


Ridgefield COVID Summary

Ridgefield COVID-19 Task Force



Data downloaded from
<https://data.ct.gov/browse?category=Health+and+Human+Services>

Data downloaded on Monday, February 08, 2021 at 4:00 PM
This reflects data through Sunday, February 07, 2021

Ridgefield Summary

Data downloaded on Monday, 02/08/2021 at 4:00 PM

Ridgefield	Sunday 02/07/2021	Thursday 02/04/2021
Number of New Cases Reported	10	7
New Case Rate (per 100,000 Residents)	18.9	28.0
New Test Rate (per 100,000 Residents)	809.9	778.4
Test Positivity	2.3%	3.6%
Fairfield County	Sunday 02/07/2021	Thursday 02/04/2021
Number of New Cases Reported	1067	371
New Case Rate (per 100,000 Residents)	37.6	36.0
New Test Rate (per 100,000 Residents)	1006.2	947.8
Test Positivity	3.7%	3.8%
Currently Hospitalized	224	214

Data Source: <https://data.ct.gov>. This report reflects data reported to the State through Sunday 02/07/2021. The New Case Rate, New Test Rate, and Test Positivity are computed using 7-day moving averages.

NOTE: The Number of New Cases Reported for Sunday is the TOTAL over the last THREE DAYS (Friday, Saturday, Sunday).

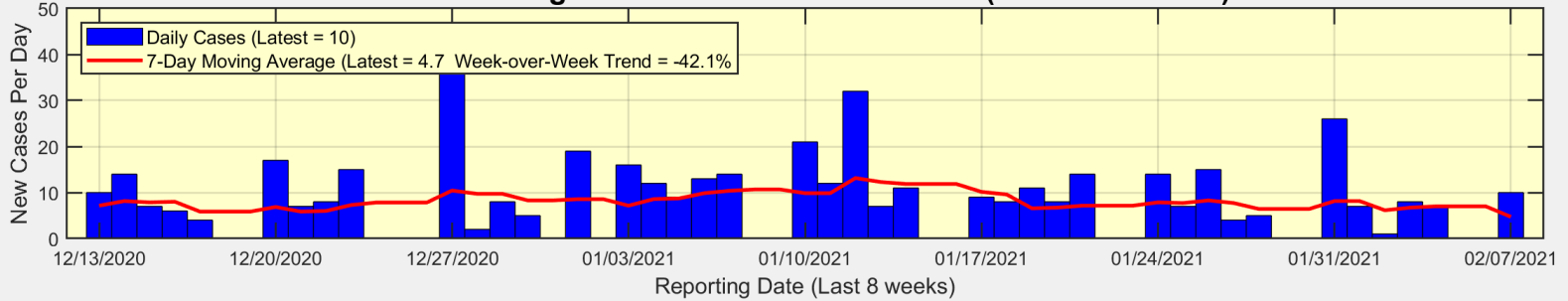
Our data science confirms CDC and other studies:

Wearing a Mask Reduces COVID Case Rates

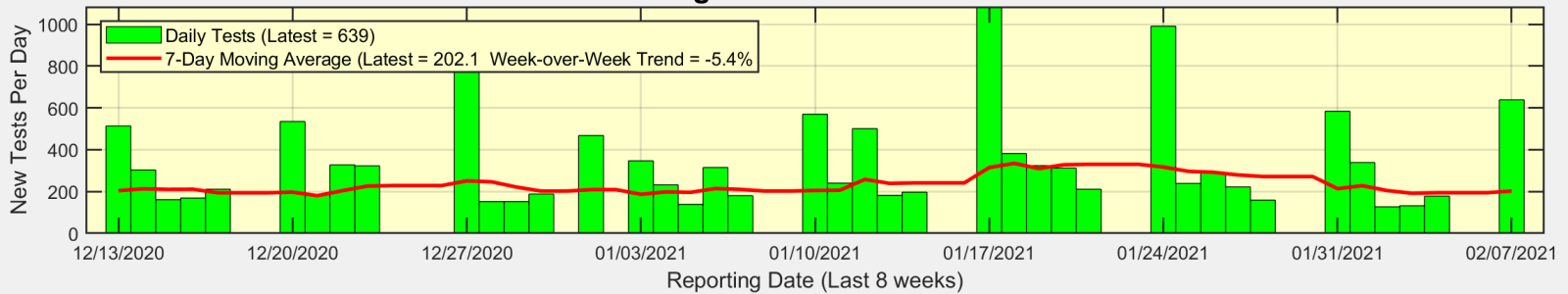


There were 10 new cases reported for Ridgefield over the past 3 days

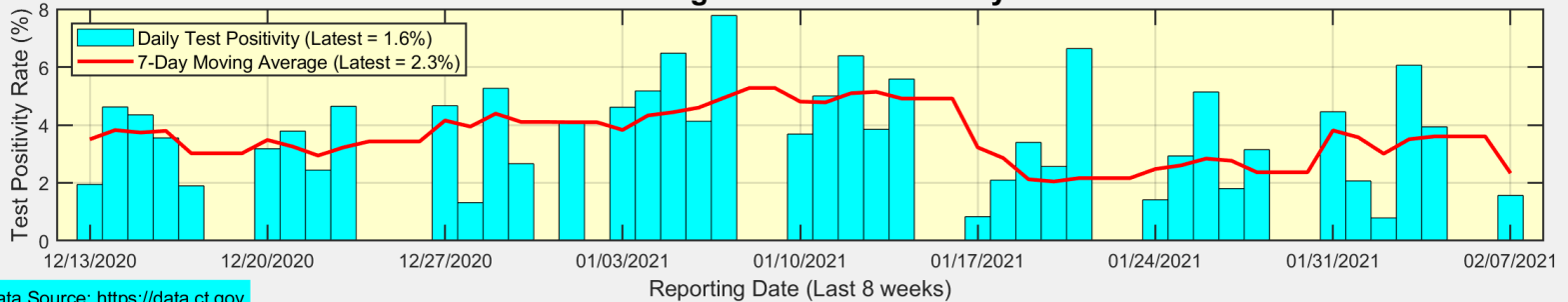
Town of Ridgefield: Number of New Cases (as of 02/07/2021)



Town of Ridgefield: Number of New Tests



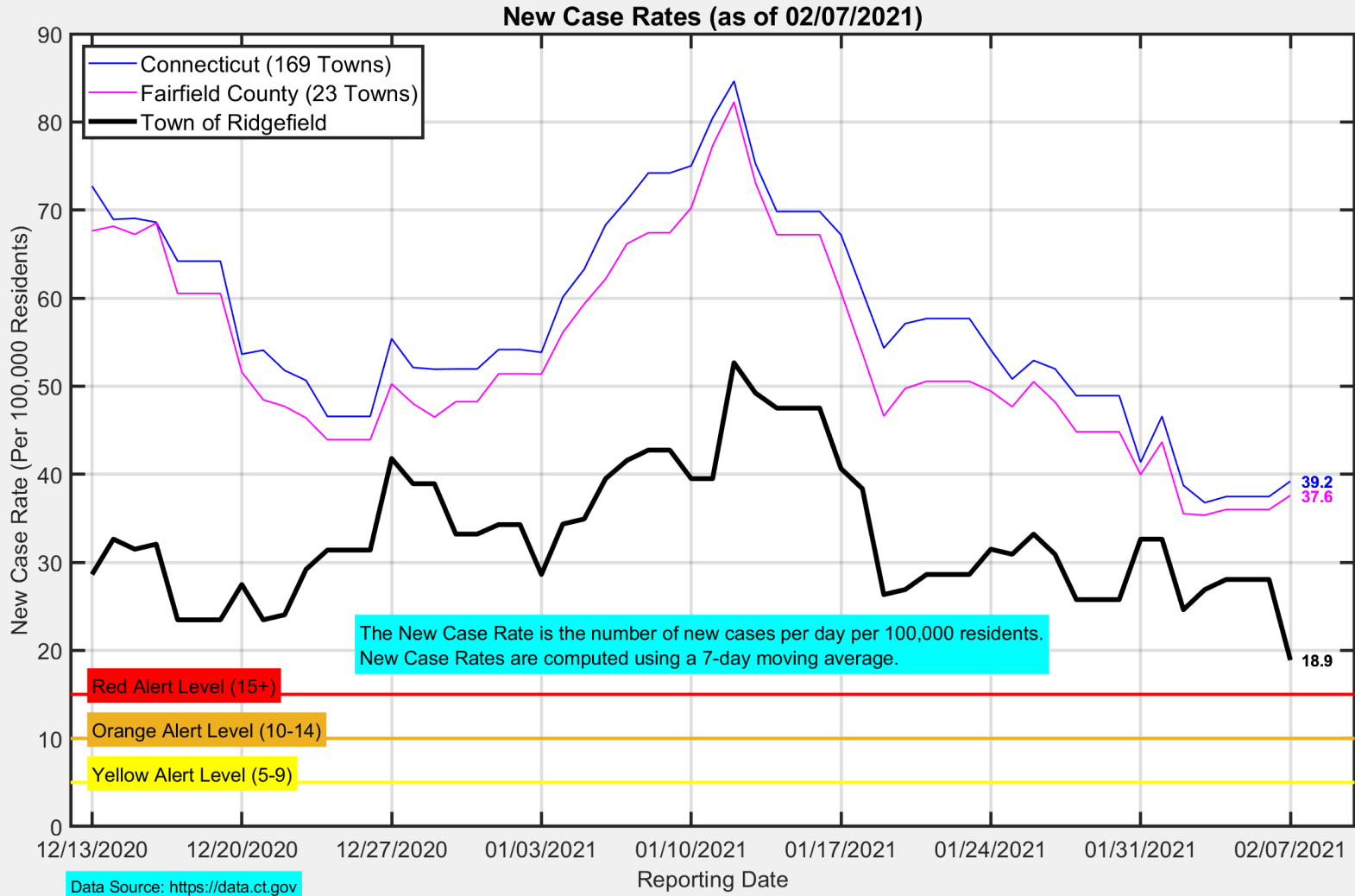
Town of Ridgefield: Test Positivity Rate



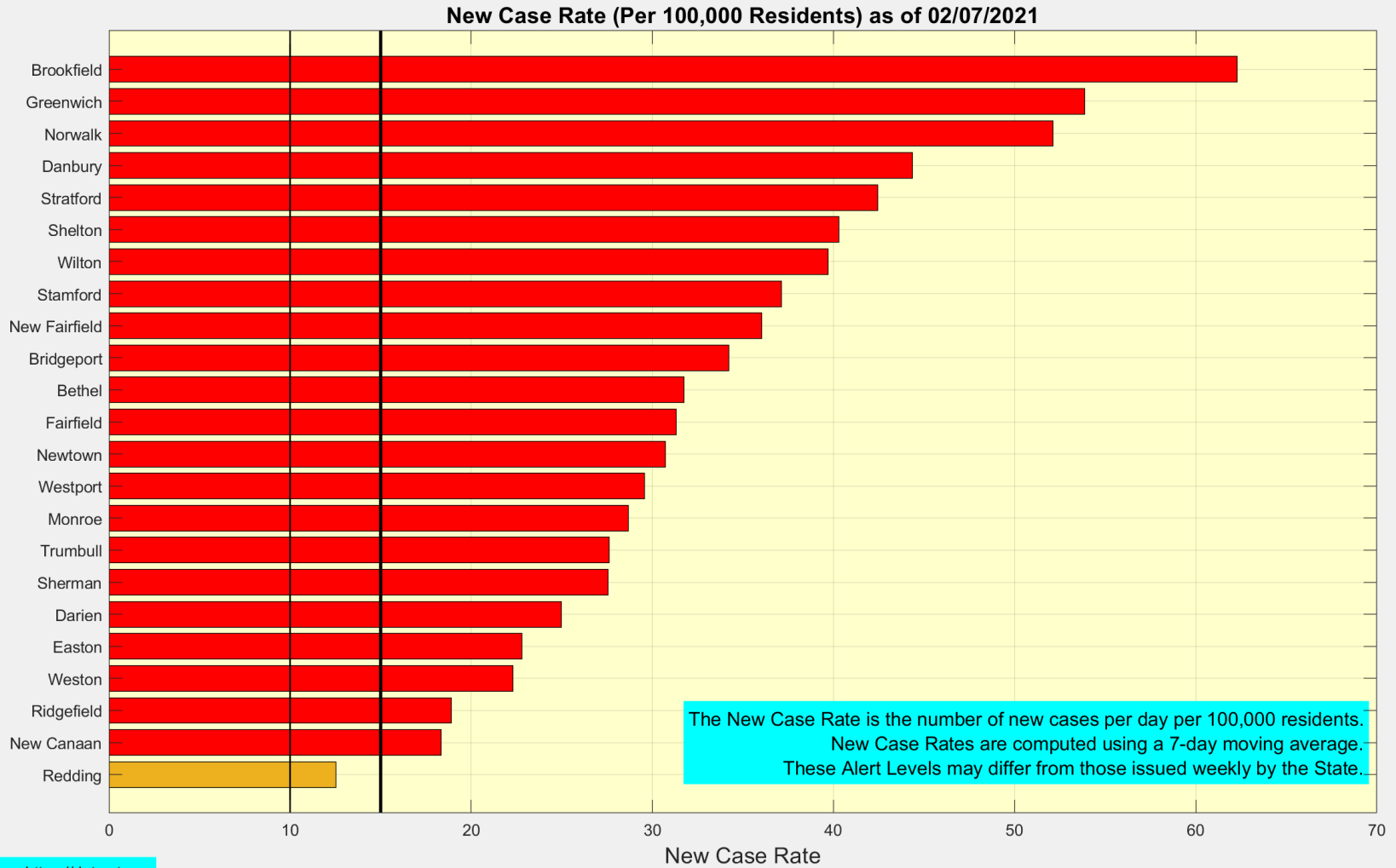
Data Source: <https://data.ct.gov>



The New Case Rate in Ridgefield decreased to 18.9



Here are the latest New Case Rates for all towns in Fairfield County



The State started reporting weekly Town-level Vaccination Rates on February 3 We estimate that Ridgefield has vaccinated 72% of the population over the age of 75

