


Connecticut Vaccination Summary

Ridgefield COVID-19 Task Force



Data downloaded from
<https://covid.cdc.gov/covid-data-tracker/#vaccinations>

Friday, July 09, 2021

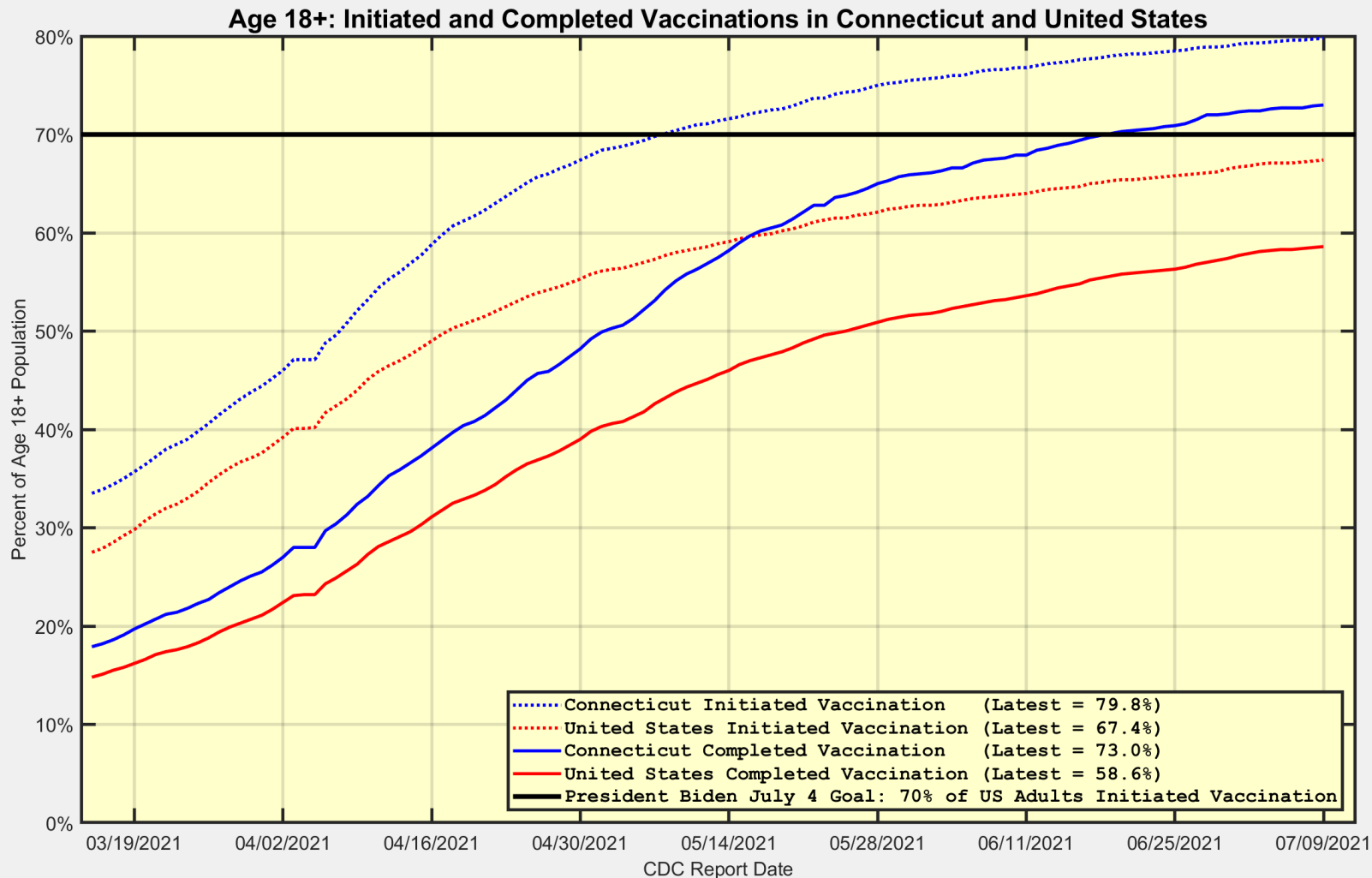
Connecticut and US Vaccination Summary

Connecticut (as of Friday July 09, 2021)	Cumulative	Daily
Doses Delivered	4,777,565	7,133
Doses Administered	4,459,737	5,364
Percent of Age 18+ Population Who Have Completed Vaccination	73.0%	
Connecticut Rank Among 50 States and DC	3	
Percent of Age 18+ Population Who Have Initiated Vaccination	79.8%	
Connecticut Rank Among 50 States and DC	4	
United States (as of Friday July 09, 2021)	Cumulative	Daily
Doses Delivered	386,058,070	488,793
Doses Administered	332,966,409	593,848
Percent of Age 18+ Population Who Have Completed Vaccination	58.6%	
Percent of Age 18+ Population Who Have Initiated Vaccination	67.4%	
Data Source: https://covid.cdc.gov/covid-data-tracker/#vaccinations . The Daily numbers are the most recent 7-day moving averages.		

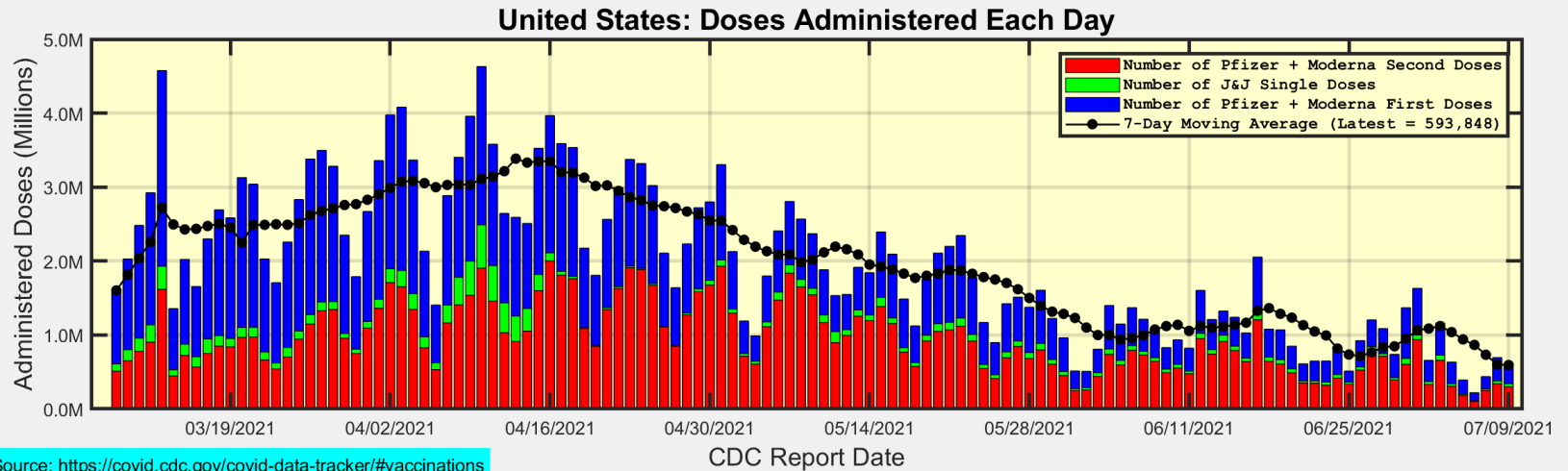
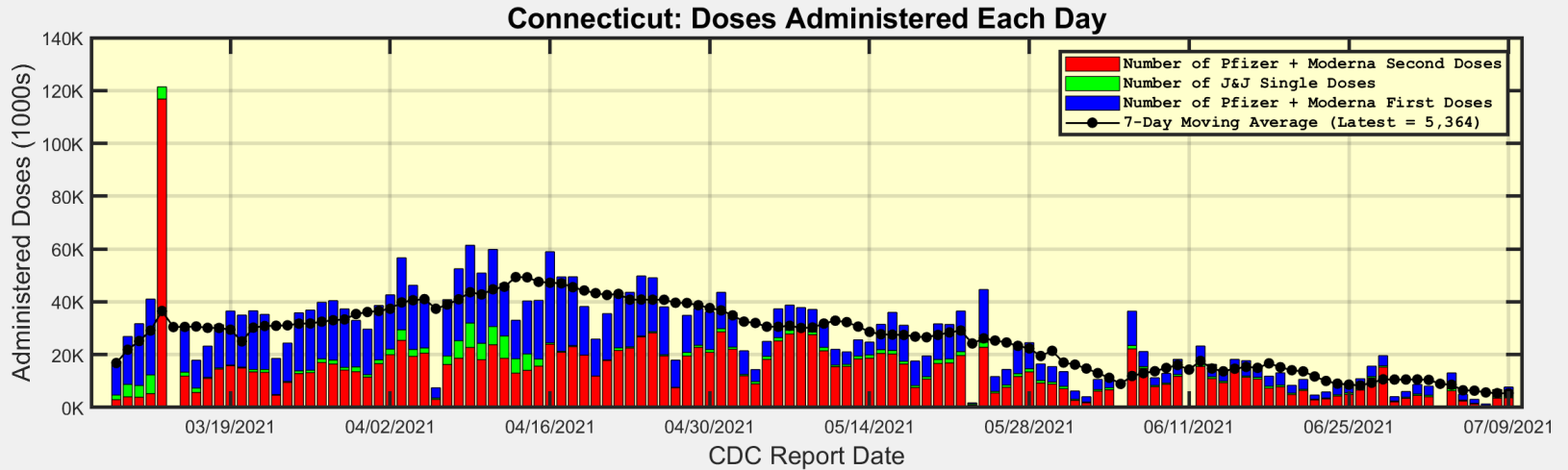
President Biden had set a goal for 70% of the US Age 18+ population to have Initiated Vaccination by July 4.
The US did not meet this goal ... but Connecticut did (on May 8!).



Connecticut and US: Age 18+ Initiated and Completed Vaccinations



Number of Doses Administered Each Day



Data Source: <https://covid.cdc.gov/covid-data-tracker/#vaccinations>



Ridgefield COVID-19 Task Force

Connecticut: First Doses are generally decreasing. Most people are returning for Second Doses.

