

Connecticut Vaccination Summary

Ridgefield COVID-19 Task Force



Data downloaded from
<https://covid.cdc.gov/covid-data-tracker/#vaccinations>

Thursday, July 08, 2021

Connecticut and US Vaccination Summary

Connecticut (as of Thursday July 08, 2021)	Cumulative	Daily
Doses Delivered	4,768,145	6,447
Doses Administered	4,451,999	5,412
Percent of Age 18+ Population Who Have Completed Vaccination	72.9%	
Connecticut Rank Among 50 States and DC	3	
Percent of Age 18+ Population Who Have Initiated Vaccination	79.7%	
Connecticut Rank Among 50 States and DC	4	

United States (as of Thursday July 08, 2021)	Cumulative	Daily
Doses Delivered	385,495,790	458,829
Doses Administered	332,345,797	599,070
Percent of Age 18+ Population Who Have Completed Vaccination	58.5%	
Percent of Age 18+ Population Who Have Initiated Vaccination	67.3%	

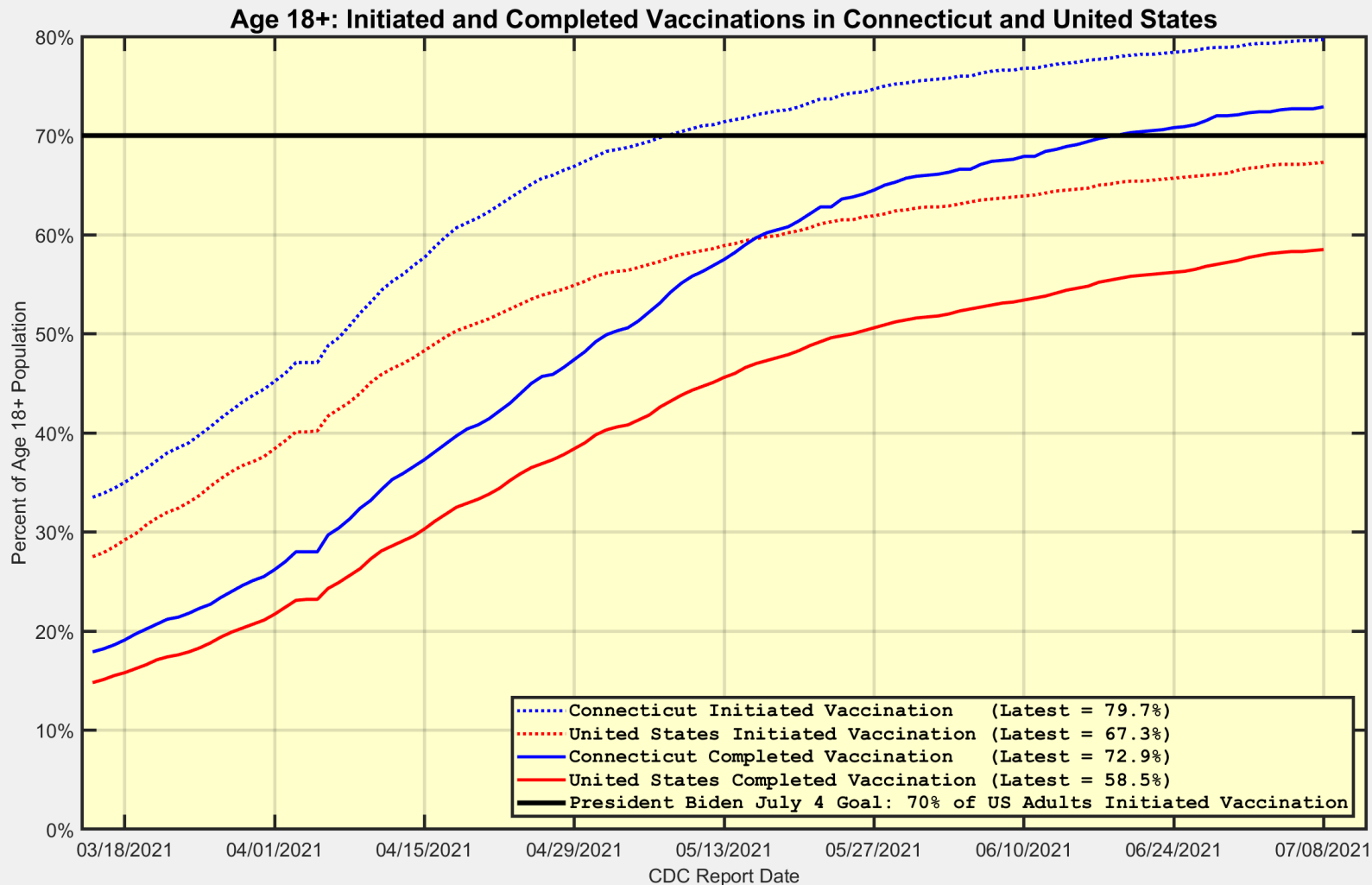
Data Source: <https://covid.cdc.gov/covid-data-tracker/#vaccinations>.

The Daily numbers are the most recent 7-day moving averages.

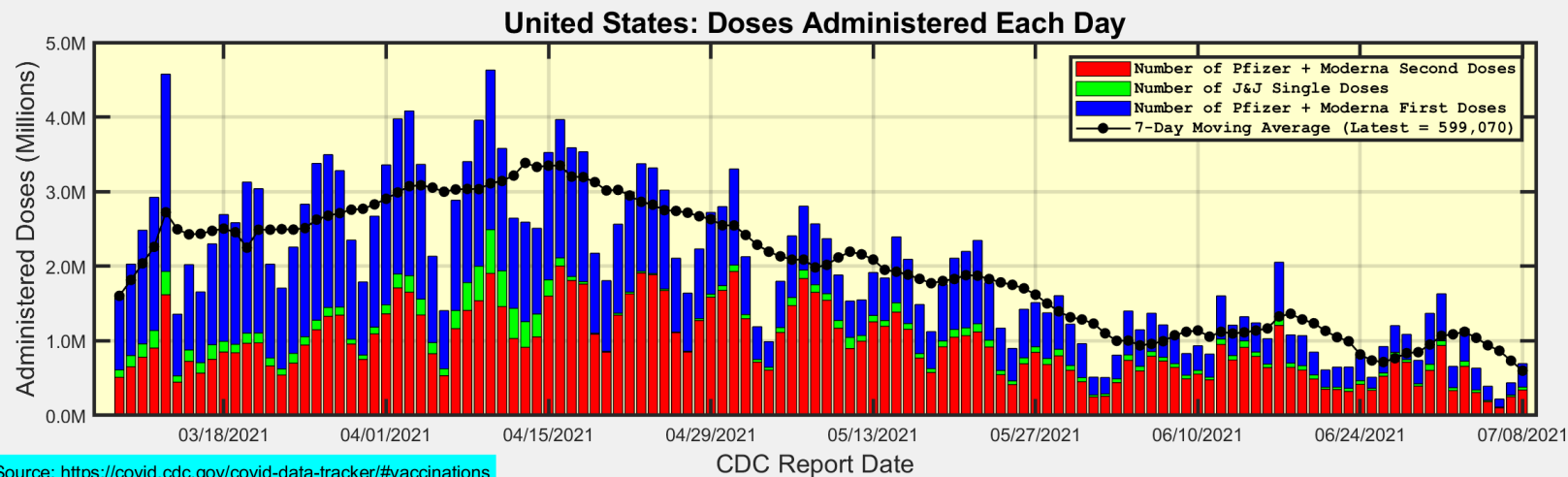
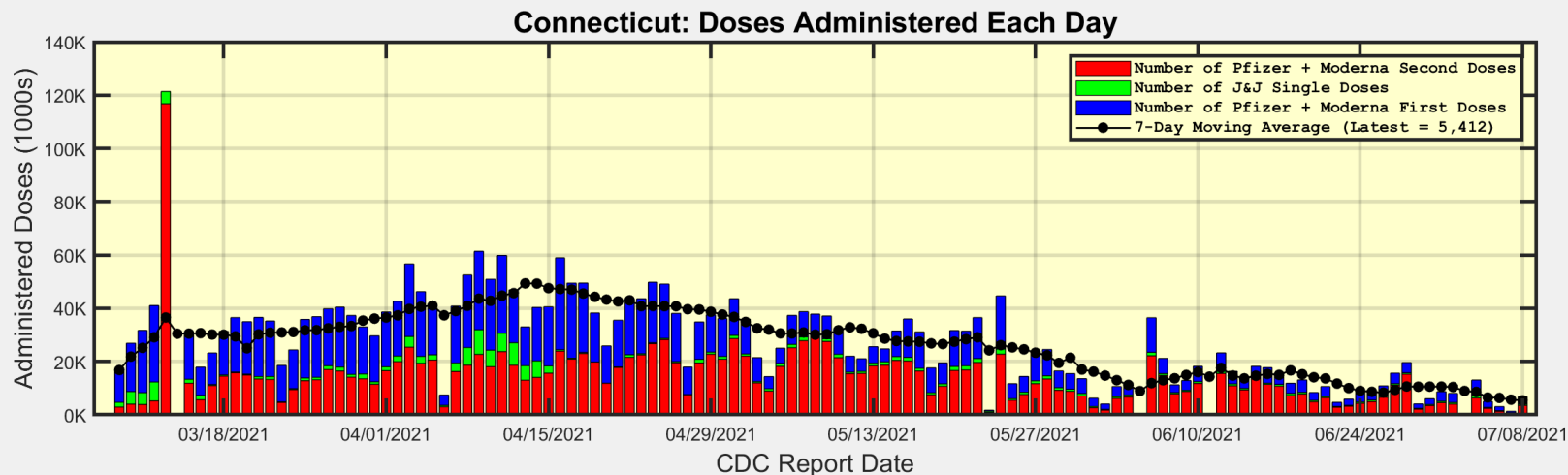
President Biden had set a goal for 70% of the US Age 18+ population to have Initiated Vaccination by July 4.
The US did not meet this goal ... but Connecticut did (on May 8!).



Connecticut and US: Age 18+ Initiated and Completed Vaccinations



Number of Doses Administered Each Day



Data Source: <https://covid.cdc.gov/covid-data-tracker/#vaccinations>



Ridgefield COVID-19 Task Force

Connecticut: First Doses are generally decreasing. Most people are returning for Second Doses.

