

# Connecticut Vaccination Summary

## Ridgefield COVID-19 Task Force



Data downloaded from  
<https://covid.cdc.gov/covid-data-tracker/#vaccinations>

Tuesday, July 06, 2021

## Connecticut and US Vaccination Summary

Connecticut (as of Tuesday July 06, 2021)	Cumulative	Daily
Doses Delivered	4,731,555	1,897
Doses Administered	4,443,865	6,359
Percent of Age 18+ Population Who Have Completed Vaccination	72.7%	
Connecticut Rank Among 50 States and DC	3	
Percent of Age 18+ Population Who Have Initiated Vaccination	79.6%	
Connecticut Rank Among 50 States and DC	4	

United States (as of Tuesday July 06, 2021)	Cumulative	Daily
Doses Delivered	383,068,840	176,716
Doses Administered	331,214,347	865,929
Percent of Age 18+ Population Who Have Completed Vaccination	58.3%	
Percent of Age 18+ Population Who Have Initiated Vaccination	67.1%	

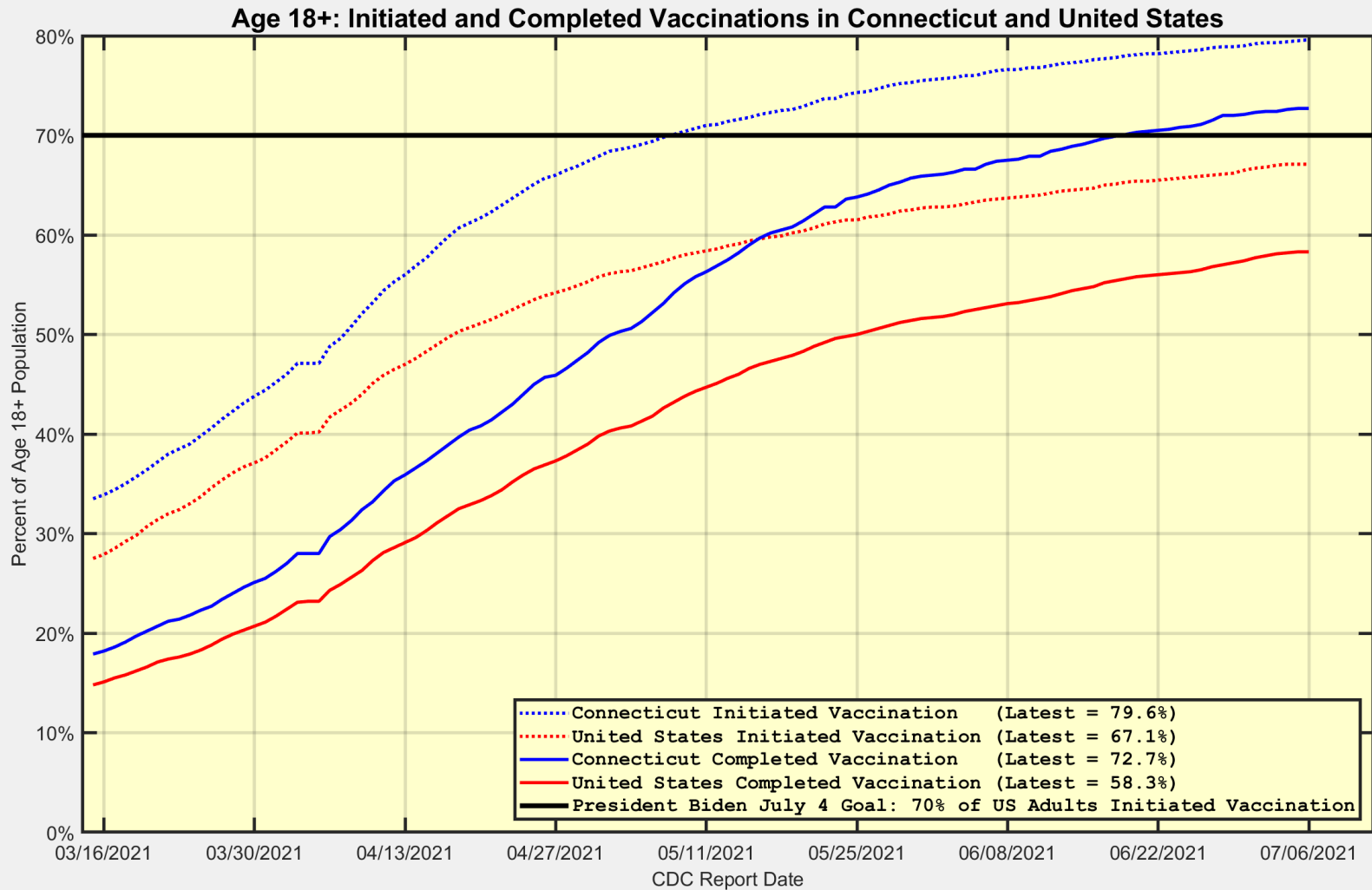
**Data Source:** <https://covid.cdc.gov/covid-data-tracker/#vaccinations>.

**The Daily numbers are the most recent 7-day moving averages.**

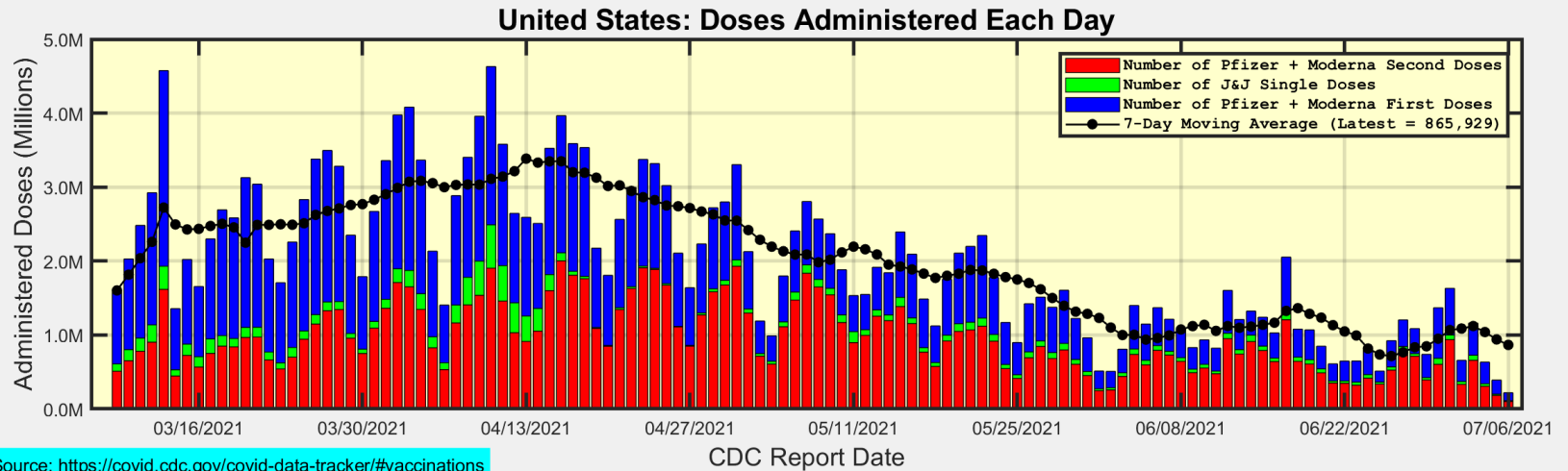
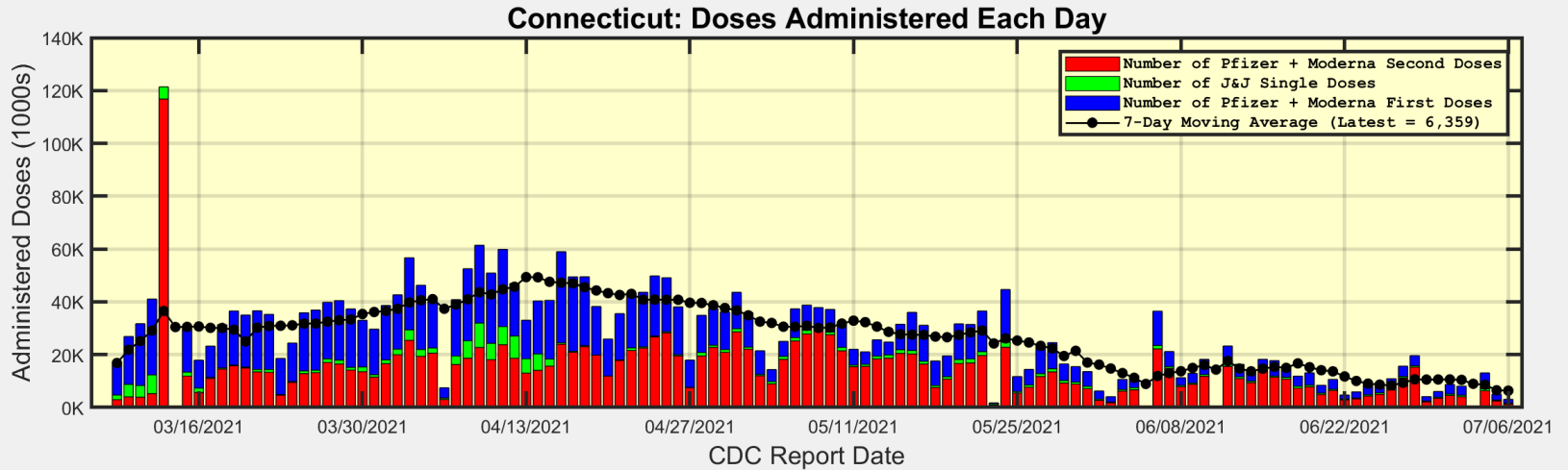
President Biden had set a goal for 70% of the US Age 18+ population to have Initiated Vaccination by July 4.  
The US did not meet this goal ... but Connecticut did (on May 8!).



# Connecticut and US: Age 18+ Initiated and Completed Vaccinations



# Number of Doses Administered Each Day



Data Source: <https://covid.cdc.gov/covid-data-tracker/#vaccinations>



Ridgefield COVID-19 Task Force

## Connecticut: First Doses are generally decreasing. Most people are returning for Second Doses.

