

# Connecticut Vaccination Summary

## Ridgefield COVID-19 Task Force



Data downloaded from  
<https://covid.cdc.gov/covid-data-tracker/#vaccinations>

Friday, July 02, 2021

## Connecticut and US Vaccination Summary

Connecticut (as of Friday July 02, 2021)	Cumulative	Daily
Doses Delivered	4,727,635	3,671
Doses Administered	4,422,190	10,448
Percent of Age 18+ Population Who Have Completed Vaccination	72.4%	
Connecticut Rank Among 50 States and DC	3	
Percent of Age 18+ Population Who Have Initiated Vaccination	79.3%	
Connecticut Rank Among 50 States and DC	4	

United States (as of Friday July 02, 2021)	Cumulative	Daily
Doses Delivered	382,636,520	344,836
Doses Administered	328,809,470	1,087,156
Percent of Age 18+ Population Who Have Completed Vaccination	57.9%	
Percent of Age 18+ Population Who Have Initiated Vaccination	66.8%	

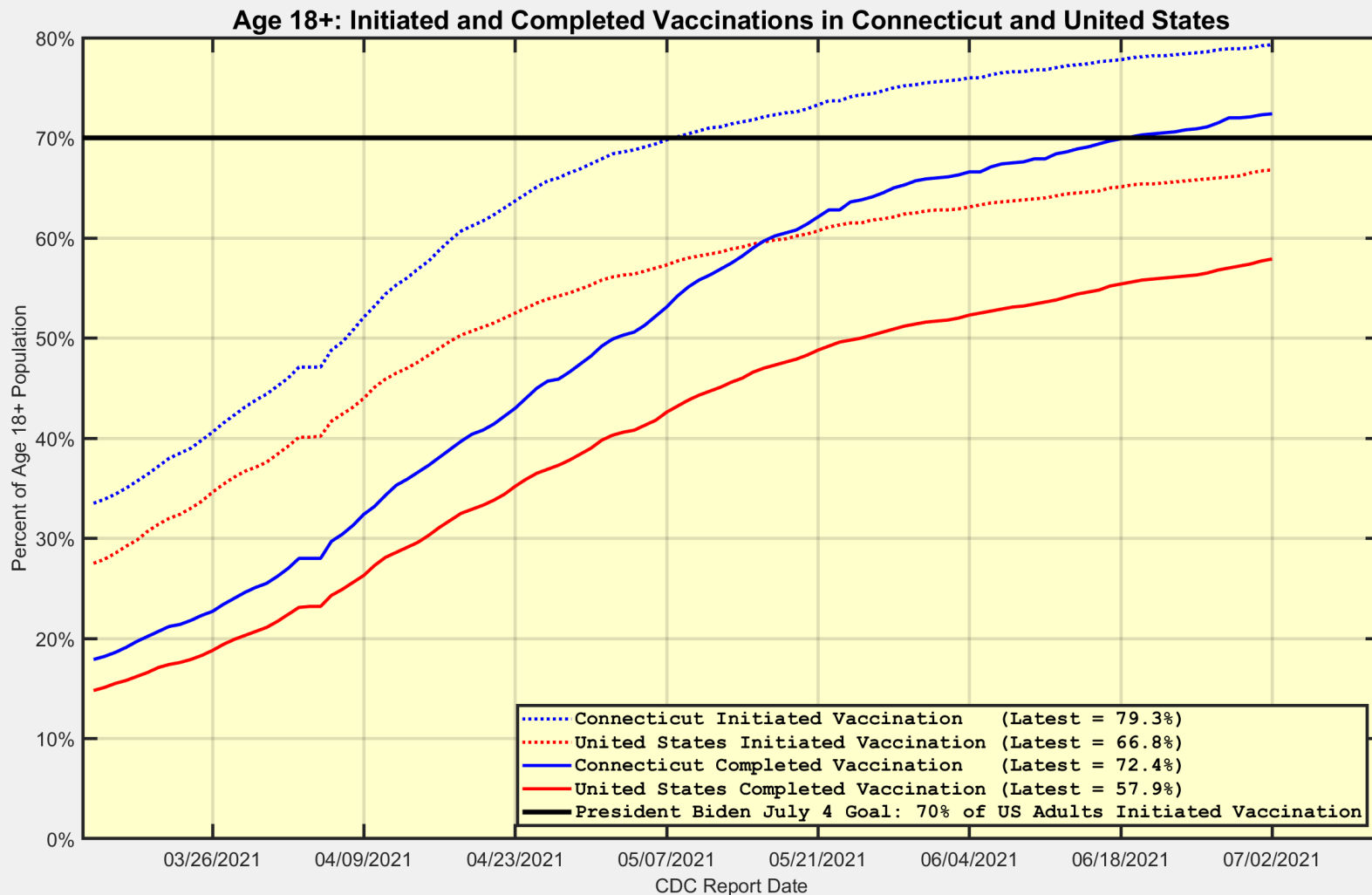
**Data Source:** <https://covid.cdc.gov/covid-data-tracker/#vaccinations>.

**The Daily numbers are the most recent 7-day moving averages.**

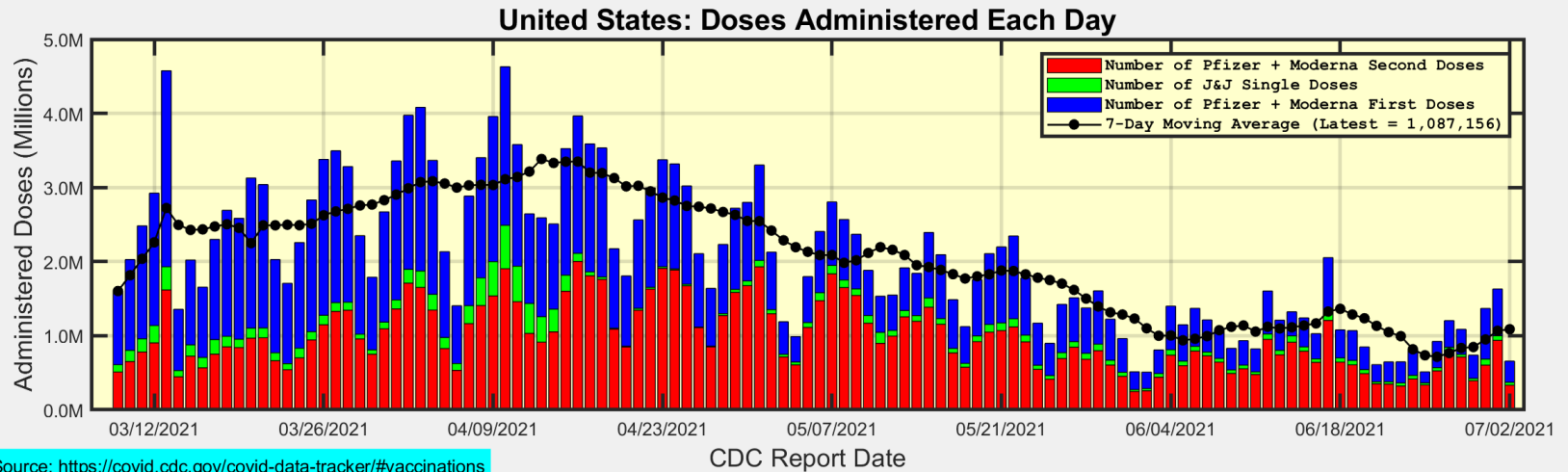
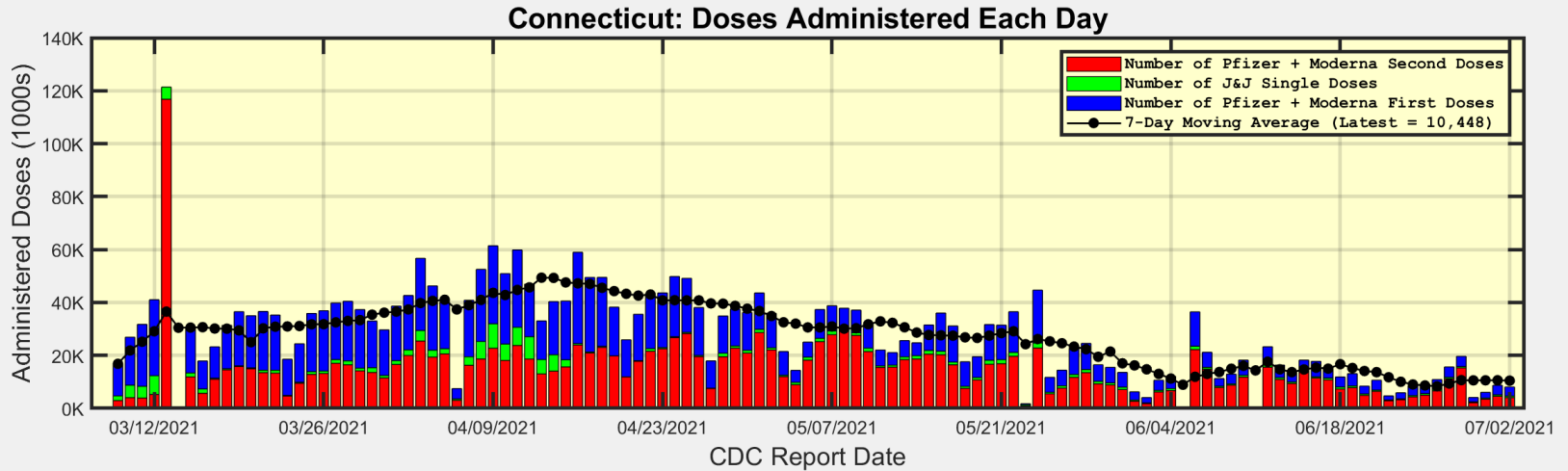
President Biden has set a goal for 70% of the US Age 18+ population to have Initiated Vaccination by July 4.



# Connecticut and US: Age 18+ Initiated and Completed Vaccinations



# Number of Doses Administered Each Day



Data Source: <https://covid.cdc.gov/covid-data-tracker/#vaccinations>



Ridgefield COVID-19 Task Force

## Connecticut: First Doses are generally decreasing. Most people are returning for Second Doses.

