

# Connecticut Vaccination Summary

## Ridgefield COVID-19 Task Force



Data downloaded from  
<https://covid.cdc.gov/covid-data-tracker/#vaccinations>

Thursday, July 01, 2021

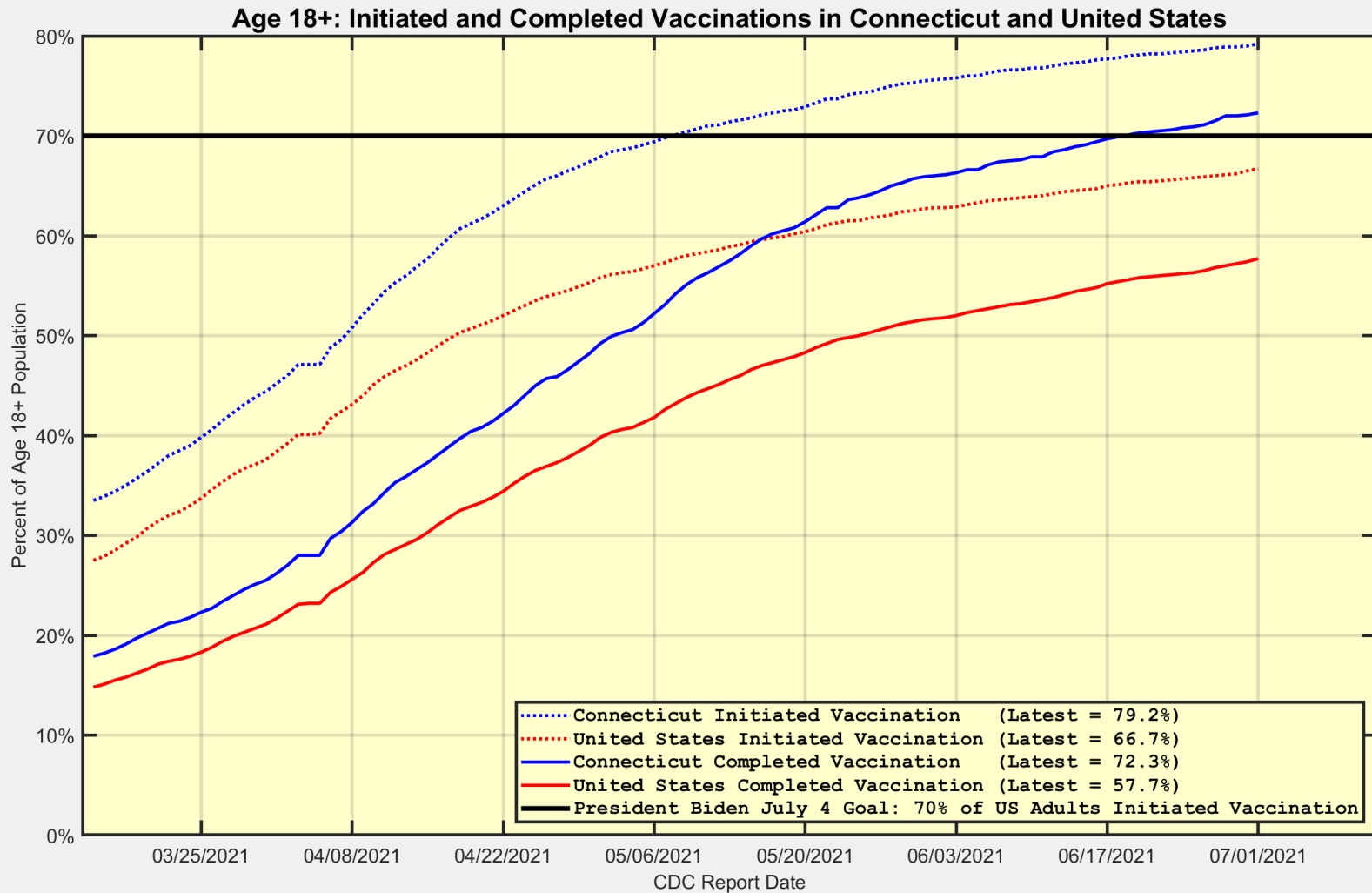
## Connecticut and US Vaccination Summary

Connecticut (as of Thursday July 01, 2021)	Cumulative	Daily
Doses Delivered	4,723,015	5,061
Doses Administered	4,414,112	10,609
Percent of Age 18+ Population Who Have Completed Vaccination	72.3%	
Connecticut Rank Among 50 States and DC	3	
Percent of Age 18+ Population Who Have Initiated Vaccination	79.2%	
Connecticut Rank Among 50 States and DC	4	
United States (as of Thursday July 01, 2021)	Cumulative	Daily
Doses Delivered	382,283,990	433,613
Doses Administered	328,152,304	1,066,443
Percent of Age 18+ Population Who Have Completed Vaccination	57.7%	
Percent of Age 18+ Population Who Have Initiated Vaccination	66.7%	
Data Source: <a href="https://covid.cdc.gov/covid-data-tracker/#vaccinations">https://covid.cdc.gov/covid-data-tracker/#vaccinations</a> . The Daily numbers are the most recent 7-day moving averages.		

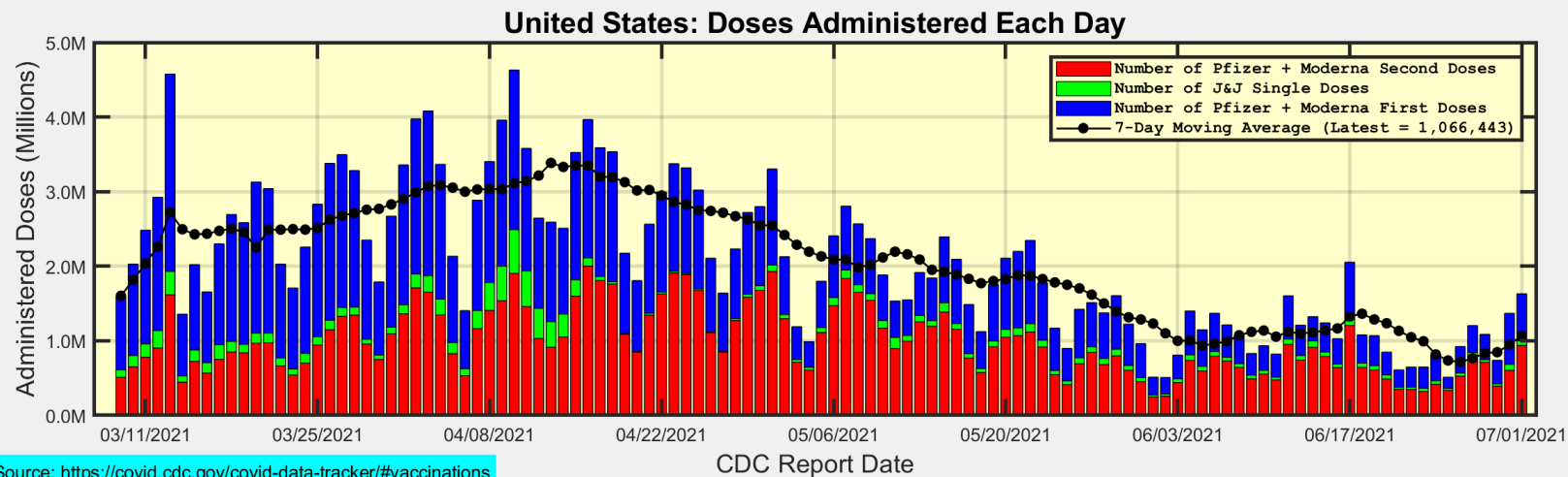
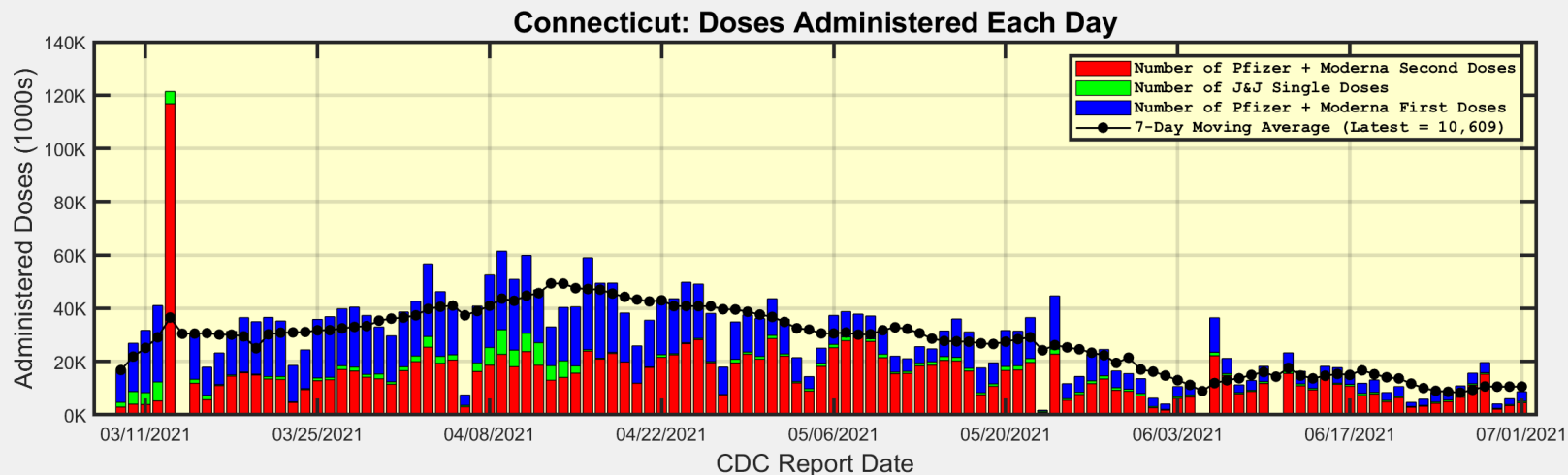
President Biden has set a goal for 70% of the US Age 18+ population to have Initiated Vaccination by July 4.



# Connecticut and US: Age 18+ Initiated and Completed Vaccinations



# Number of Doses Administered Each Day



Data Source: <https://covid.cdc.gov/covid-data-tracker/#vaccinations>



Ridgefield COVID-19 Task Force

## Connecticut: First Doses are generally decreasing. Most people are returning for Second Doses.

