


# Connecticut Vaccination Summary

## Ridgefield COVID-19 Task Force



Data downloaded from  
<https://covid.cdc.gov/covid-data-tracker/#vaccinations>

Wednesday, June 09, 2021

## Connecticut and US Vaccination Summary

Connecticut (as of Wednesday June 09, 2021)	Cumulative	Daily
Doses Delivered	4,622,235	8,264
Doses Administered	4,153,505	14,970
Percent of Age 18+ Population Who Have Completed Vaccination	67.6%	
Connecticut Rank Among 50 States and DC	4	
Percent of Age 18+ Population Who Have Initiated Vaccination	76.6%	
Connecticut Rank Among 50 States and DC	4	

United States (as of Wednesday June 09, 2021)	Cumulative	Daily
Doses Delivered	372,495,525	788,284
Doses Administered	304,753,476	1,120,083
Percent of Age 18+ Population Who Have Completed Vaccination	53.3%	
Percent of Age 18+ Population Who Have Initiated Vaccination	63.9%	

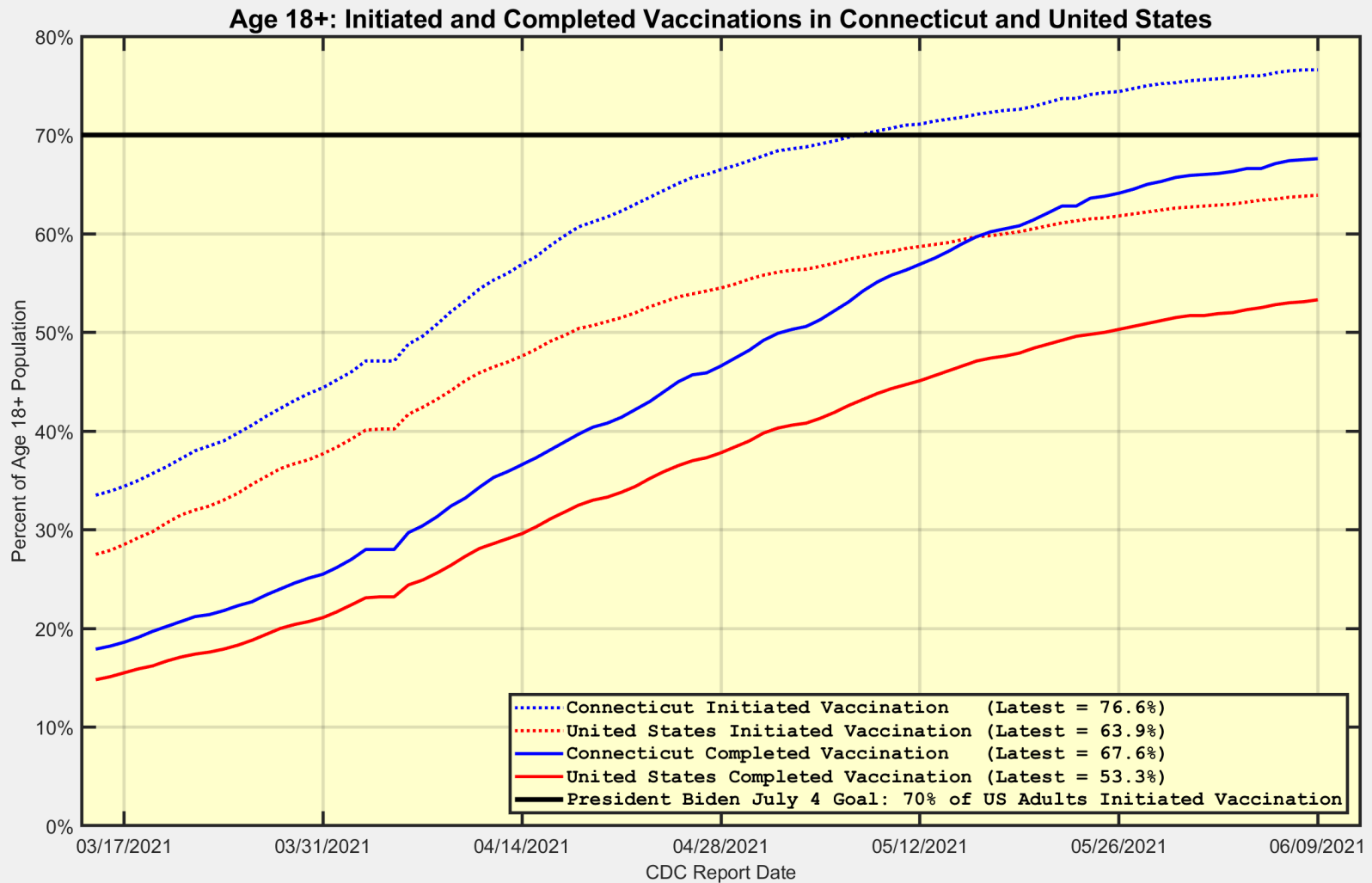
**Data Source:** <https://covid.cdc.gov/covid-data-tracker/#vaccinations>.

**The Daily numbers are the most recent 7-day moving averages.**

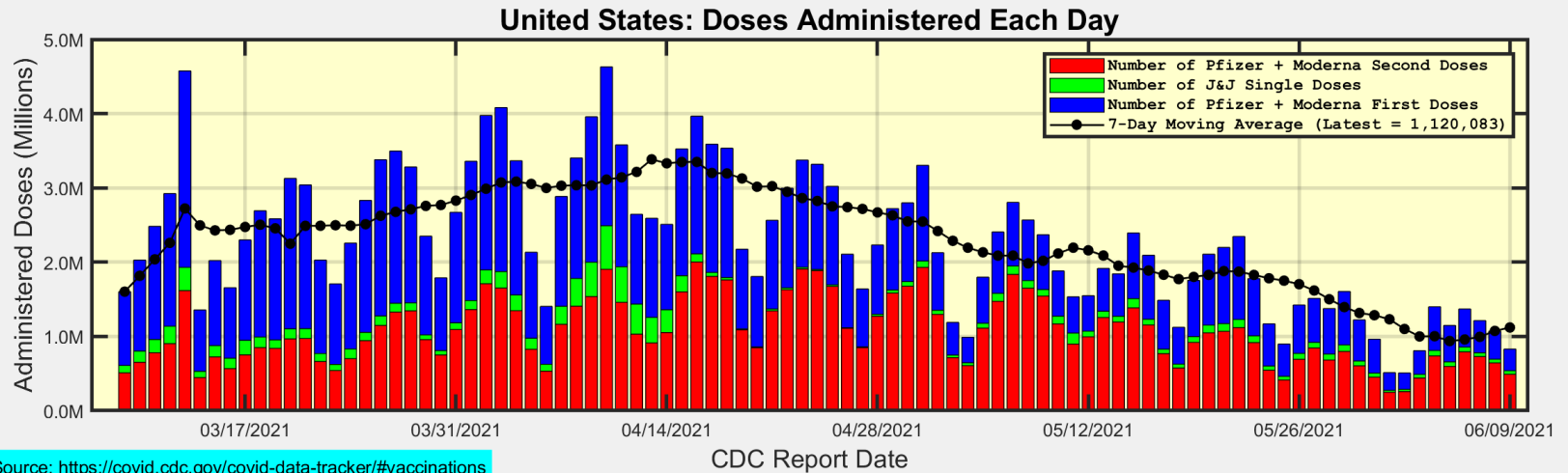
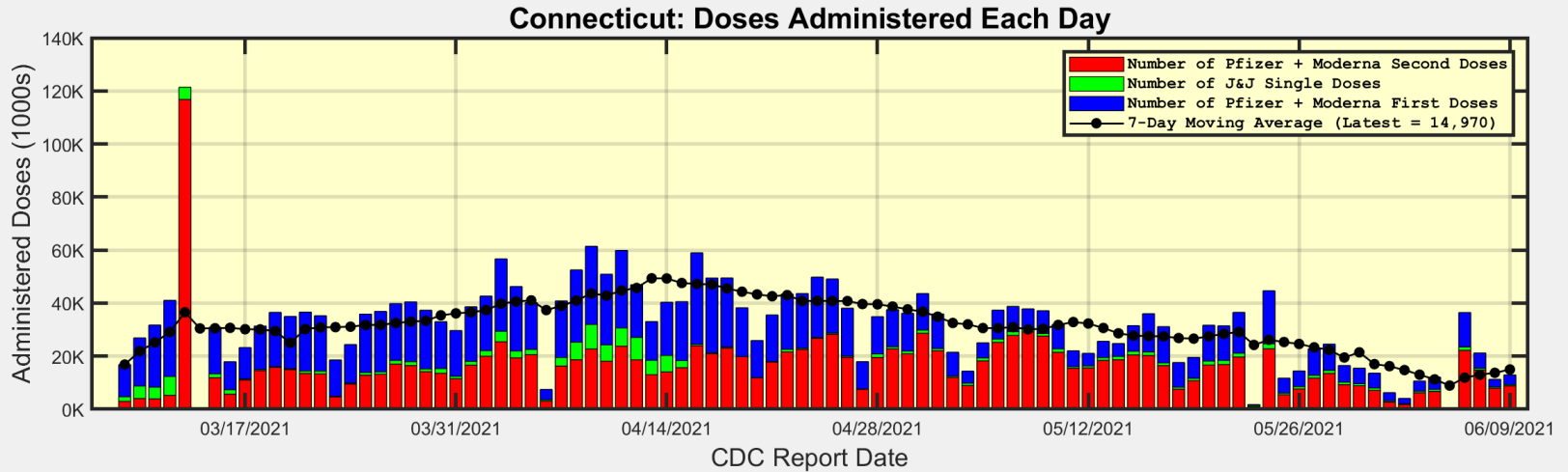
President Biden has set a goal for 70% of the US Age 18+ population to have Initiated Vaccination by July 4.



# Connecticut and US: Age 18+ Initiated and Completed Vaccinations



# Number of Doses Administered Each Day



Data Source: <https://covid.cdc.gov/covid-data-tracker/#vaccinations>



Ridgefield COVID-19 Task Force

## Connecticut: First Doses are decreasing again after brief surge. Second doses continue to decrease.

