

Connecticut Vaccination Summary

Ridgefield COVID-19 Task Force



Data downloaded from
<https://covid.cdc.gov/covid-data-tracker/#vaccinations>

Monday, June 07, 2021

Connecticut and US Vaccination Summary

Connecticut (as of Monday June 07, 2021)	Cumulative	Daily
Doses Delivered	4,613,575	8,866
Doses Administered	4,129,334	12,993
Percent of Age 18+ Population Who Have Completed Vaccination	67.4%	
Connecticut Rank Among 50 States and DC	3	
Percent of Age 18+ Population Who Have Initiated Vaccination	76.5%	
Connecticut Rank Among 50 States and DC	4	

United States (as of Monday June 07, 2021)	Cumulative	Daily
Doses Delivered	371,520,735	743,413
Doses Administered	302,851,917	994,370
Percent of Age 18+ Population Who Have Completed Vaccination	53.0%	
Percent of Age 18+ Population Who Have Initiated Vaccination	63.7%	

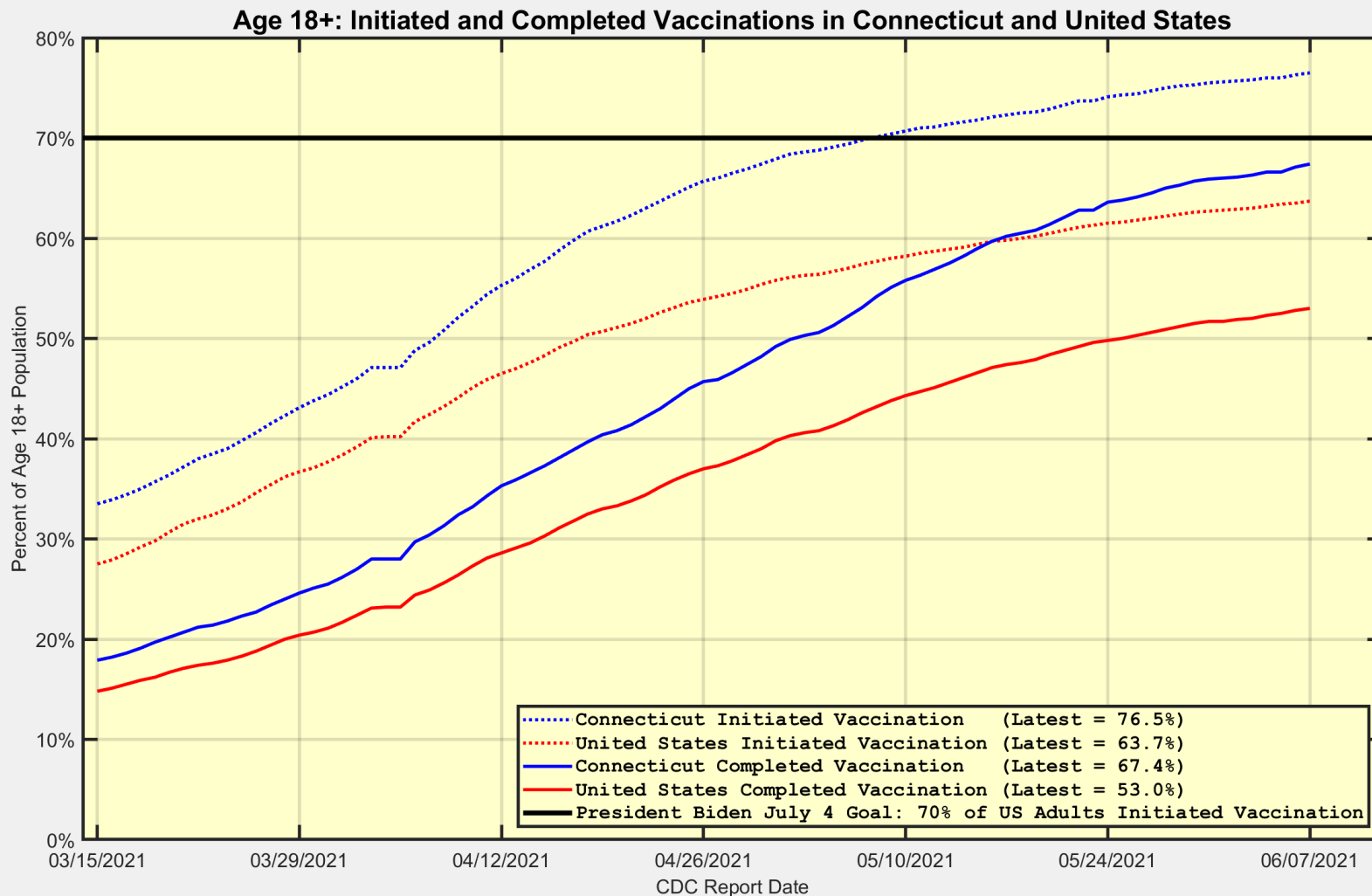
Data Source: <https://covid.cdc.gov/covid-data-tracker/#vaccinations>.

The Daily numbers are the most recent 7-day moving averages.

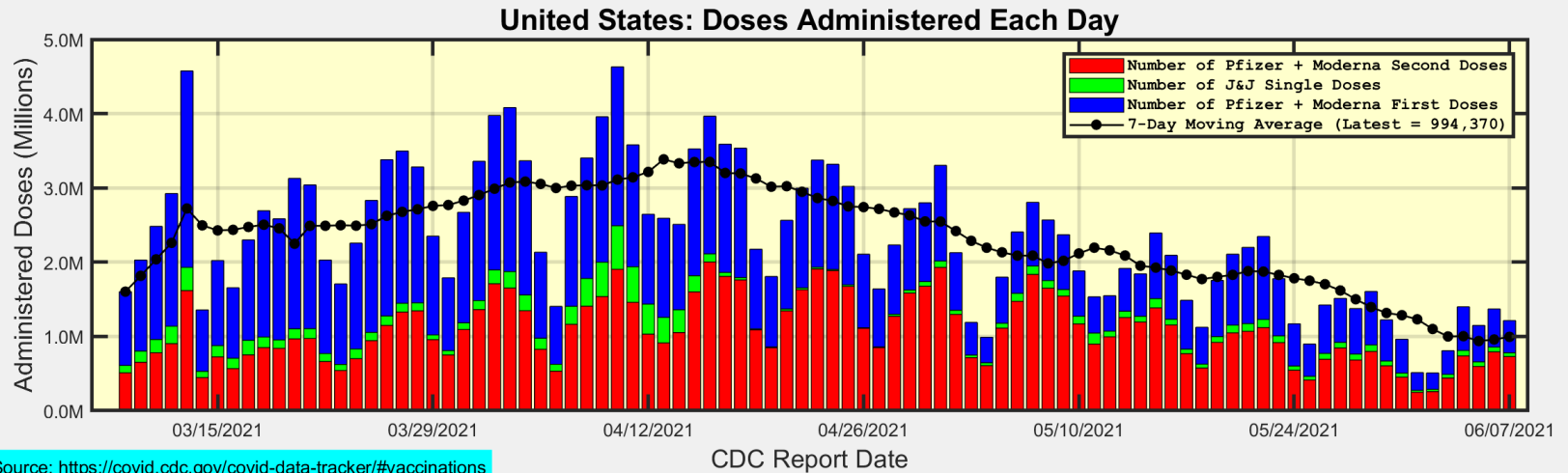
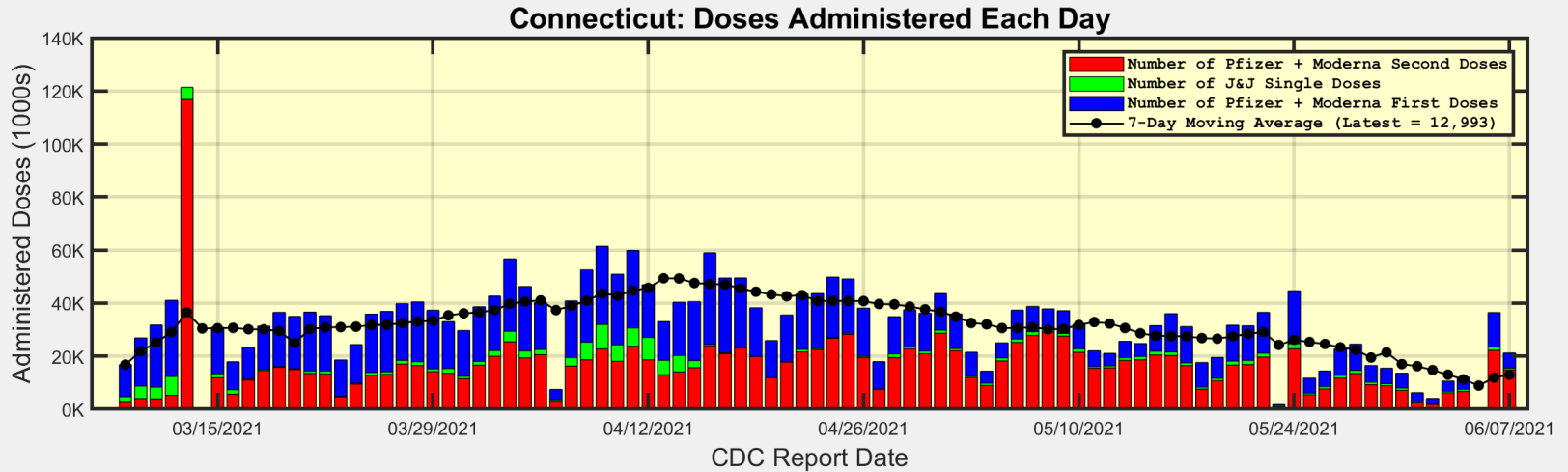
President Biden has set a goal for 70% of the US Age 18+ population to have Initiated Vaccination by July 4.



Connecticut and US: Age 18+ Initiated and Completed Vaccinations



Number of Doses Administered Each Day



Data Source: <https://covid.cdc.gov/covid-data-tracker/#vaccinations>



Ridgefield COVID-19 Task Force

Connecticut: First Doses are decreasing again after brief surge. Second doses continue to decrease.

