

# Connecticut Vaccination Summary

## Ridgefield COVID-19 Task Force



Data downloaded from  
<https://covid.cdc.gov/covid-data-tracker/#vaccinations>

Friday, June 04, 2021

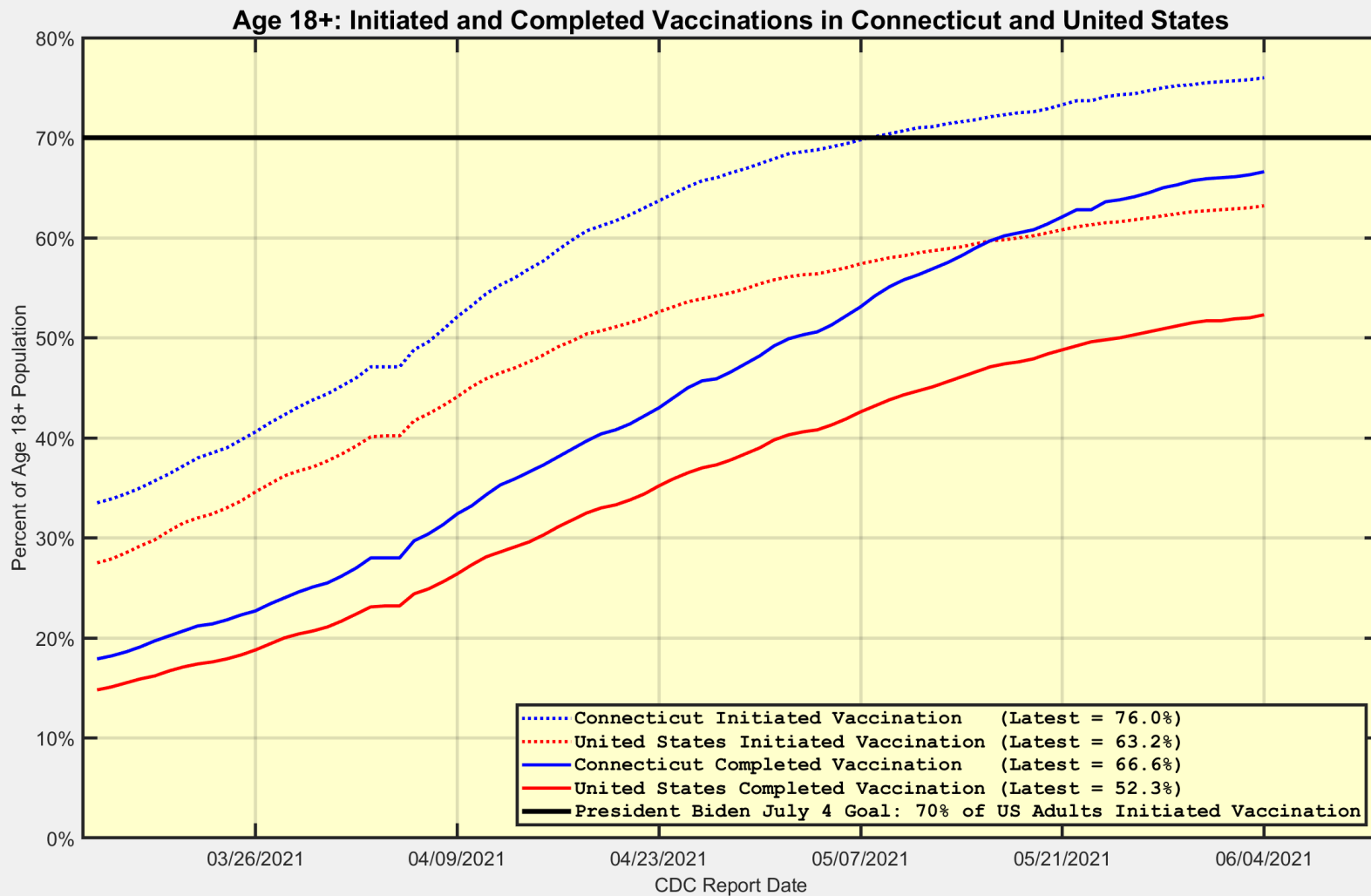
## Connecticut and US Vaccination Summary

Connecticut (as of Friday June 04, 2021)	Cumulative	Daily
Doses Delivered	4,590,675	10,987
Doses Administered	4,071,439	11,230
Percent of Age 18+ Population Who Have Completed Vaccination	66.6%	
Connecticut Rank Among 50 States and DC	3	
Percent of Age 18+ Population Who Have Initiated Vaccination	76.0%	
Connecticut Rank Among 50 States and DC	4	
United States (as of Friday June 04, 2021)	Cumulative	Daily
Doses Delivered	369,159,075	969,044
Doses Administered	299,120,522	1,002,963
Percent of Age 18+ Population Who Have Completed Vaccination	52.3%	
Percent of Age 18+ Population Who Have Initiated Vaccination	63.2%	
Data Source: <a href="https://covid.cdc.gov/covid-data-tracker/#vaccinations">https://covid.cdc.gov/covid-data-tracker/#vaccinations</a> . The Daily numbers are the most recent 7-day moving averages.		

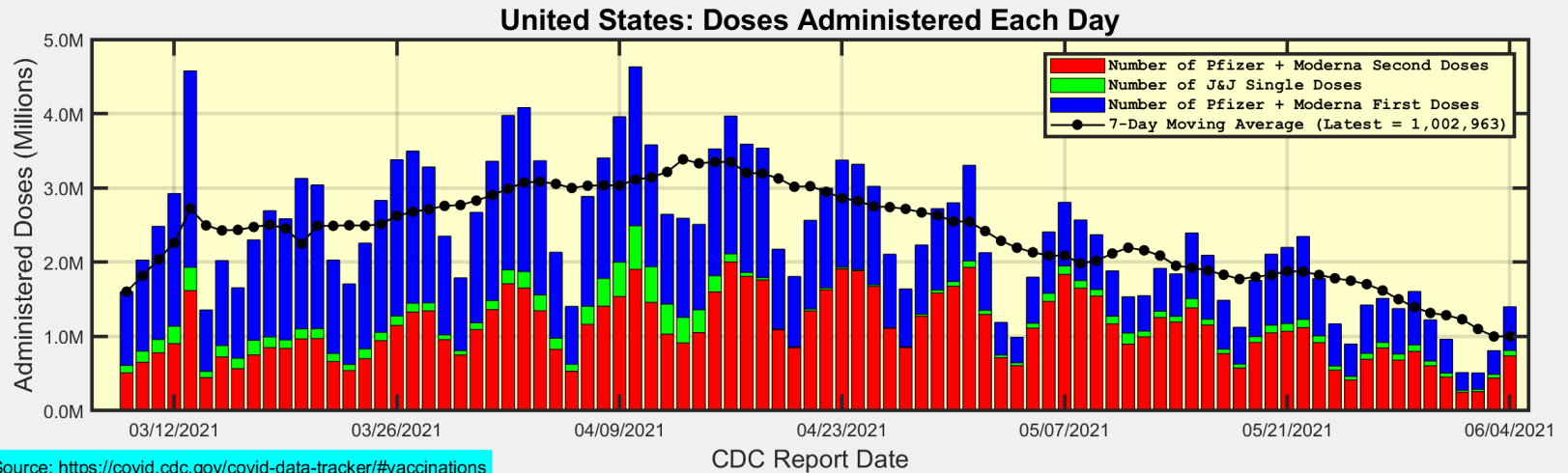
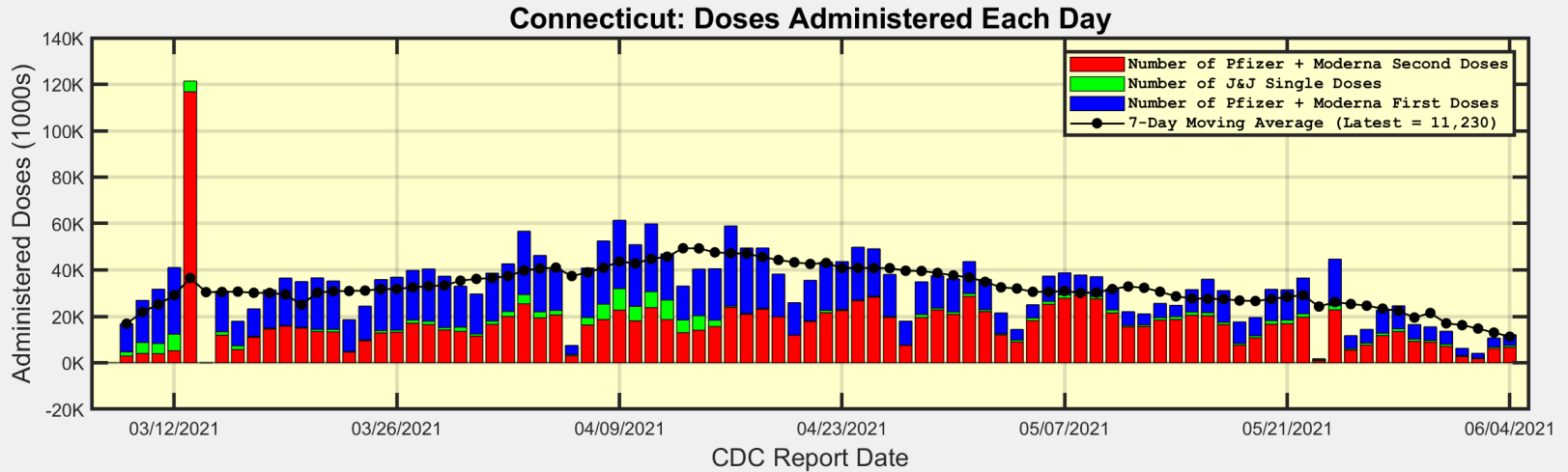
President Biden has set a goal for 70% of the US Age 18+ population to have Initiated Vaccination by July 4.



# Connecticut and US: Age 18+ Initiated and Completed Vaccinations



# Number of Doses Administered Each Day



Data Source: <https://covid.cdc.gov/covid-data-tracker/#vaccinations>



Ridgefield COVID-19 Task Force

**Connecticut: First Doses are decreasing again after brief surge. Second doses continue to decrease.**

