

Connecticut Vaccination Summary

Ridgefield COVID-19 Task Force



Data downloaded from
<https://covid.cdc.gov/covid-data-tracker/#vaccinations>

Wednesday, June 30, 2021

Connecticut and US Vaccination Summary

Connecticut (as of Wednesday June 30, 2021)	Cumulative	Daily
Doses Delivered	4,718,695	4,793
Doses Administered	4,405,405	10,583
Percent of Age 18+ Population Who Have Completed Vaccination	72.1%	
Connecticut Rank Among 50 States and DC	3	
Percent of Age 18+ Population Who Have Initiated Vaccination	79.0%	
Connecticut Rank Among 50 States and DC	4	

United States (as of Wednesday June 30, 2021)	Cumulative	Daily
Doses Delivered	381,949,830	438,233
Doses Administered	326,521,526	949,925
Percent of Age 18+ Population Who Have Completed Vaccination	57.4%	
Percent of Age 18+ Population Who Have Initiated Vaccination	66.5%	

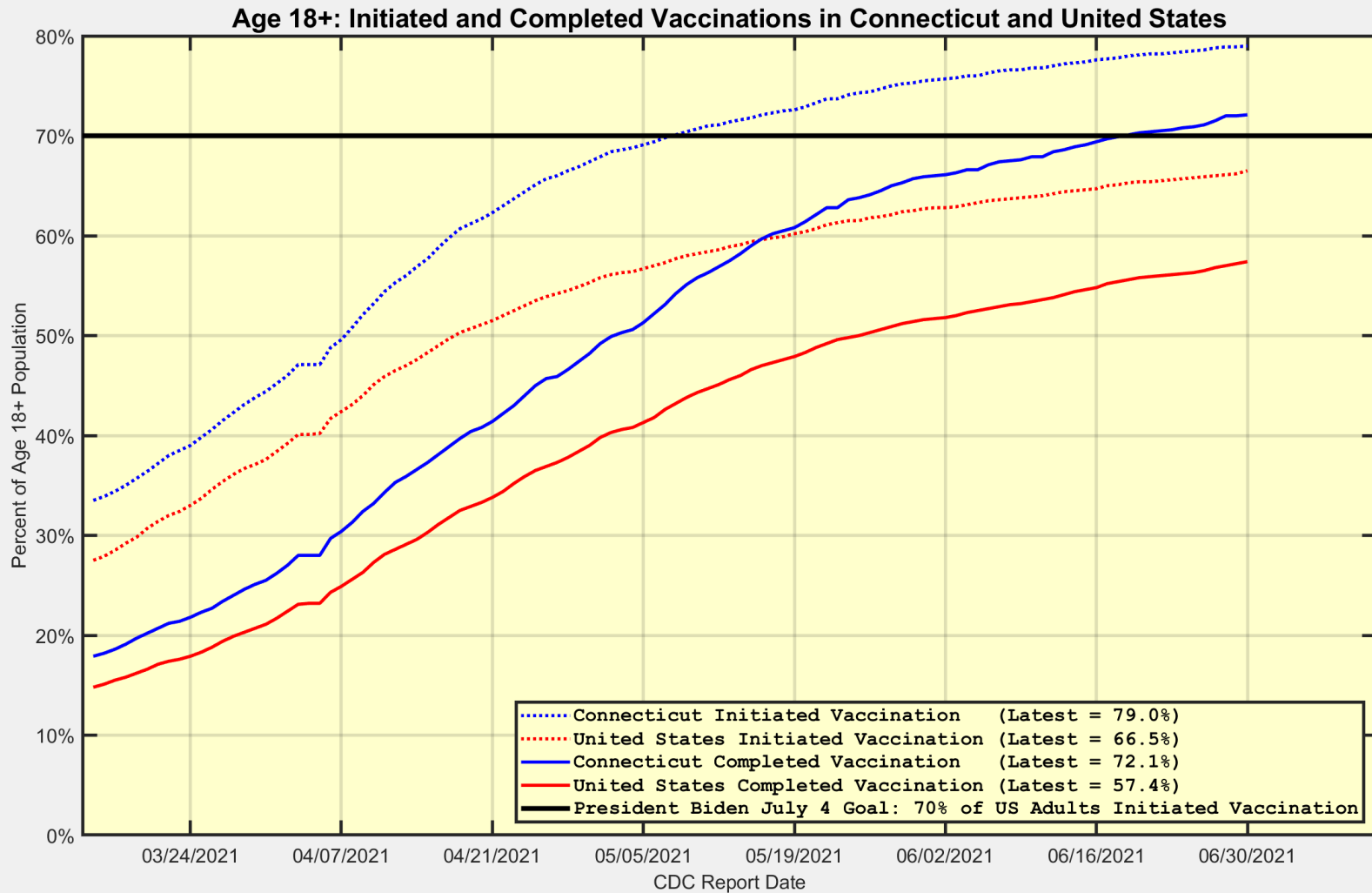
Data Source: <https://covid.cdc.gov/covid-data-tracker/#vaccinations>.

The Daily numbers are the most recent 7-day moving averages.

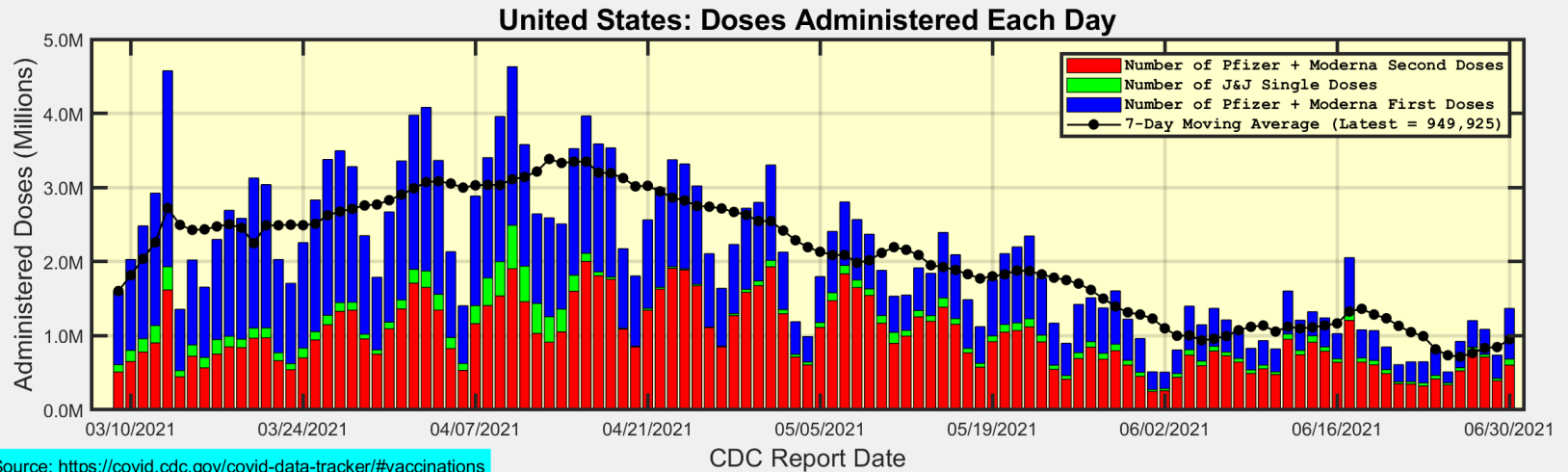
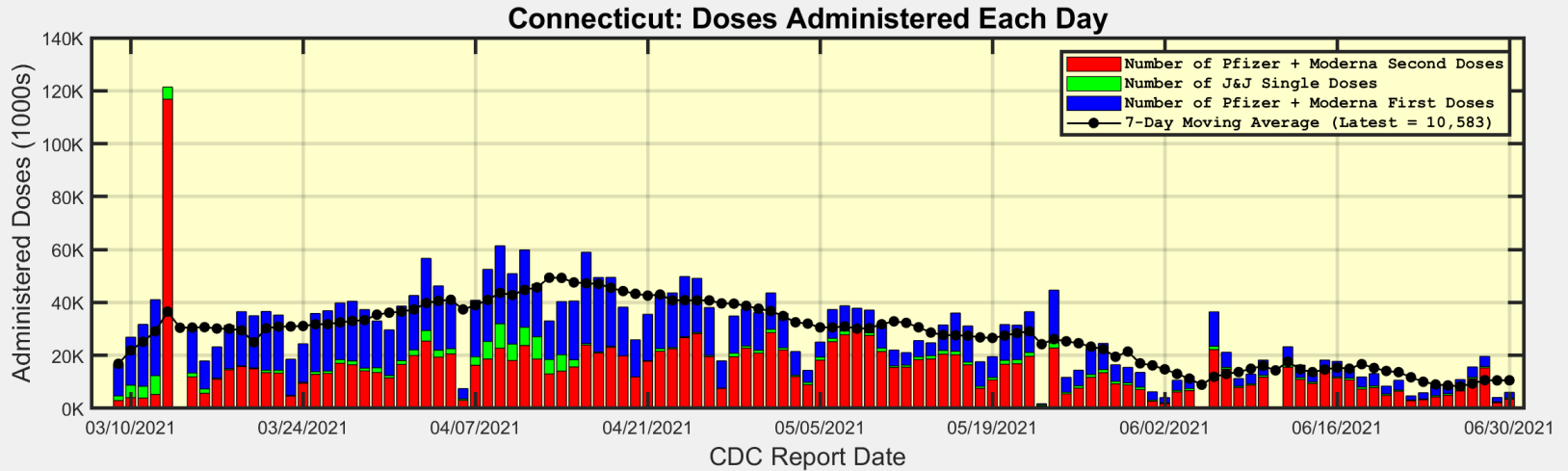
President Biden has set a goal for 70% of the US Age 18+ population to have Initiated Vaccination by July 4.



Connecticut and US: Age 18+ Initiated and Completed Vaccinations



Number of Doses Administered Each Day



Data Source: <https://covid.cdc.gov/covid-data-tracker/#vaccinations>



Ridgefield COVID-19 Task Force

Connecticut: First Doses are generally decreasing. Most people are returning for Second Doses.

