

Connecticut Vaccination Summary

Ridgefield COVID-19 Task Force



Data downloaded from
<https://covid.cdc.gov/covid-data-tracker/#vaccinations>

Tuesday, June 29, 2021

Connecticut and US Vaccination Summary

| Connecticut (as of Tuesday June 29, 2021) | Cumulative | Daily |
|--|------------|--------|
| Doses Delivered | 4,718,275 | 5,520 |
| Doses Administered | 4,399,354 | 10,561 |
| Percent of Age 18+ Population Who Have Completed Vaccination | 72.0% | |
| Connecticut Rank Among 50 States and DC | 3 | |
| Percent of Age 18+ Population Who Have Initiated Vaccination | 78.9% | |
| Connecticut Rank Among 50 States and DC | 4 | |

| United States (as of Tuesday June 29, 2021) | Cumulative | Daily |
|--|-------------|---------|
| Doses Delivered | 381,831,830 | 340,739 |
| Doses Administered | 325,152,847 | 847,000 |
| Percent of Age 18+ Population Who Have Completed Vaccination | 57.2% | |
| Percent of Age 18+ Population Who Have Initiated Vaccination | 66.2% | |

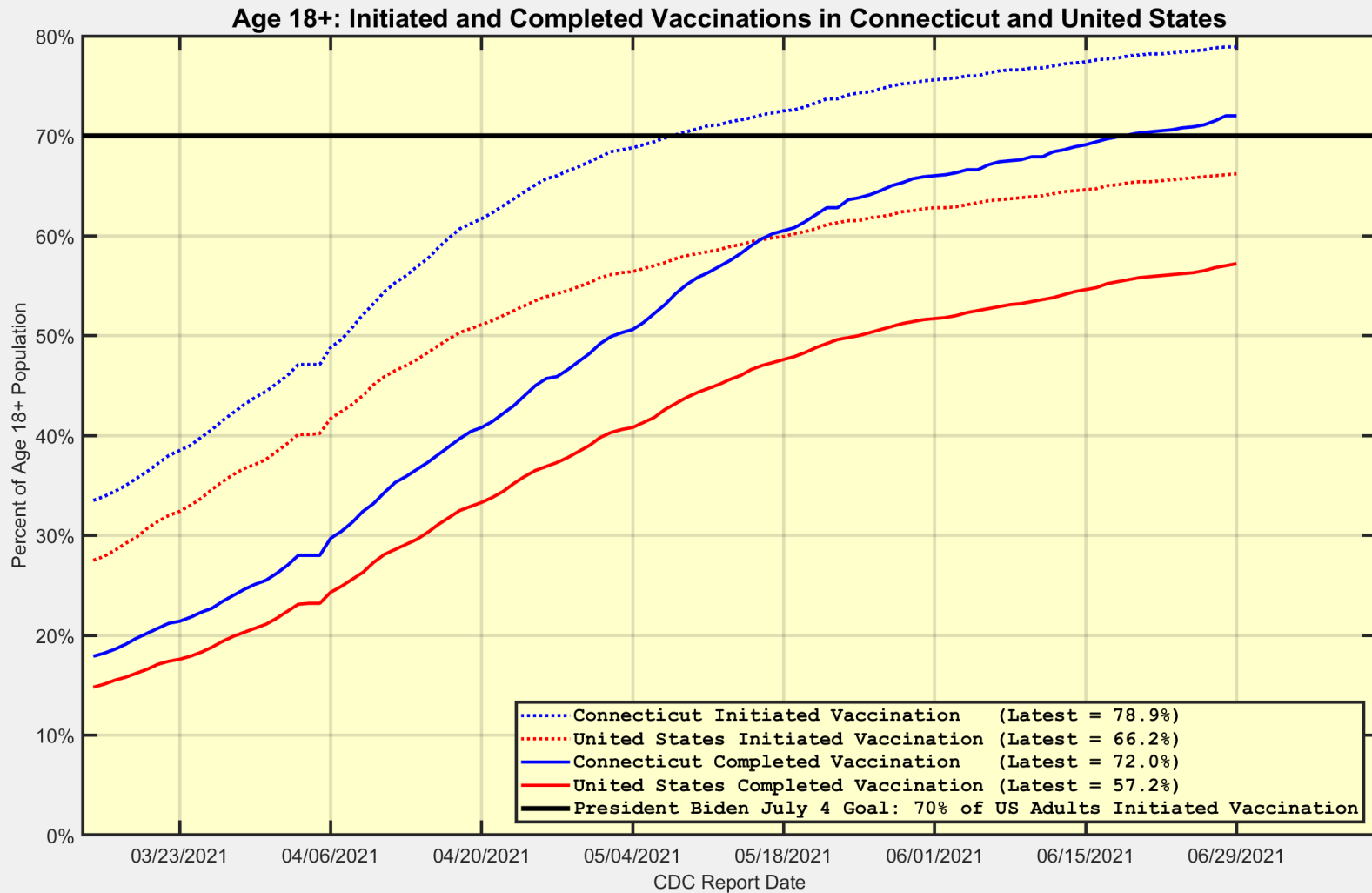
Data Source: <https://covid.cdc.gov/covid-data-tracker/#vaccinations>.

The Daily numbers are the most recent 7-day moving averages.

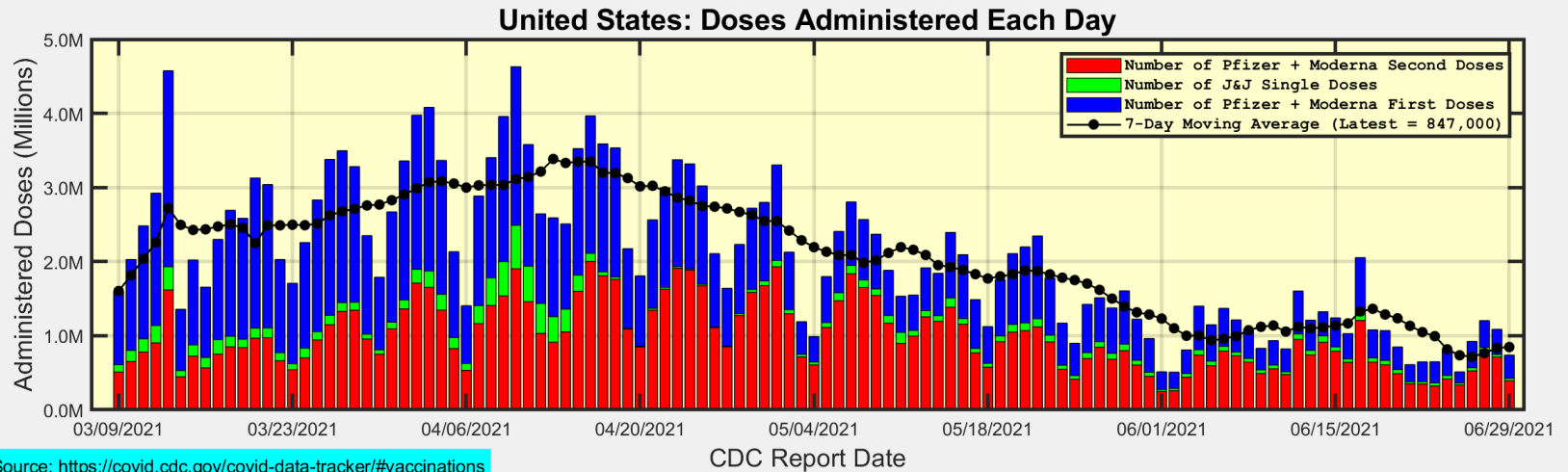
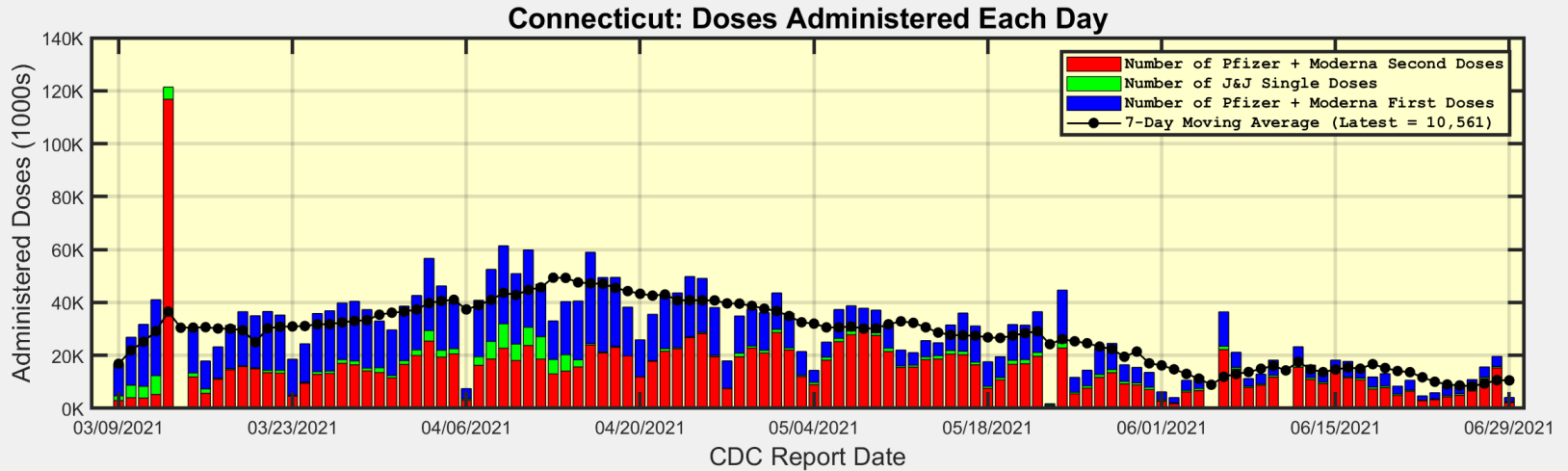
President Biden has set a goal for 70% of the US Age 18+ population to have Initiated Vaccination by July 4.



Connecticut and US: Age 18+ Initiated and Completed Vaccinations



Number of Doses Administered Each Day



Data Source: <https://covid.cdc.gov/covid-data-tracker/#vaccinations>



Ridgefield COVID-19 Task Force

Connecticut: First Doses are generally decreasing. Most people are returning for Second Doses.

