

Connecticut Vaccination Summary

Ridgefield COVID-19 Task Force



Data downloaded from
<https://covid.cdc.gov/covid-data-tracker/#vaccinations>

Monday, June 28, 2021

Connecticut and US Vaccination Summary

Connecticut (as of Monday June 28, 2021)	Cumulative	Daily
Doses Delivered	4,712,475	4,829
Doses Administered	4,395,232	10,645
Percent of Age 18+ Population Who Have Completed Vaccination	72.0%	
Connecticut Rank Among 50 States and DC	3	
Percent of Age 18+ Population Who Have Initiated Vaccination	78.9%	
Connecticut Rank Among 50 States and DC	4	

United States (as of Monday June 28, 2021)	Cumulative	Daily
Doses Delivered	381,282,720	325,616
Doses Administered	324,414,371	833,990
Percent of Age 18+ Population Who Have Completed Vaccination	57.0%	
Percent of Age 18+ Population Who Have Initiated Vaccination	66.1%	

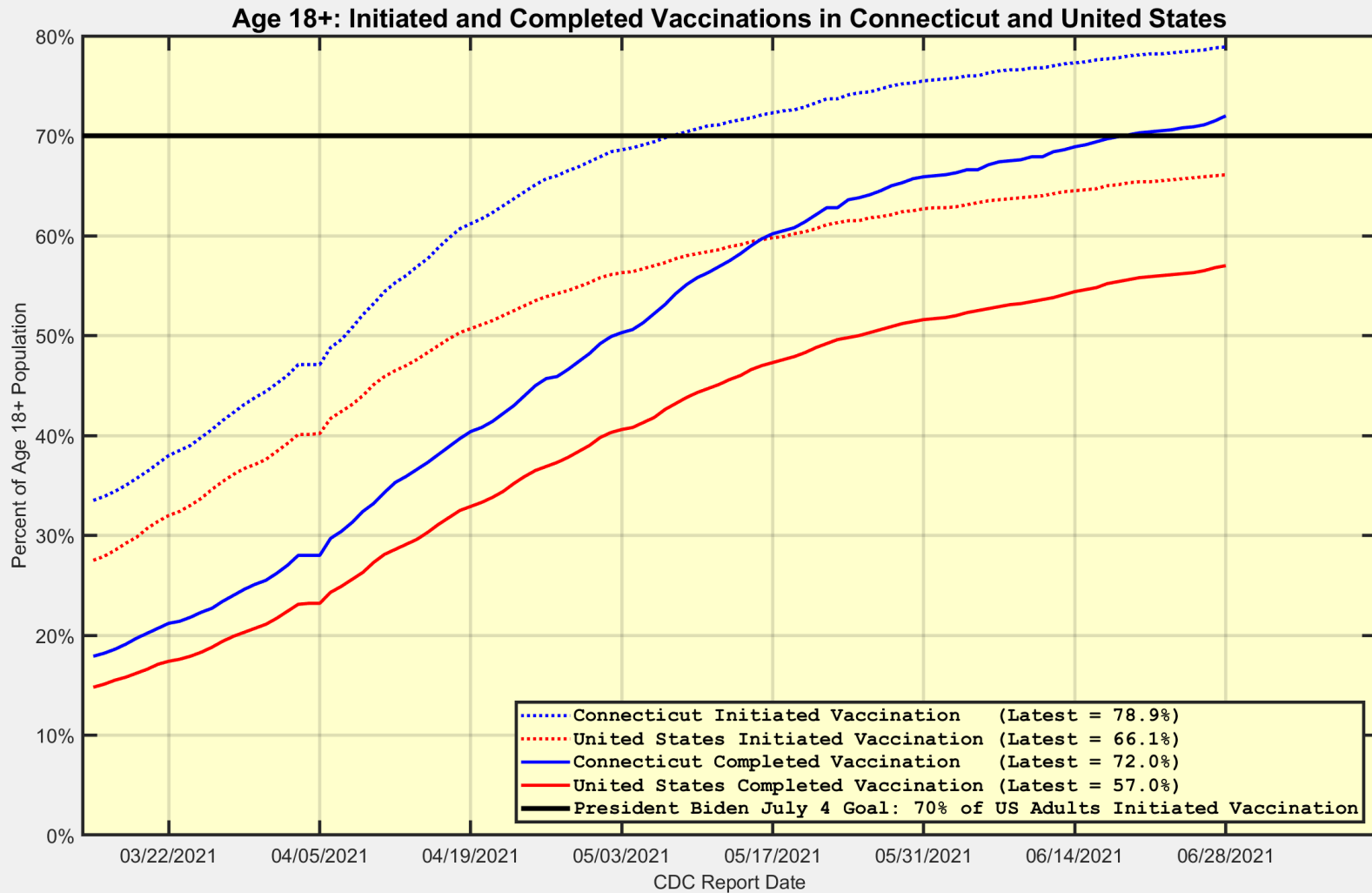
Data Source: <https://covid.cdc.gov/covid-data-tracker/#vaccinations>.

The Daily numbers are the most recent 7-day moving averages.

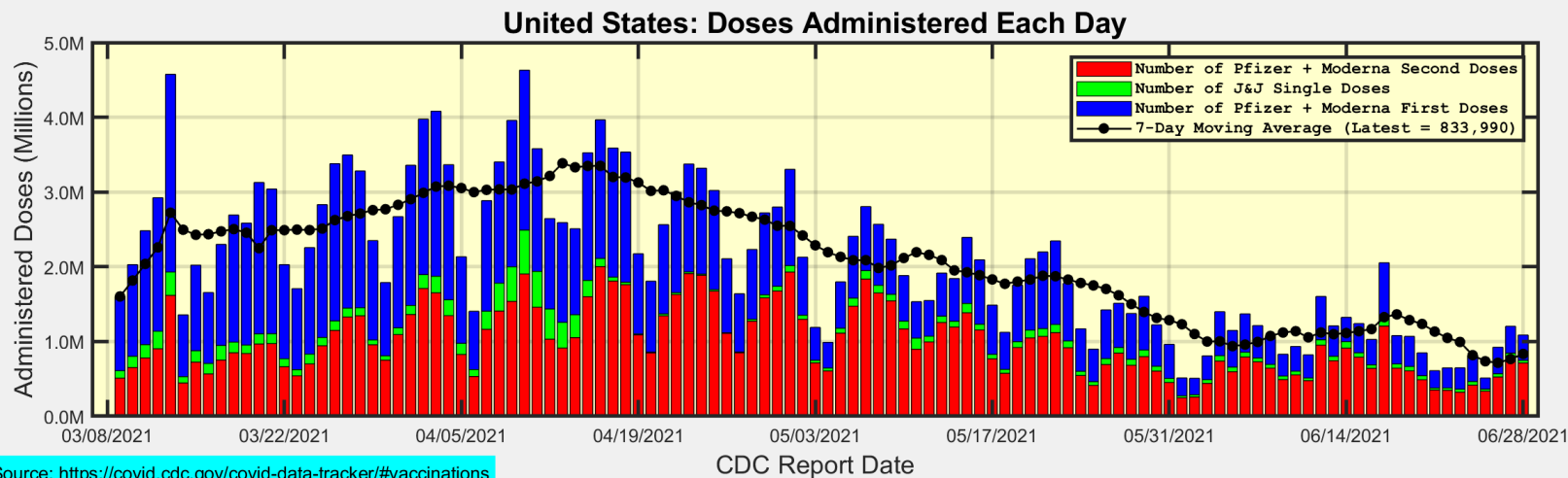
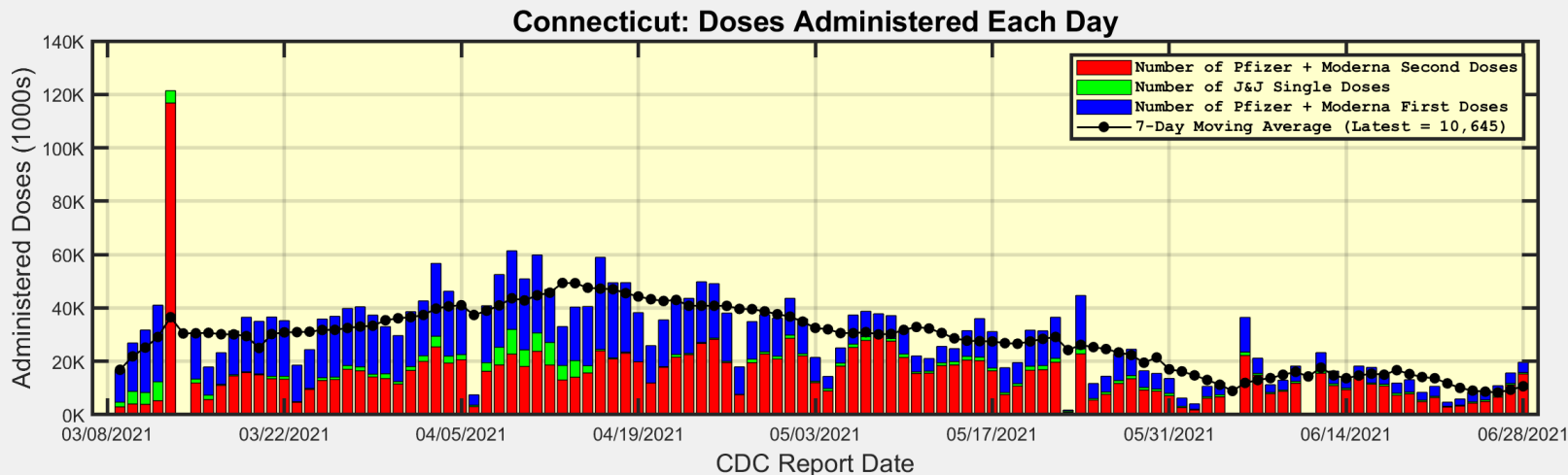
President Biden has set a goal for 70% of the US Age 18+ population to have Initiated Vaccination by July 4.



Connecticut and US: Age 18+ Initiated and Completed Vaccinations



Number of Doses Administered Each Day



Data Source: <https://covid.cdc.gov/covid-data-tracker/#vaccinations>



Ridgefield COVID-19 Task Force

Connecticut: First Doses are generally decreasing. Most people are returning for Second Doses.

