


Connecticut Vaccination Summary

Ridgefield COVID-19 Task Force



Data downloaded from
<https://covid.cdc.gov/covid-data-tracker/#vaccinations>

Friday, June 25, 2021

Connecticut and US Vaccination Summary

Connecticut (as of Friday June 25, 2021)	Cumulative	Daily
Doses Delivered	4,701,935	5,869
Doses Administered	4,349,056	8,641
Percent of Age 18+ Population Who Have Completed Vaccination	70.9%	
Connecticut Rank Among 50 States and DC	4	
Percent of Age 18+ Population Who Have Initiated Vaccination	78.5%	
Connecticut Rank Among 50 States and DC	4	

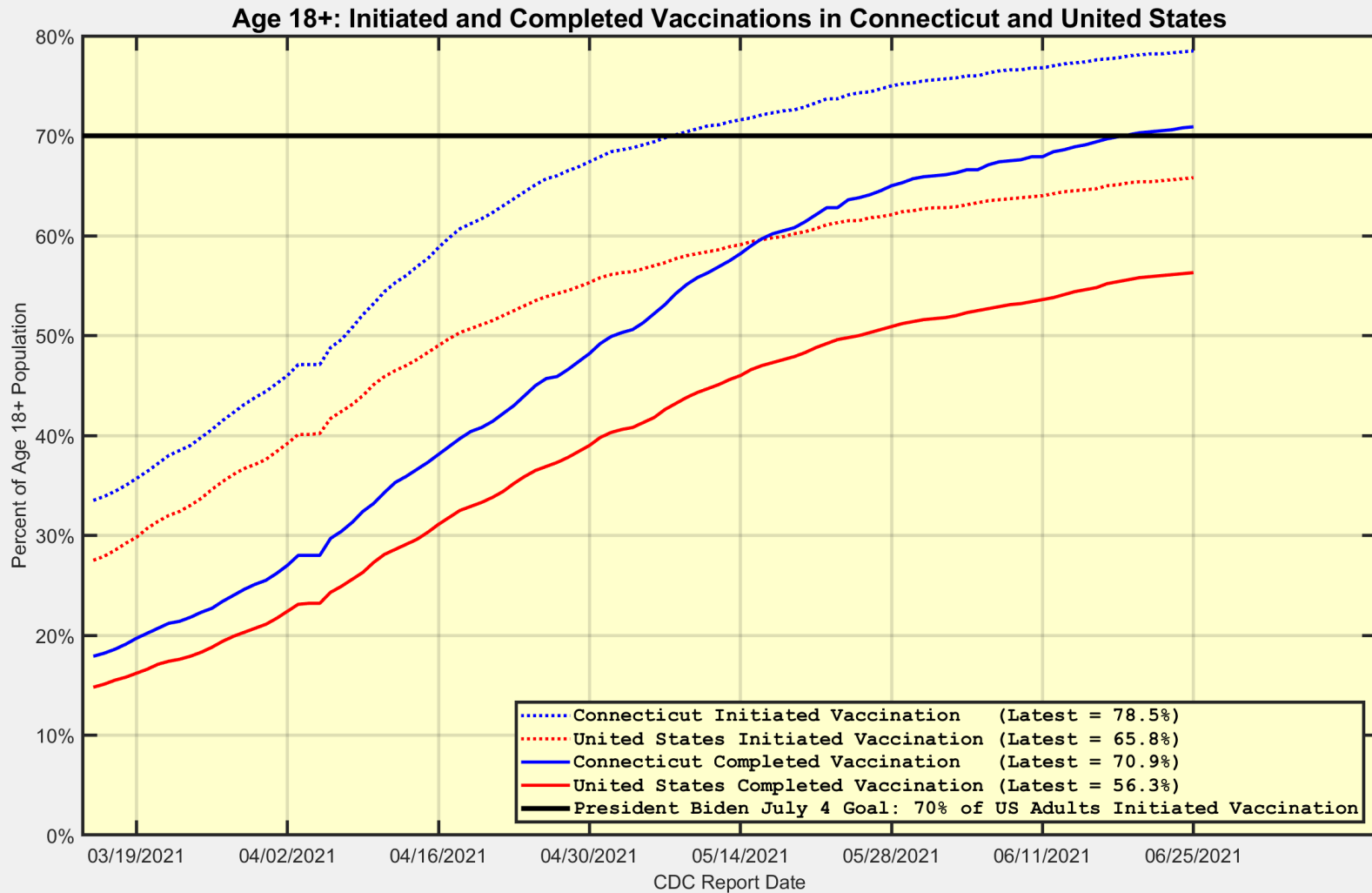
United States (as of Friday June 25, 2021)	Cumulative	Daily
Doses Delivered	380,222,670	326,754
Doses Administered	321,199,379	735,800
Percent of Age 18+ Population Who Have Completed Vaccination	56.3%	
Percent of Age 18+ Population Who Have Initiated Vaccination	65.8%	

Data Source: <https://covid.cdc.gov/covid-data-tracker/#vaccinations>.
The Daily numbers are the most recent 7-day moving averages.

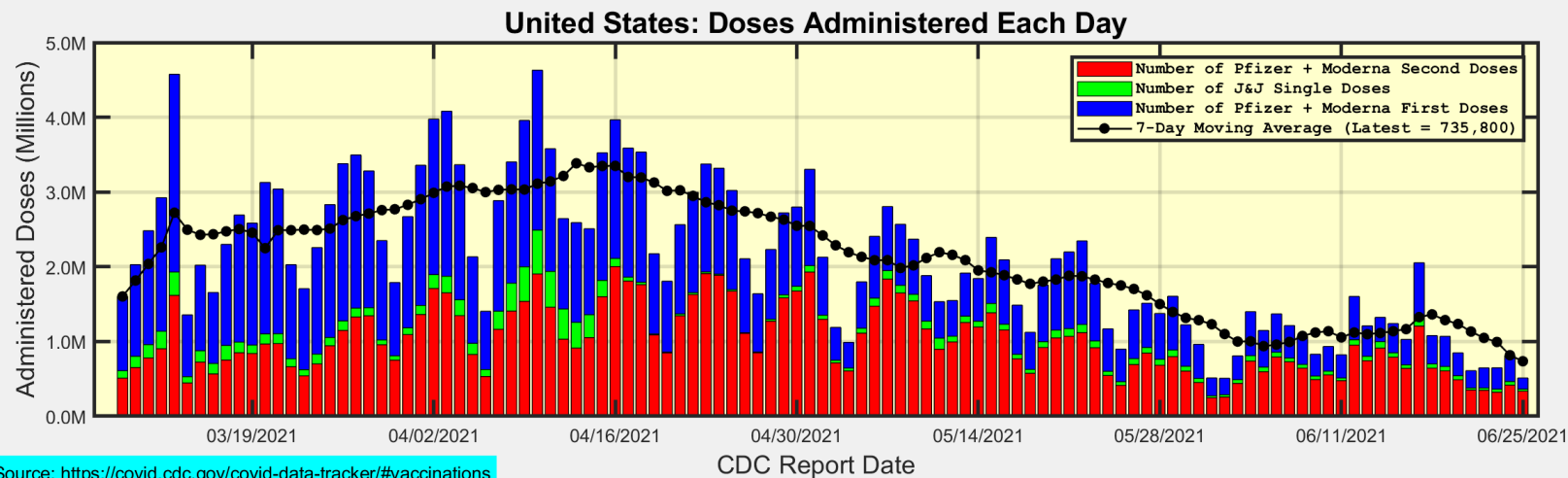
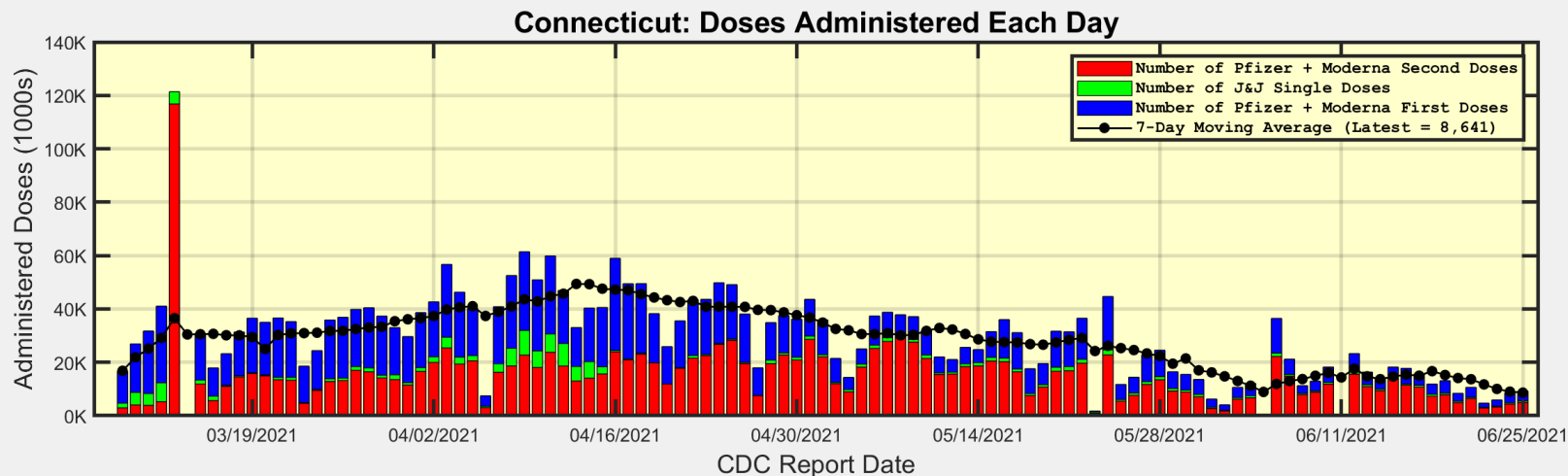
President Biden has set a goal for 70% of the US Age 18+ population to have Initiated Vaccination by July 4.



Connecticut and US: Age 18+ Initiated and Completed Vaccinations



Number of Doses Administered Each Day



Data Source: <https://covid.cdc.gov/covid-data-tracker/#vaccinations>



Ridgefield COVID-19 Task Force

Connecticut: First Doses are generally decreasing. Most people are returning for Second Doses.

