

Connecticut Vaccination Summary

Ridgefield COVID-19 Task Force



Data downloaded from
<https://covid.cdc.gov/covid-data-tracker/#vaccinations>

Thursday, June 24, 2021

Connecticut and US Vaccination Summary

Connecticut (as of Thursday June 24, 2021)	Cumulative	Daily
Doses Delivered	4,687,585	4,533
Doses Administered	4,339,850	9,021
Percent of Age 18+ Population Who Have Completed Vaccination	70.8%	
Connecticut Rank Among 50 States and DC	4	
Percent of Age 18+ Population Who Have Initiated Vaccination	78.4%	
Connecticut Rank Among 50 States and DC	4	

United States (as of Thursday June 24, 2021)	Cumulative	Daily
Doses Delivered	379,248,700	290,520
Doses Administered	320,687,205	816,831
Percent of Age 18+ Population Who Have Completed Vaccination	56.2%	
Percent of Age 18+ Population Who Have Initiated Vaccination	65.7%	

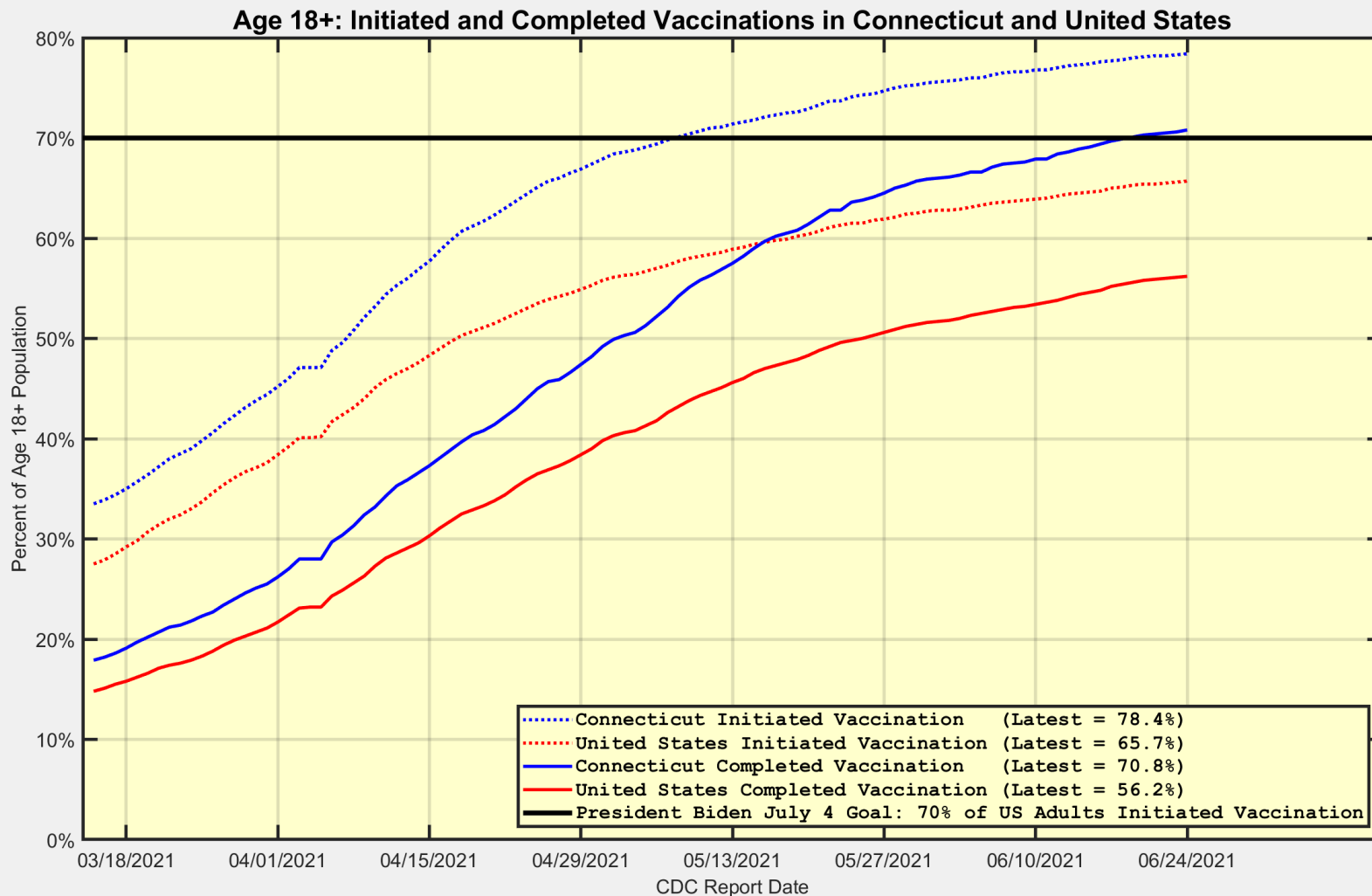
Data Source: <https://covid.cdc.gov/covid-data-tracker/#vaccinations>.

The Daily numbers are the most recent 7-day moving averages.

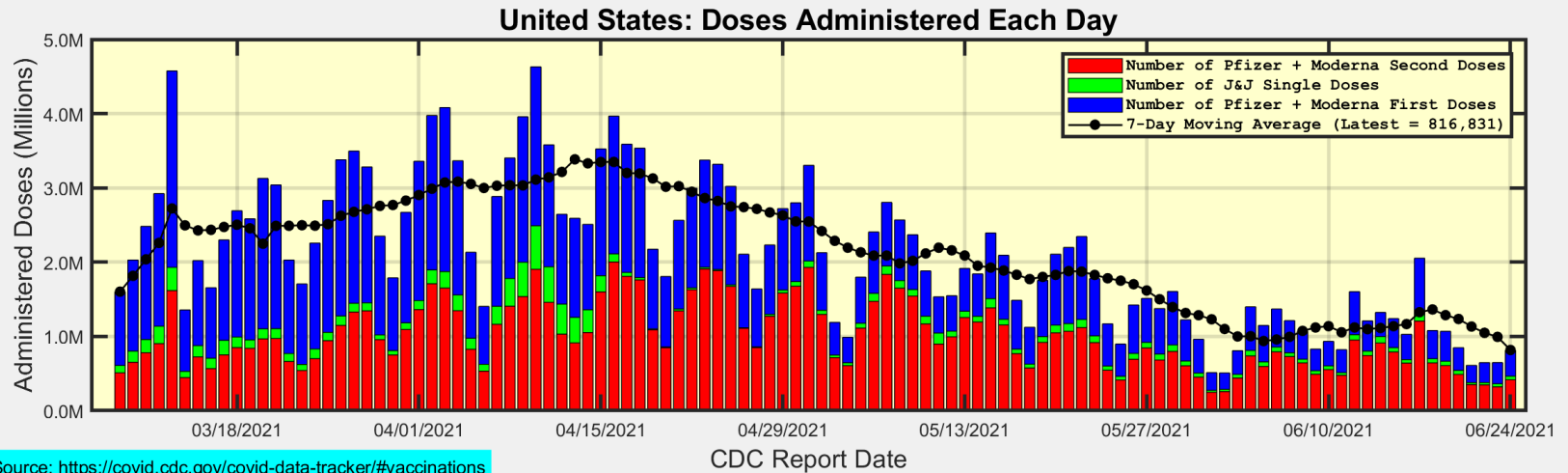
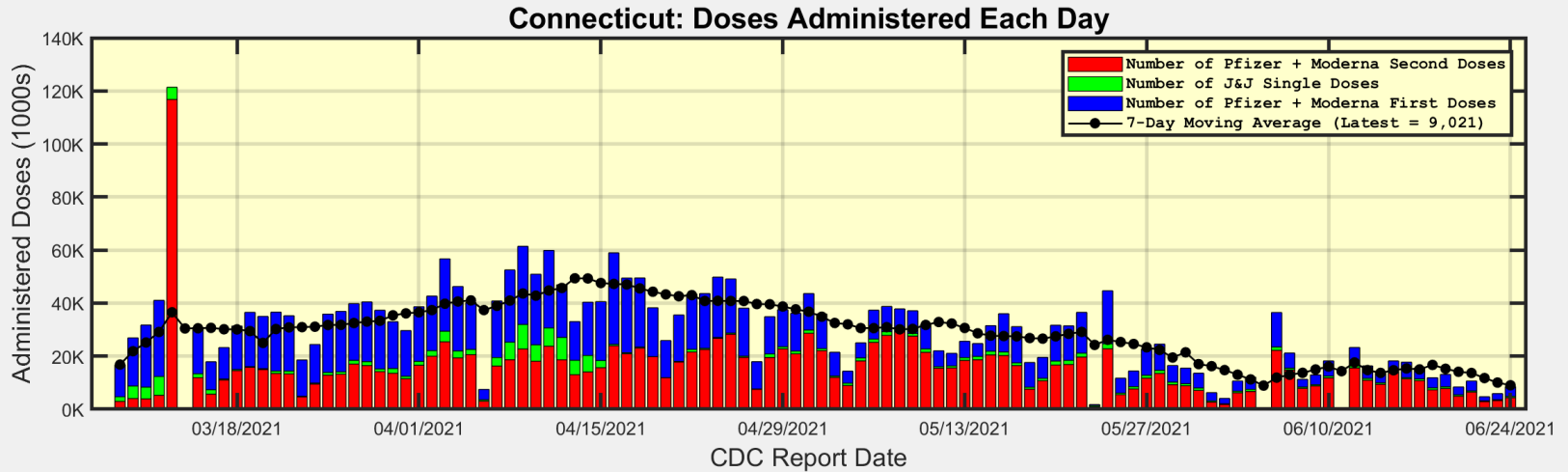
President Biden has set a goal for 70% of the US Age 18+ population to have Initiated Vaccination by July 4.



Connecticut and US: Age 18+ Initiated and Completed Vaccinations



Number of Doses Administered Each Day



Data Source: <https://covid.cdc.gov/covid-data-tracker/#vaccinations>



Ridgefield COVID-19 Task Force

Connecticut: First Doses are generally decreasing. Most people are returning for Second Doses.

