

Connecticut Vaccination Summary

Ridgefield COVID-19 Task Force



Data downloaded from
<https://covid.cdc.gov/covid-data-tracker/#vaccinations>

Monday, June 21, 2021

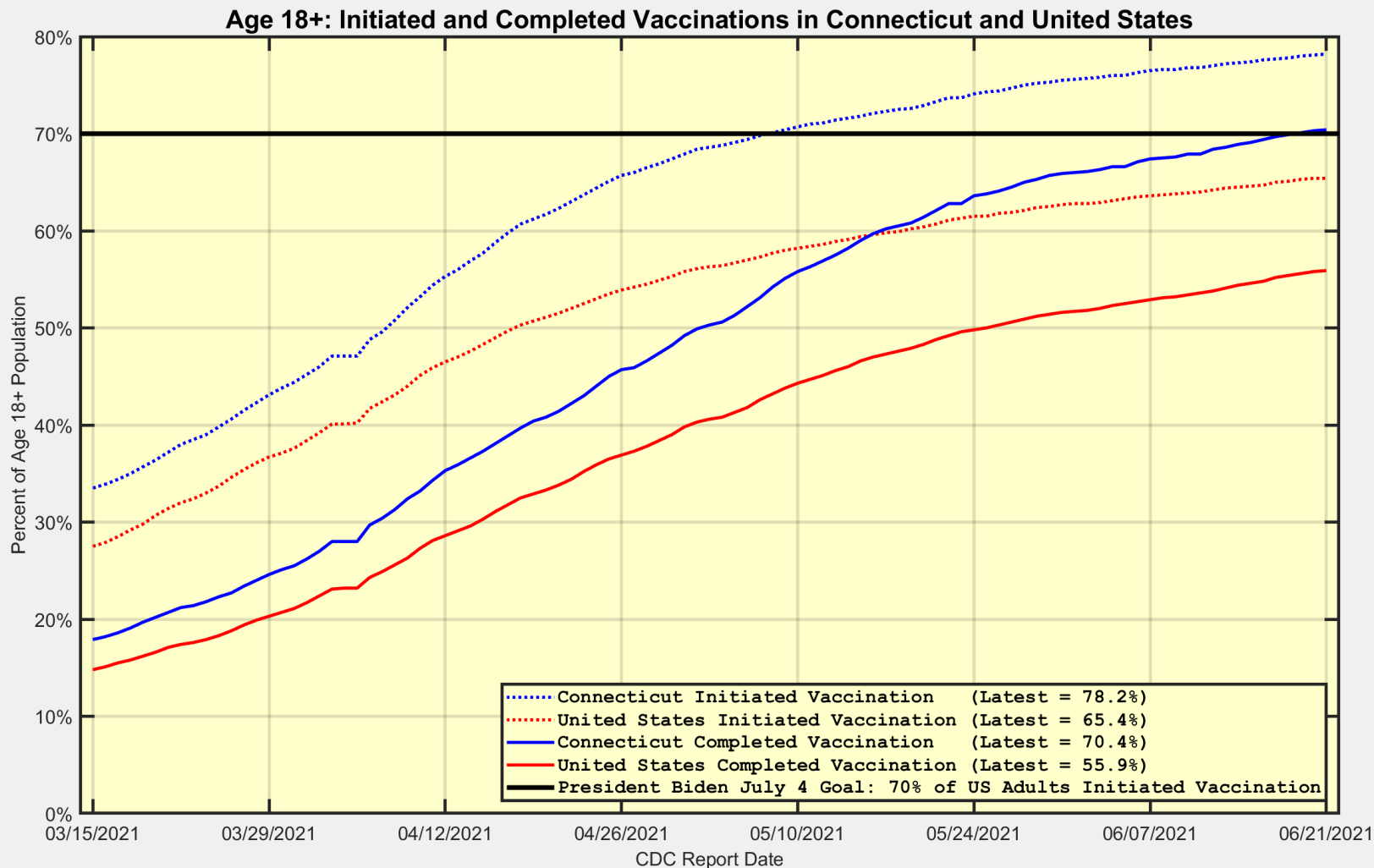
Connecticut and US Vaccination Summary

Connecticut (as of Monday June 21, 2021)	Cumulative	Daily
Doses Delivered	4,678,675	5,509
Doses Administered	4,320,717	13,660
Percent of Age 18+ Population Who Have Completed Vaccination	70.4%	
Connecticut Rank Among 50 States and DC	3	
Percent of Age 18+ Population Who Have Initiated Vaccination	78.2%	
Connecticut Rank Among 50 States and DC	4	
United States (as of Monday June 21, 2021)	Cumulative	Daily
Doses Delivered	379,003,410	657,901
Doses Administered	318,576,441	1,132,945
Percent of Age 18+ Population Who Have Completed Vaccination	55.9%	
Percent of Age 18+ Population Who Have Initiated Vaccination	65.4%	
Data Source: https://covid.cdc.gov/covid-data-tracker/#vaccinations .		
The Daily numbers are the most recent 7-day moving averages.		

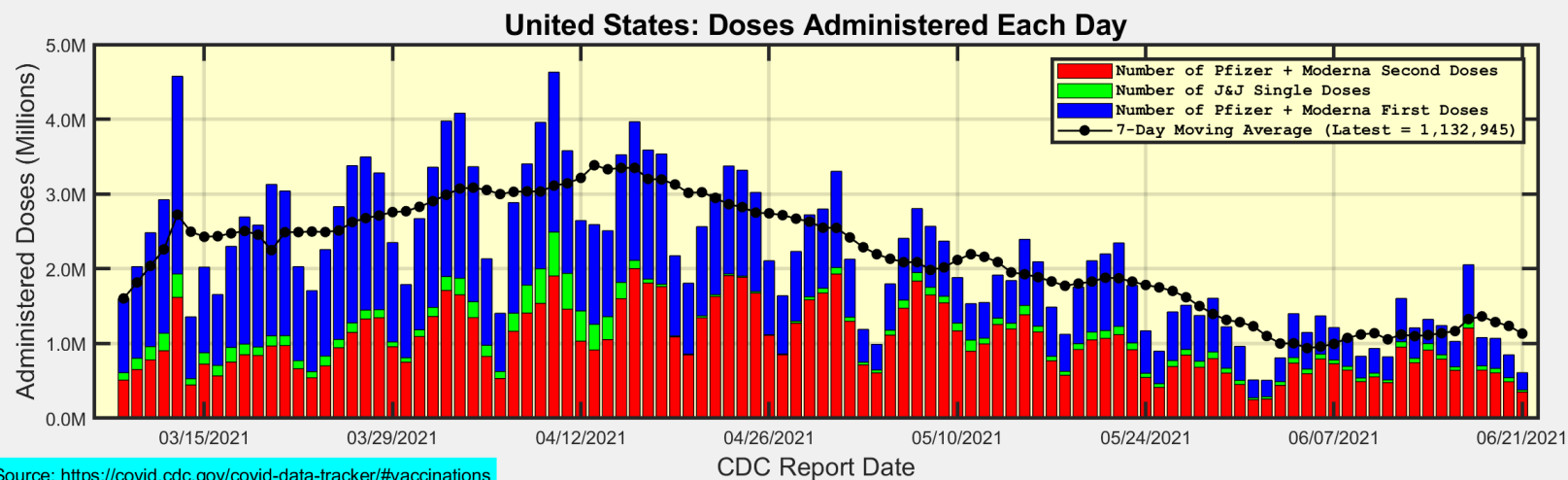
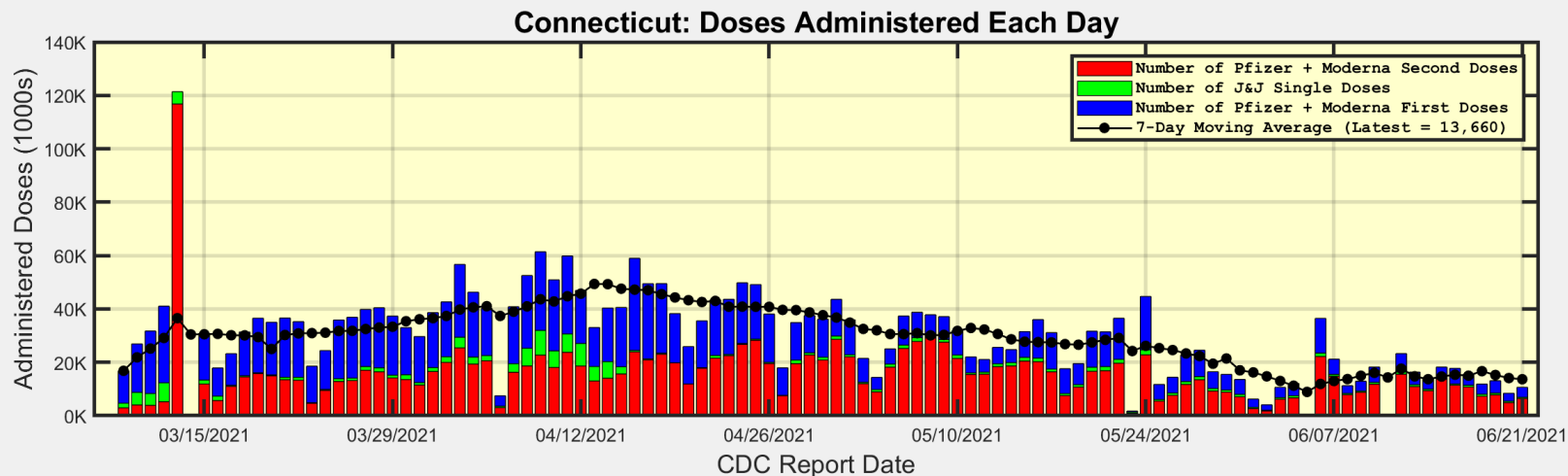
President Biden has set a goal for 70% of the US Age 18+ population to have Initiated Vaccination by July 4.



Connecticut and US: Age 18+ Initiated and Completed Vaccinations



Number of Doses Administered Each Day



Data Source: <https://covid.cdc.gov/covid-data-tracker/#vaccinations>



Ridgefield COVID-19 Task Force

Connecticut: First Doses are generally decreasing. Most people are returning for Second Doses.

