


# Connecticut Vaccination Summary

## Ridgefield COVID-19 Task Force



Data downloaded from  
<https://covid.cdc.gov/covid-data-tracker/#vaccinations>

Wednesday, June 02, 2021

## Connecticut and US Vaccination Summary

Connecticut (as of Wednesday June 02, 2021)	Cumulative	Daily
Doses Delivered	4,564,385	12,877
Doses Administered	4,048,712	14,745
Percent of Age 18+ Population Who Have Completed Vaccination	66.1%	
Connecticut Rank Among 50 States and DC	3	
Percent of Age 18+ Population Who Have Initiated Vaccination	75.7%	
Connecticut Rank Among 50 States and DC	4	

United States (as of Wednesday June 02, 2021)	Cumulative	Daily
Doses Delivered	366,977,535	1,018,357
Doses Administered	296,912,892	1,100,084
Percent of Age 18+ Population Who Have Completed Vaccination	51.9%	
Percent of Age 18+ Population Who Have Initiated Vaccination	62.9%	

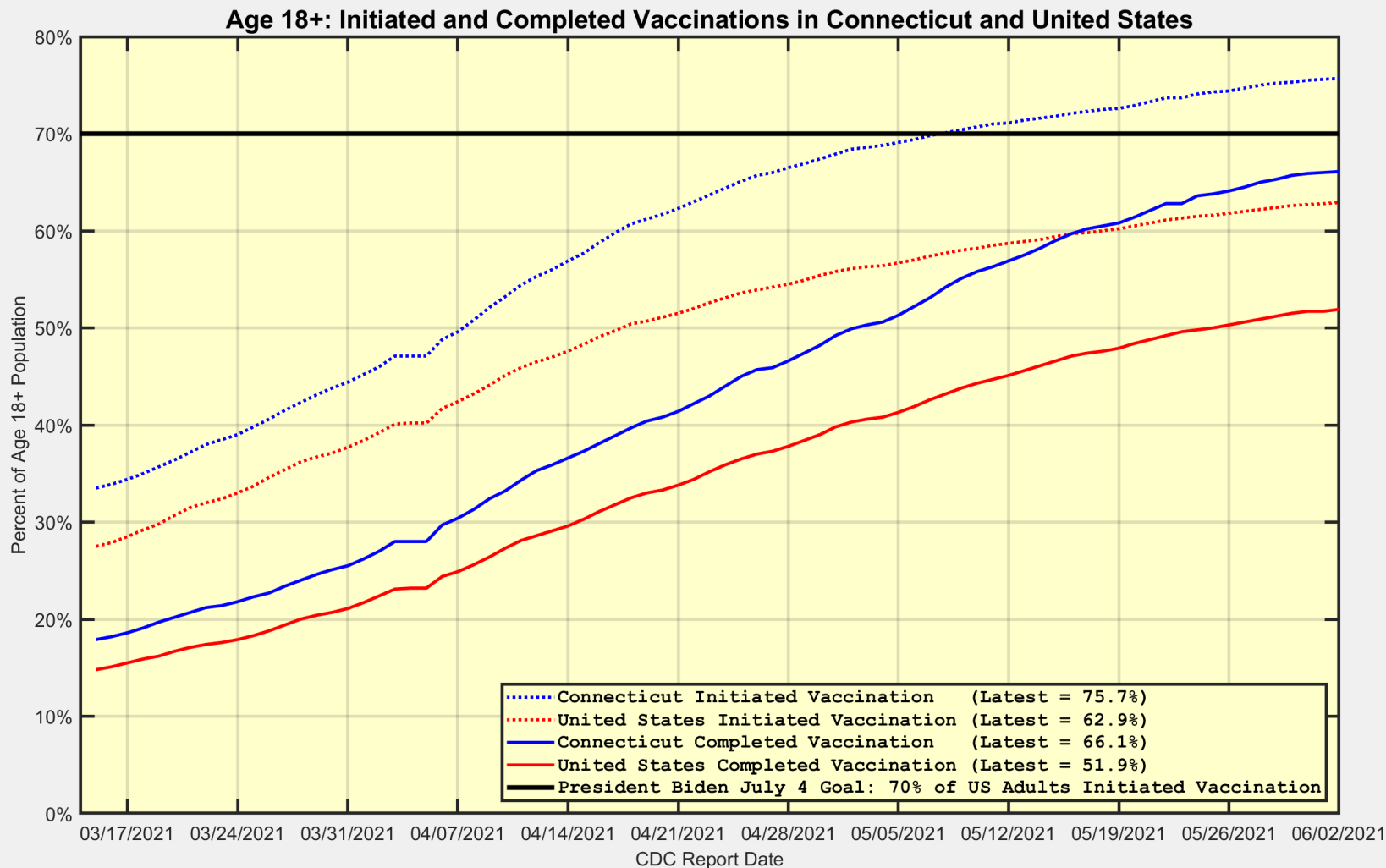
**Data Source:** <https://covid.cdc.gov/covid-data-tracker/#vaccinations>.

**The Daily numbers are the most recent 7-day moving averages.**

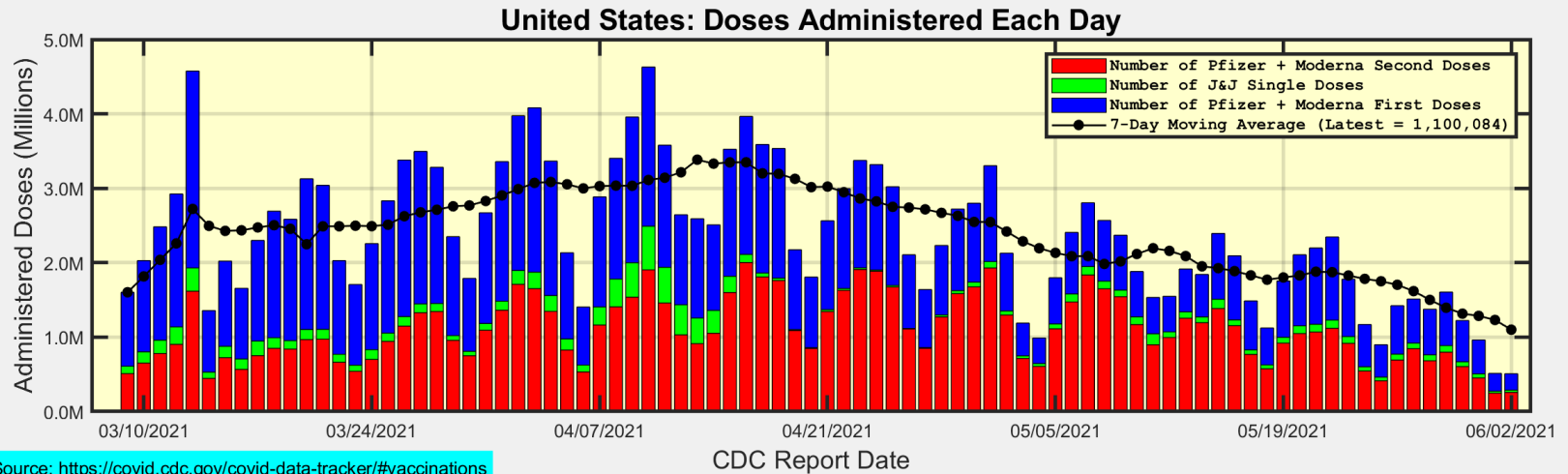
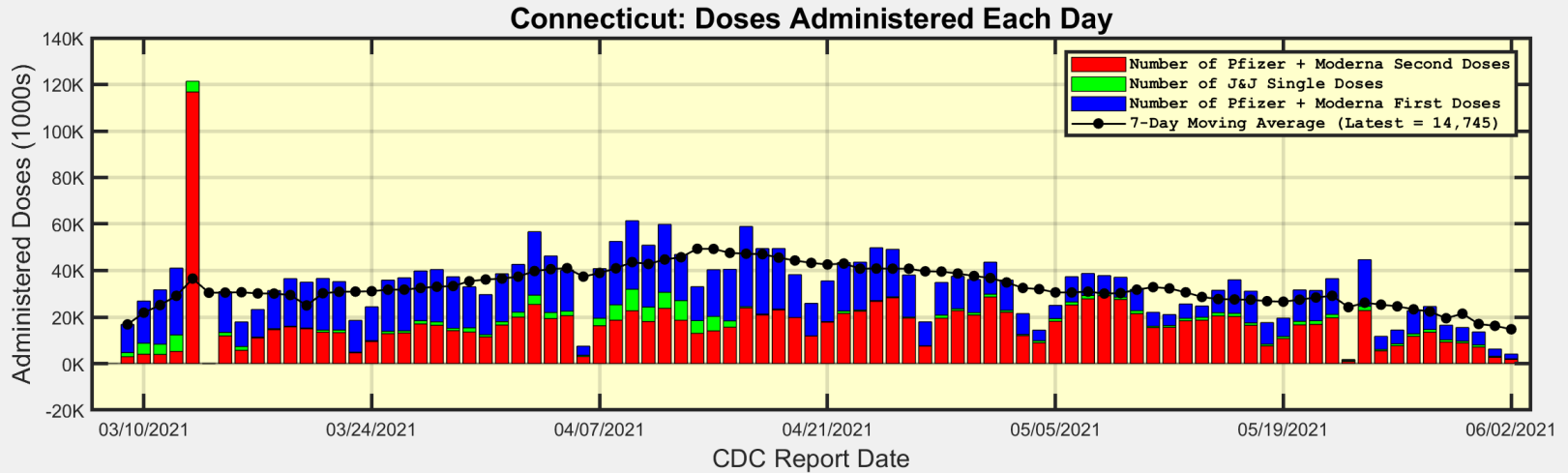
President Biden has set a goal for 70% of the US Age 18+ population to have Initiated Vaccination by July 4.



# Connecticut and US: Age 18+ Initiated and Completed Vaccinations



# Number of Doses Administered Each Day



Data Source: <https://covid.cdc.gov/covid-data-tracker/#vaccinations>



Ridgefield COVID-19 Task Force

**Connecticut: First Doses are decreasing again after brief surge. Second doses continue to decrease.**

