

# Connecticut Vaccination Summary

## Ridgefield COVID-19 Task Force



Data downloaded from  
<https://covid.cdc.gov/covid-data-tracker/#vaccinations>

Friday, June 18, 2021

## Connecticut and US Vaccination Summary

Connecticut (as of Friday June 18, 2021)	Cumulative	Daily
Doses Delivered	4,660,855	4,220
Doses Administered	4,288,566	16,690
Percent of Age 18+ Population Who Have Completed Vaccination	69.9%	
Connecticut Rank Among 50 States and DC	4	
Percent of Age 18+ Population Who Have Initiated Vaccination	77.8%	
Connecticut Rank Among 50 States and DC	4	

United States (as of Friday June 18, 2021)	Cumulative	Daily
Doses Delivered	377,935,390	645,921
Doses Administered	316,048,776	1,362,712
Percent of Age 18+ Population Who Have Completed Vaccination	55.4%	
Percent of Age 18+ Population Who Have Initiated Vaccination	65.1%	

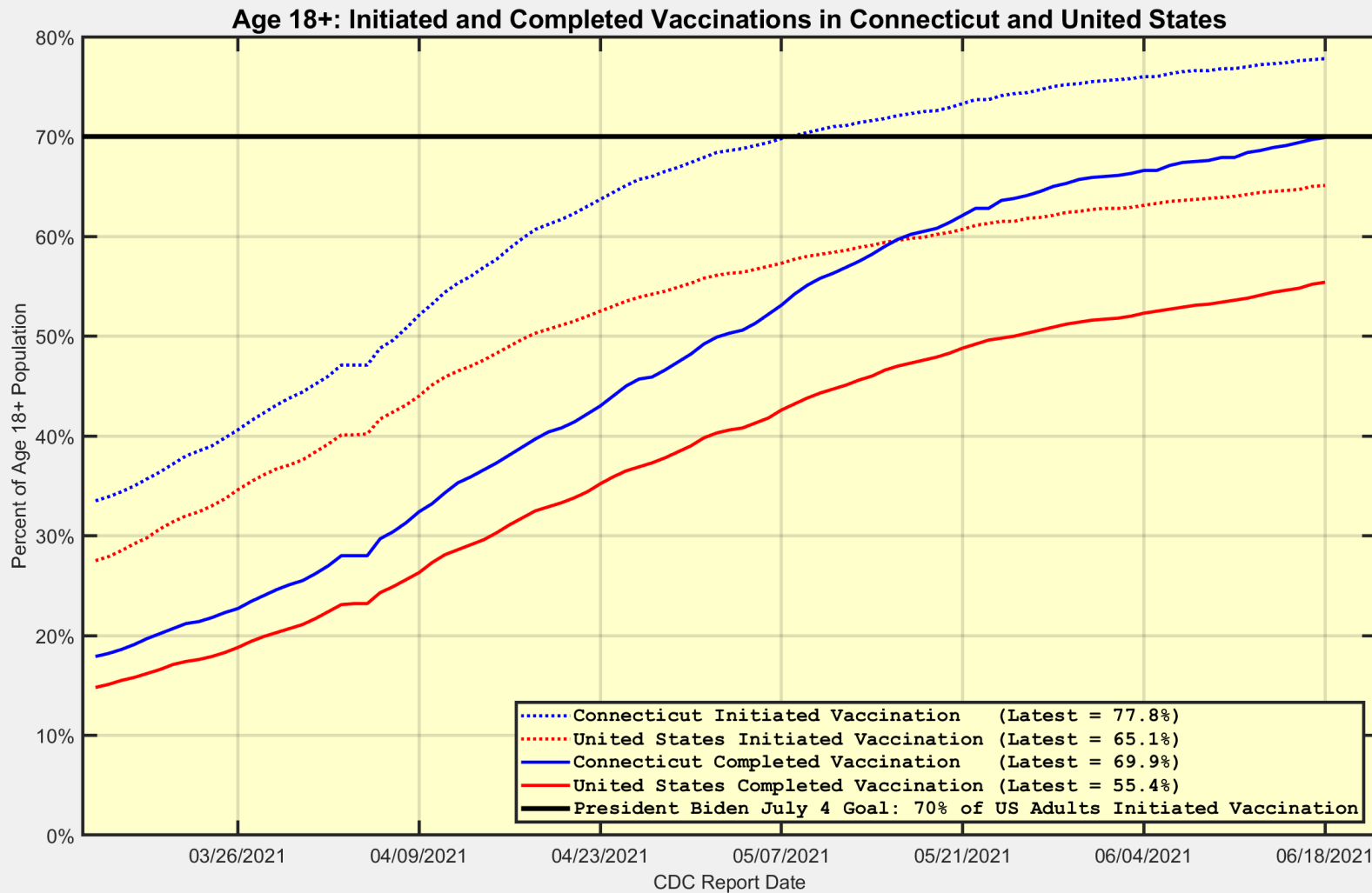
Data Source: <https://covid.cdc.gov/covid-data-tracker/#vaccinations>.

The Daily numbers are the most recent 7-day moving averages.

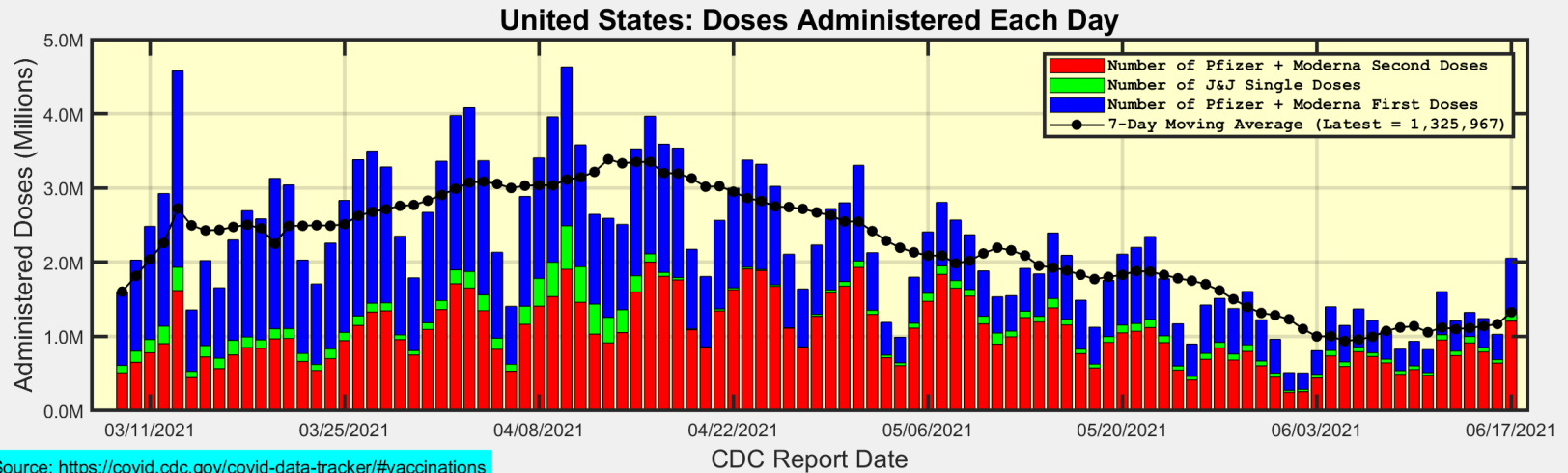
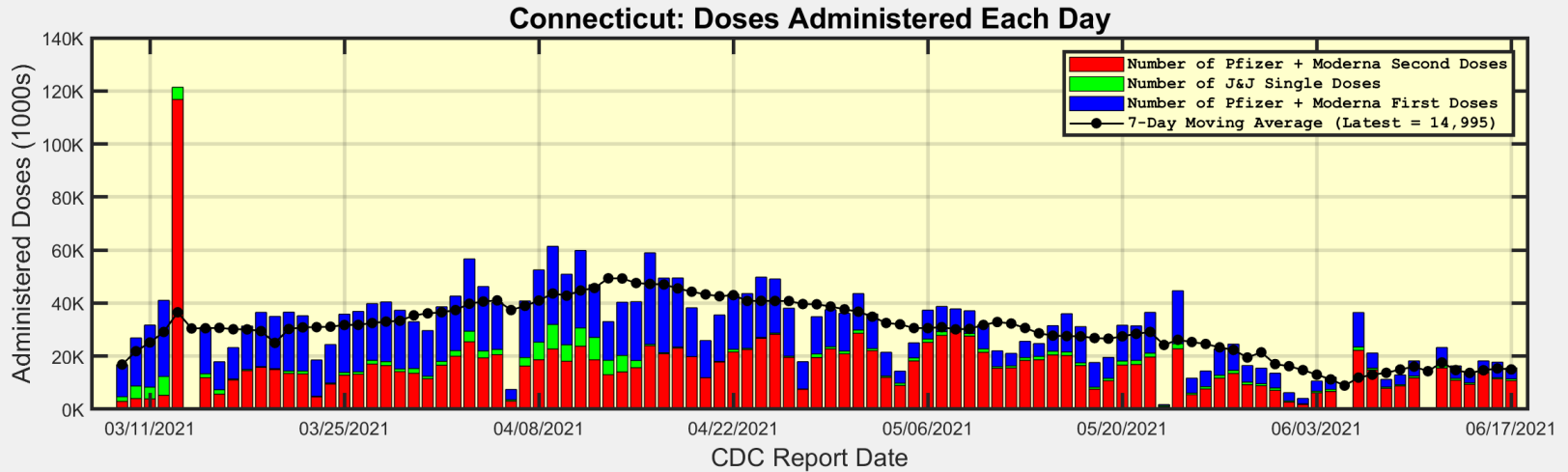
President Biden has set a goal for 70% of the US Age 18+ population to have Initiated Vaccination by July 4.



# Connecticut and US: Age 18+ Initiated and Completed Vaccinations



# Number of Doses Administered Each Day



Data Source: <https://covid.cdc.gov/covid-data-tracker/#vaccinations>



Ridgefield COVID-19 Task Force

## Connecticut: First Doses are generally decreasing. Most people are returning for Second Doses.

