


Connecticut Vaccination Summary

Ridgefield COVID-19 Task Force



Data downloaded from
<https://covid.cdc.gov/covid-data-tracker/#vaccinations>

Wednesday, June 16, 2021

Connecticut and US Vaccination Summary

Connecticut (as of Wednesday June 16, 2021)	Cumulative	Daily
Doses Delivered	4,649,255	3,860
Doses Administered	4,261,077	15,367
Percent of Age 18+ Population Who Have Completed Vaccination	69.4%	
Connecticut Rank Among 50 States and DC	3	
Percent of Age 18+ Population Who Have Initiated Vaccination	77.6%	
Connecticut Rank Among 50 States and DC	4	

United States (as of Wednesday June 16, 2021)	Cumulative	Daily
Doses Delivered	375,186,675	384,450
Doses Administered	312,915,170	1,165,956
Percent of Age 18+ Population Who Have Completed Vaccination	54.8%	
Percent of Age 18+ Population Who Have Initiated Vaccination	64.7%	

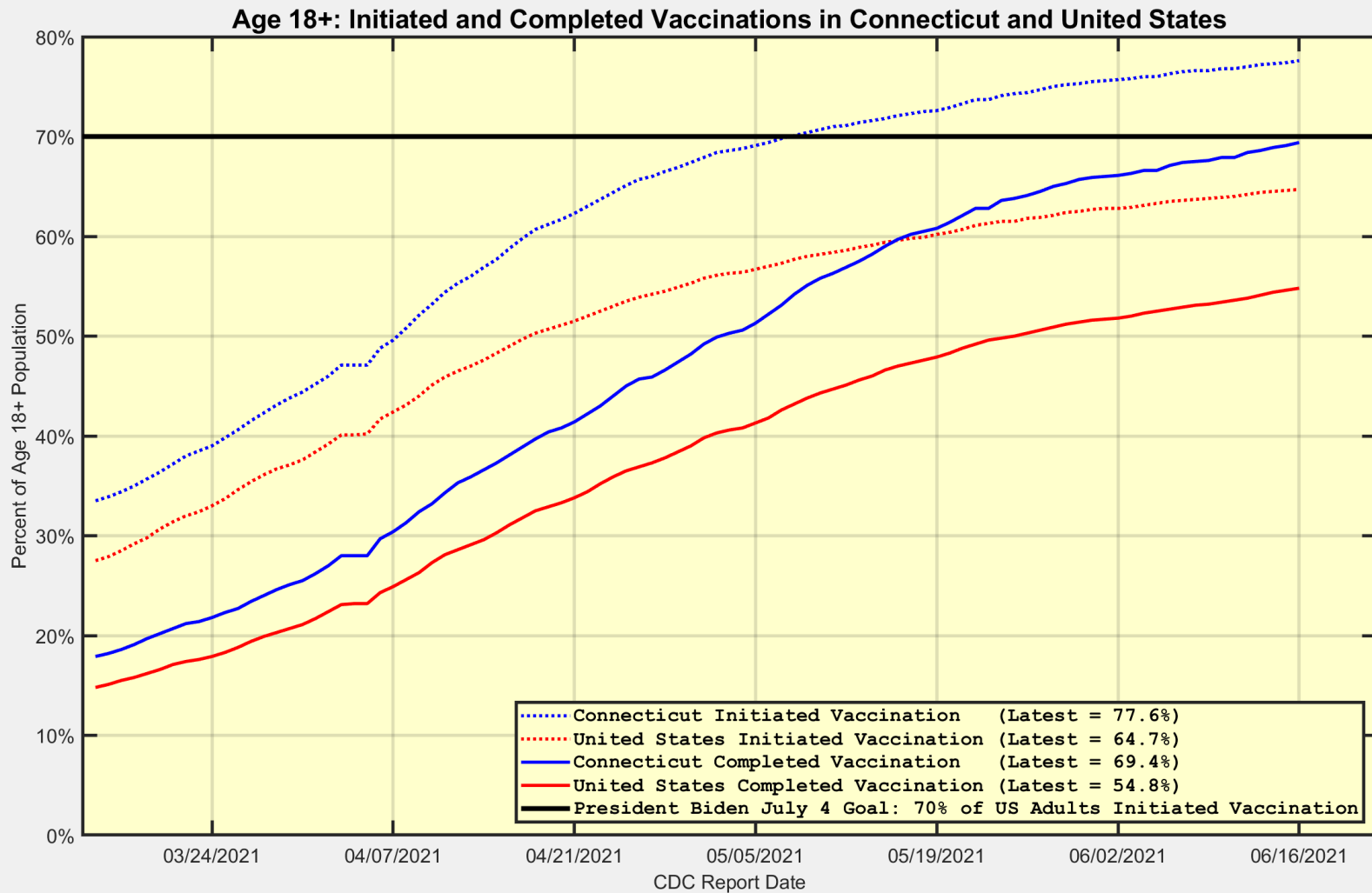
Data Source: <https://covid.cdc.gov/covid-data-tracker/#vaccinations>.

The Daily numbers are the most recent 7-day moving averages.

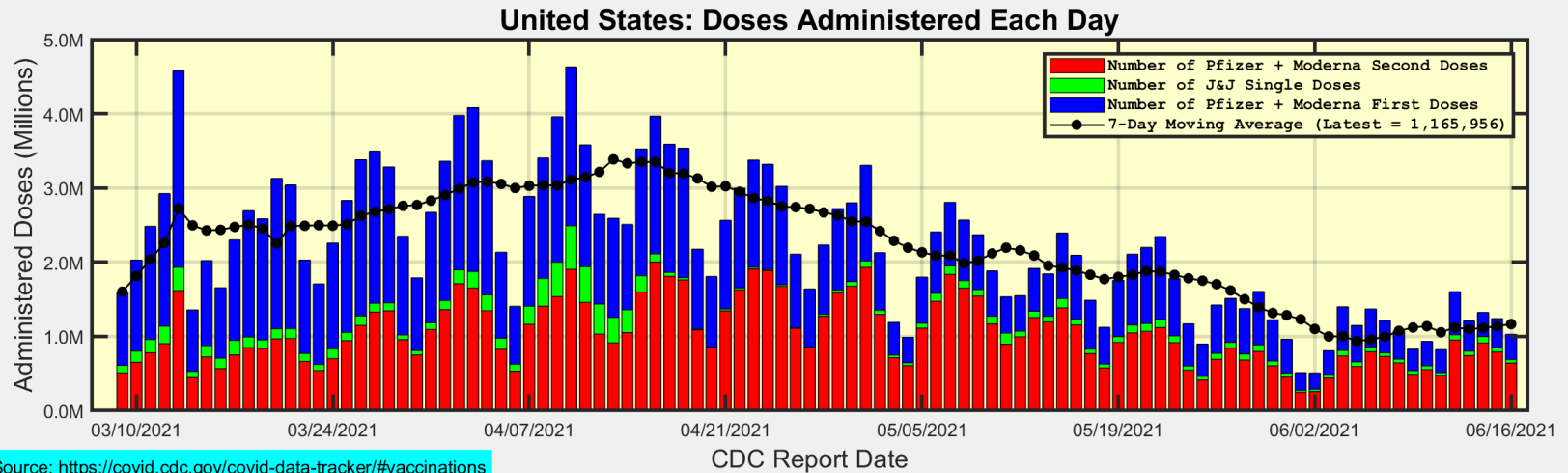
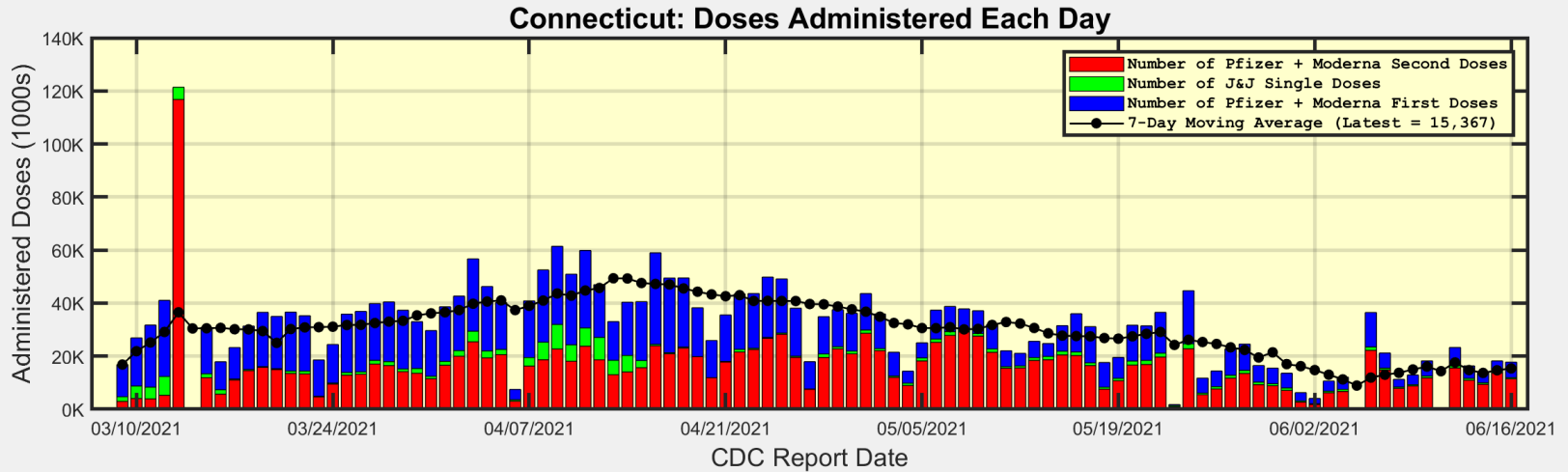
President Biden has set a goal for 70% of the US Age 18+ population to have Initiated Vaccination by July 4.



Connecticut and US: Age 18+ Initiated and Completed Vaccinations



Number of Doses Administered Each Day



Data Source: <https://covid.cdc.gov/covid-data-tracker/#vaccinations>



Ridgefield COVID-19 Task Force

Connecticut: First Doses are generally decreasing. Most people are returning for Second Doses.

