

# Connecticut Vaccination Summary

## Ridgefield COVID-19 Task Force



Data downloaded from  
<https://covid.cdc.gov/covid-data-tracker/#vaccinations>

Monday, June 14, 2021

## Connecticut and US Vaccination Summary

Connecticut (as of Monday June 14, 2021)	Cumulative	Daily
Doses Delivered	4,640,115	3,791
Doses Administered	4,225,094	13,680
Percent of Age 18+ Population Who Have Completed Vaccination	68.9%	
Connecticut Rank Among 50 States and DC	3	
Percent of Age 18+ Population Who Have Initiated Vaccination	77.3%	
Connecticut Rank Among 50 States and DC	4	

United States (as of Monday June 14, 2021)	Cumulative	Daily
Doses Delivered	374,398,105	411,053
Doses Administered	310,645,827	1,113,416
Percent of Age 18+ Population Who Have Completed Vaccination	54.4%	
Percent of Age 18+ Population Who Have Initiated Vaccination	64.5%	

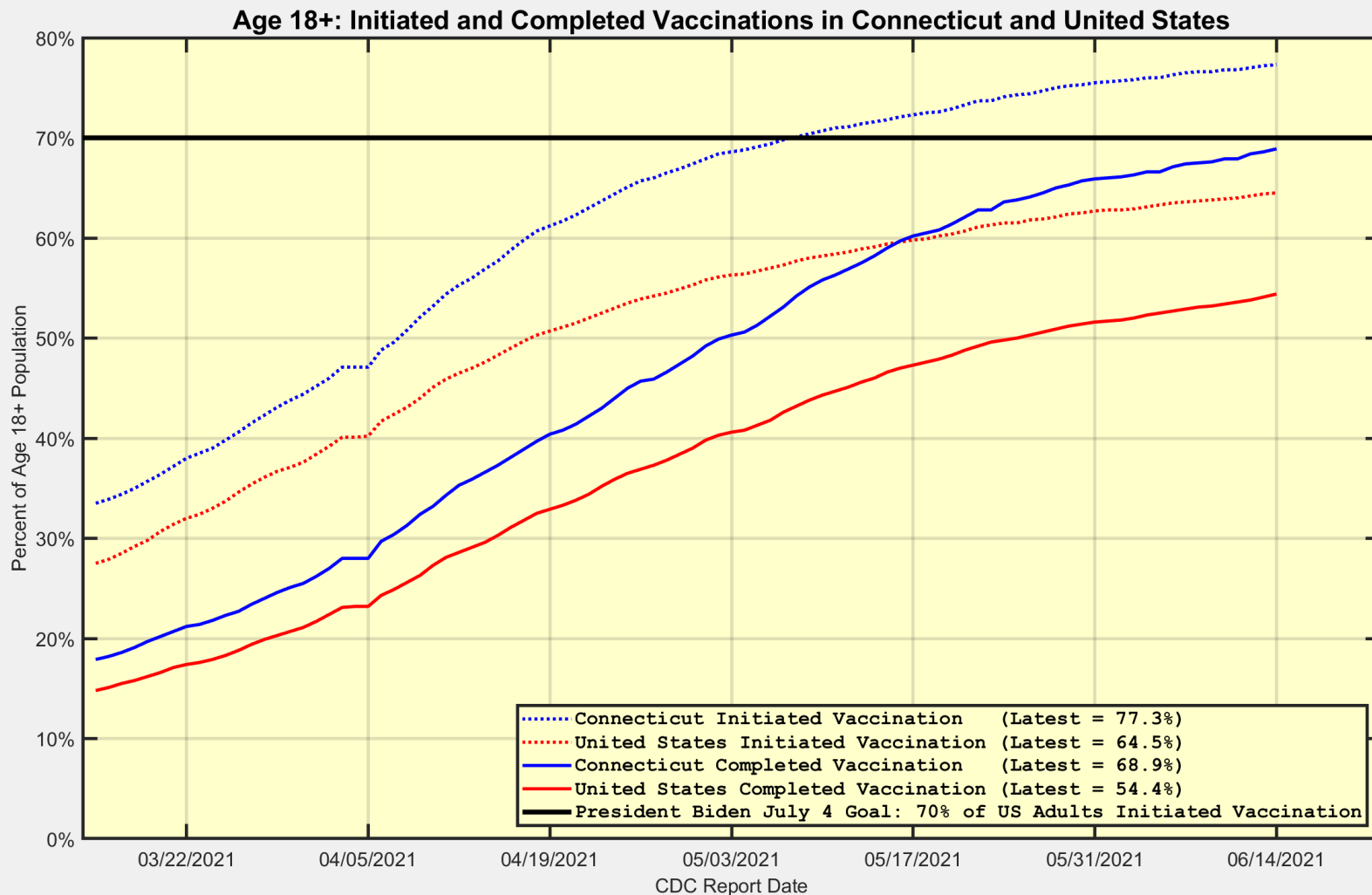
Data Source: <https://covid.cdc.gov/covid-data-tracker/#vaccinations>.

The Daily numbers are the most recent 7-day moving averages.

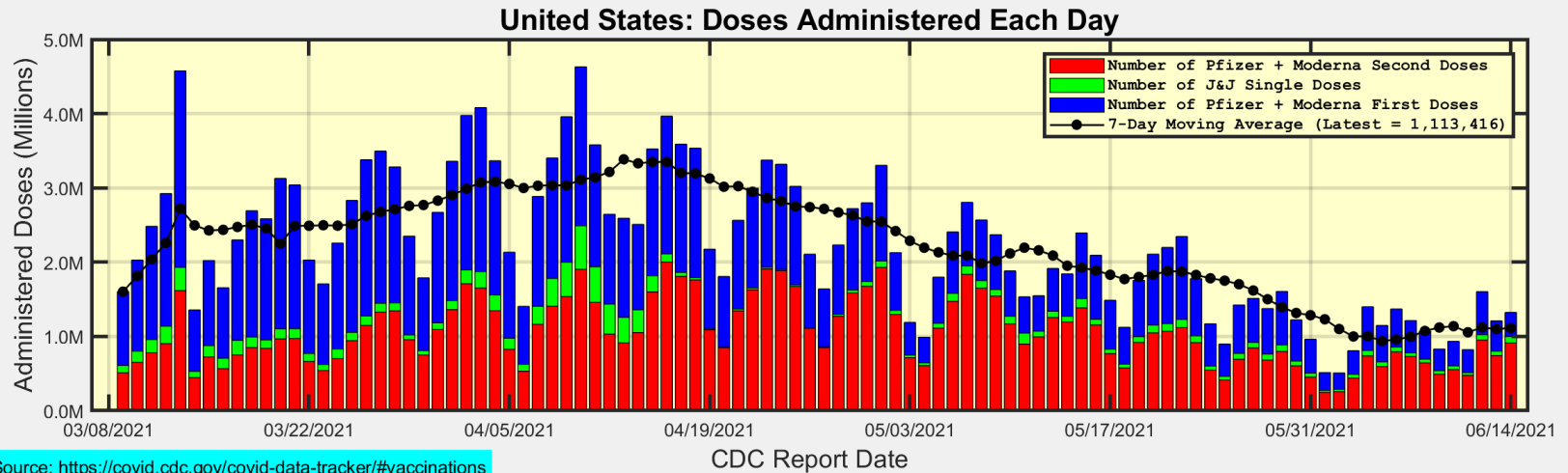
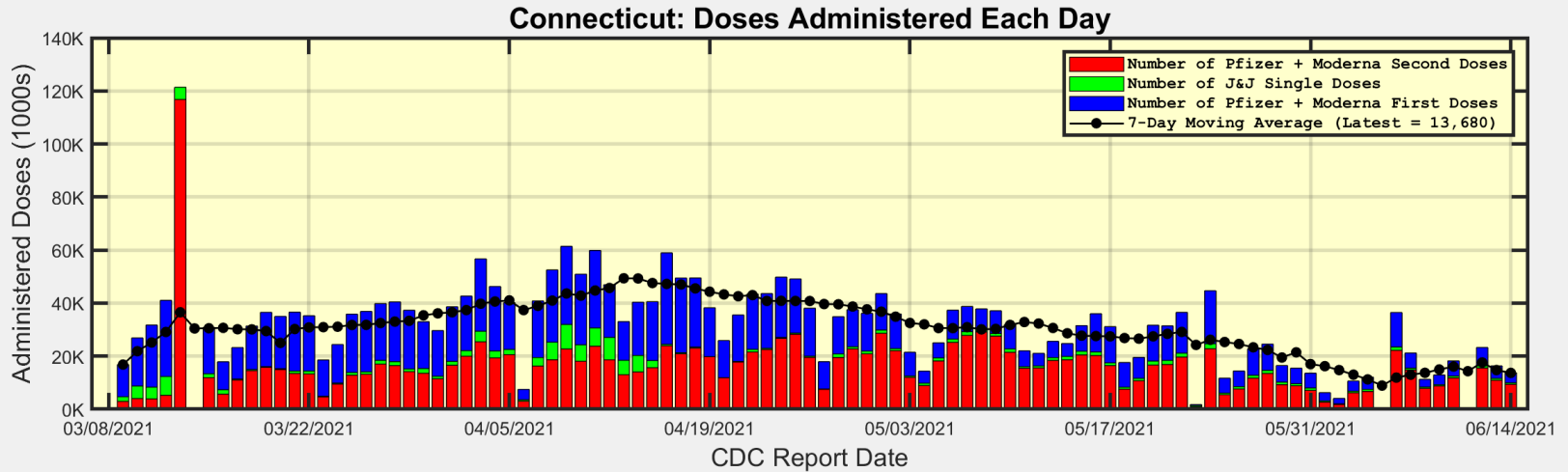
President Biden has set a goal for 70% of the US Age 18+ population to have Initiated Vaccination by July 4.



# Connecticut and US: Age 18+ Initiated and Completed Vaccinations



# Number of Doses Administered Each Day



Data Source: <https://covid.cdc.gov/covid-data-tracker/#vaccinations>



Ridgefield COVID-19 Task Force

## Connecticut: First Doses are generally decreasing. Most people are returning for Second Doses.

