

Connecticut Vaccination Summary

Ridgefield COVID-19 Task Force



Data downloaded from
<https://covid.cdc.gov/covid-data-tracker/#vaccinations>

Thursday, June 10, 2021

Connecticut and US Vaccination Summary

Connecticut (as of Thursday June 10, 2021)	Cumulative	Daily
Doses Delivered	4,625,815	6,339
Doses Administered	4,171,732	16,056
Percent of Age 18+ Population Who Have Completed Vaccination	67.9%	
Connecticut Rank Among 50 States and DC	4	
Percent of Age 18+ Population Who Have Initiated Vaccination	76.8%	
Connecticut Rank Among 50 States and DC	4	

United States (as of Thursday June 10, 2021)	Cumulative	Daily
Doses Delivered	372,830,865	636,524
Doses Administered	305,687,618	1,138,099
Percent of Age 18+ Population Who Have Completed Vaccination	53.4%	
Percent of Age 18+ Population Who Have Initiated Vaccination	64.0%	

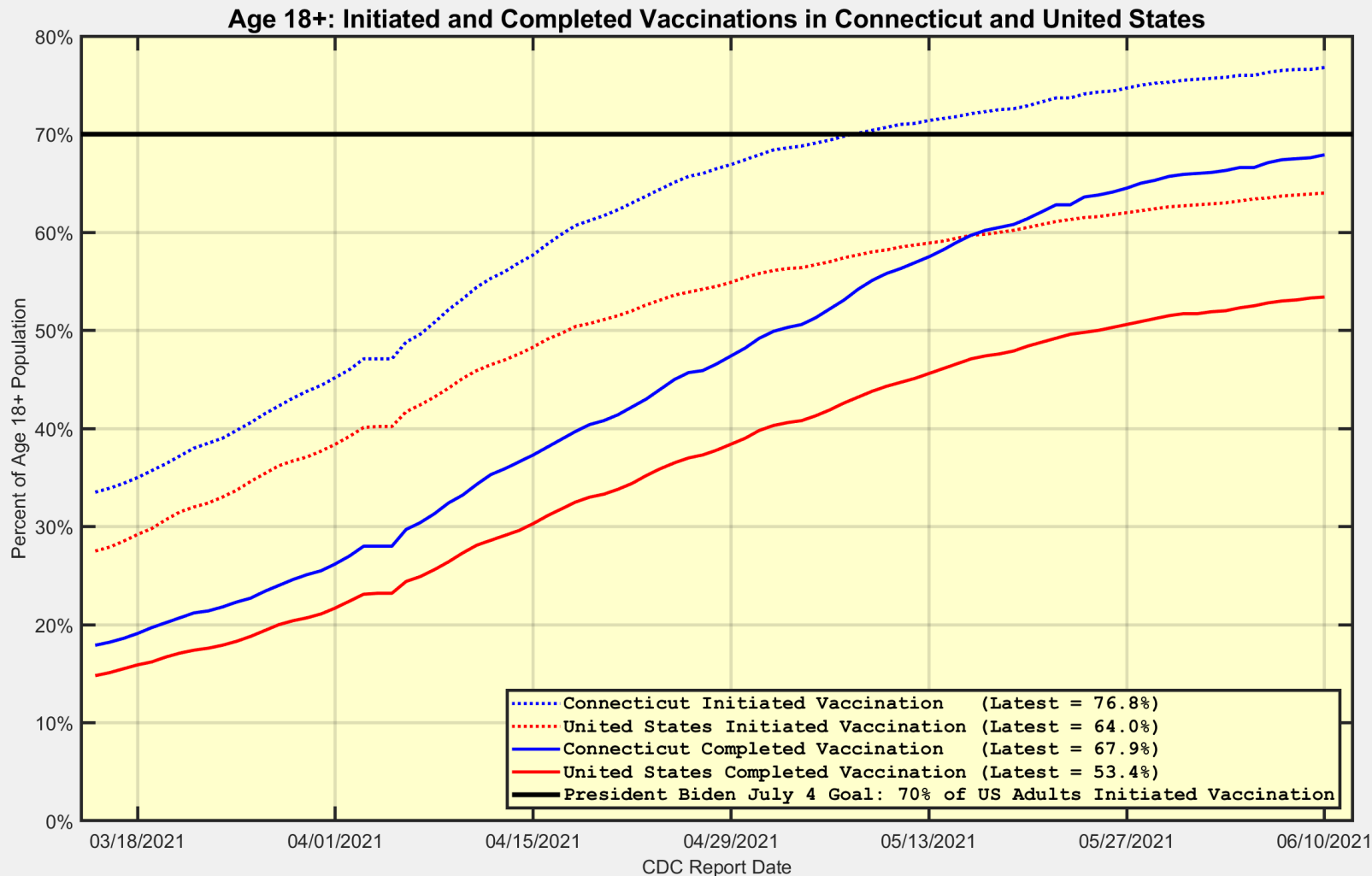
Data Source: <https://covid.cdc.gov/covid-data-tracker/#vaccinations>.

The Daily numbers are the most recent 7-day moving averages.

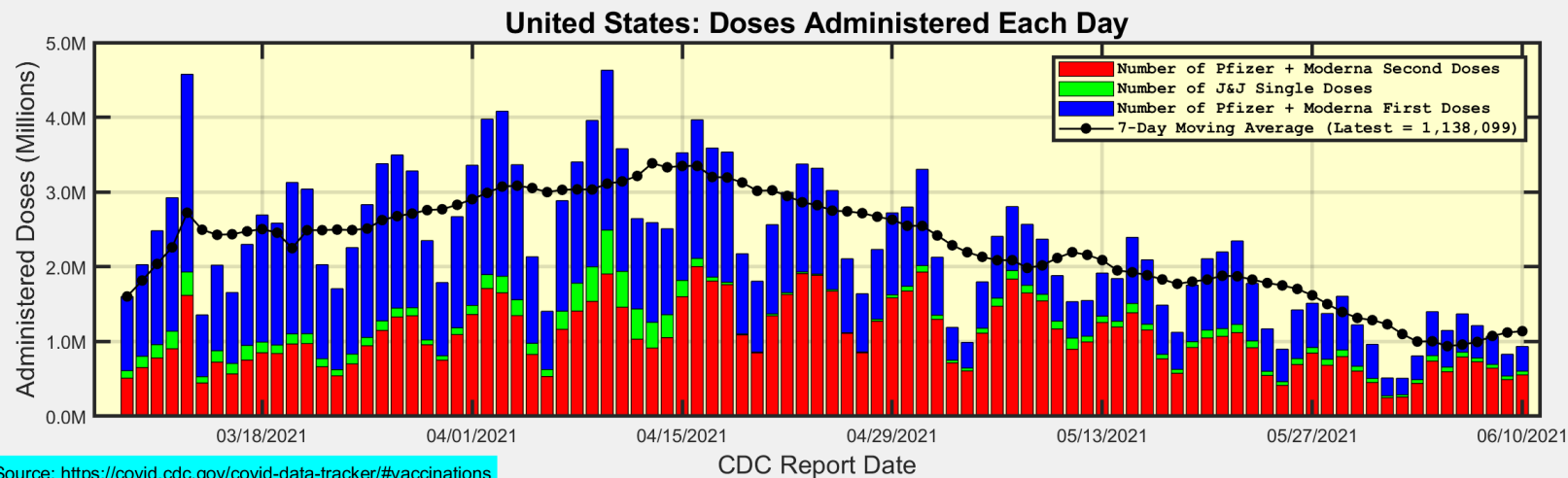
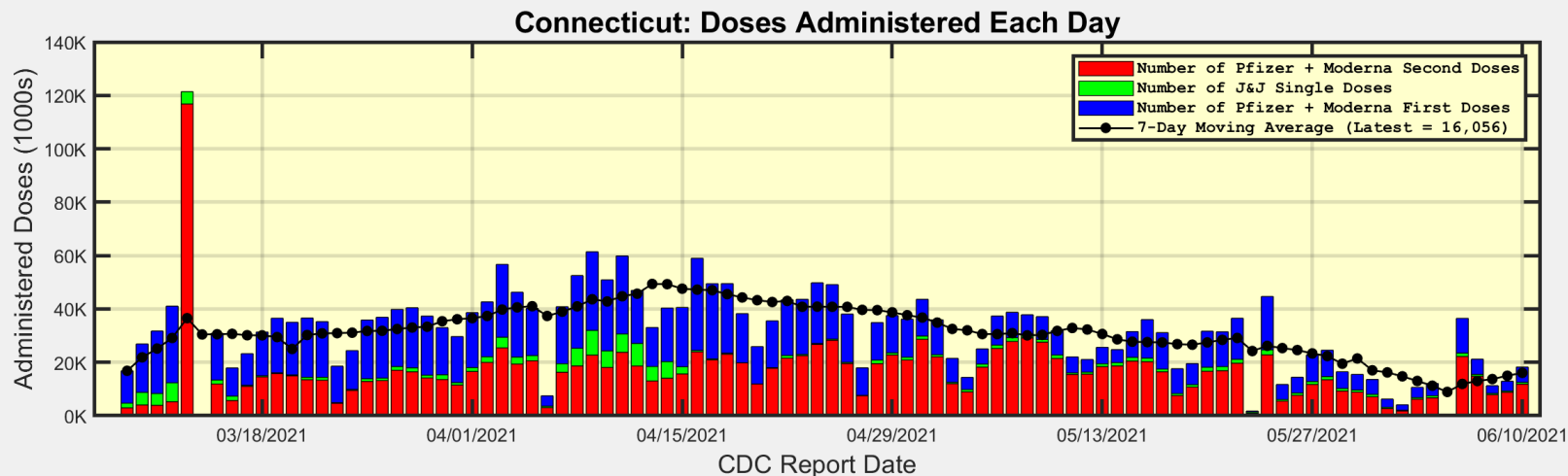
President Biden has set a goal for 70% of the US Age 18+ population to have Initiated Vaccination by July 4.



Connecticut and US: Age 18+ Initiated and Completed Vaccinations



Number of Doses Administered Each Day



Data Source: <https://covid.cdc.gov/covid-data-tracker/#vaccinations>



Ridgefield COVID-19 Task Force

Connecticut: First Doses are generally decreasing. Most people are returning for Second Doses.

