

Connecticut Vaccination Summary

Ridgefield COVID-19 Task Force



Data downloaded from
<https://covid.cdc.gov/covid-data-tracker/#vaccinations>

Wednesday, May 05, 2021

Connecticut and US Vaccination Summary

Connecticut (as of Wednesday May 05, 2021)	Cumulative	Daily
Doses Delivered	3,998,075	28,296
Doses Administered	3,361,098	30,584
Percent of Age 18+ Population Who Have Completed Vaccination	51.30%	
Connecticut Rank Among 50 States and DC	2	
Percent of Age 18+ Population Who Have Initiated Vaccination	69.10%	
Connecticut Rank Among 50 States and DC	4	

United States (as of Wednesday May 05, 2021)	Cumulative	Daily
Doses Delivered	321,549,335	2,813,064
Doses Administered	249,566,820	2,132,487
Percent of Age 18+ Population Who Have Completed Vaccination	41.30%	
Percent of Age 18+ Population Who Have Initiated Vaccination	56.70%	

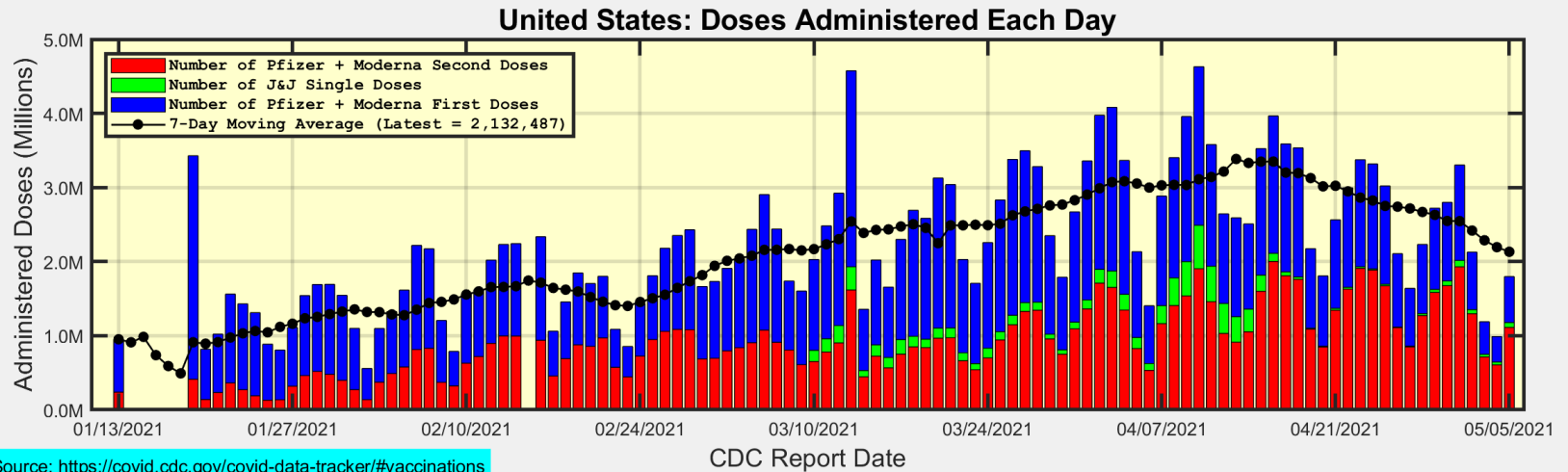
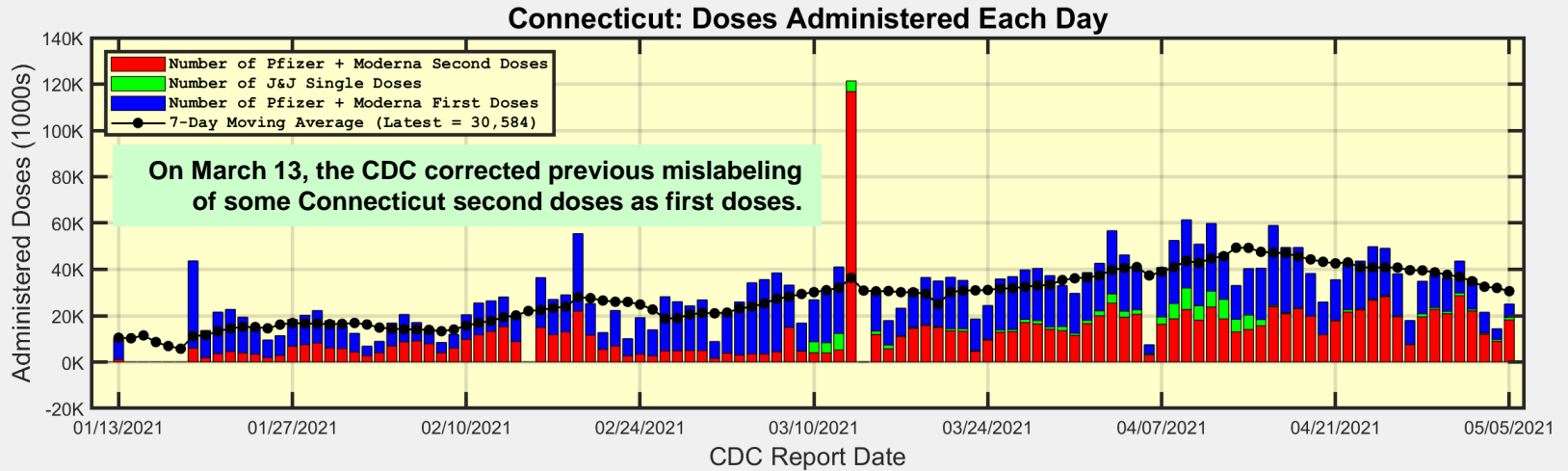
Data Source: <https://covid.cdc.gov/covid-data-tracker/#vaccinations>.

The Daily numbers are the most recent 7-day moving averages.

President Biden has set a goal for 70% of the US Age 18+ population to have Initiated Vaccination by July 4.



Number of Doses Administered Each Day

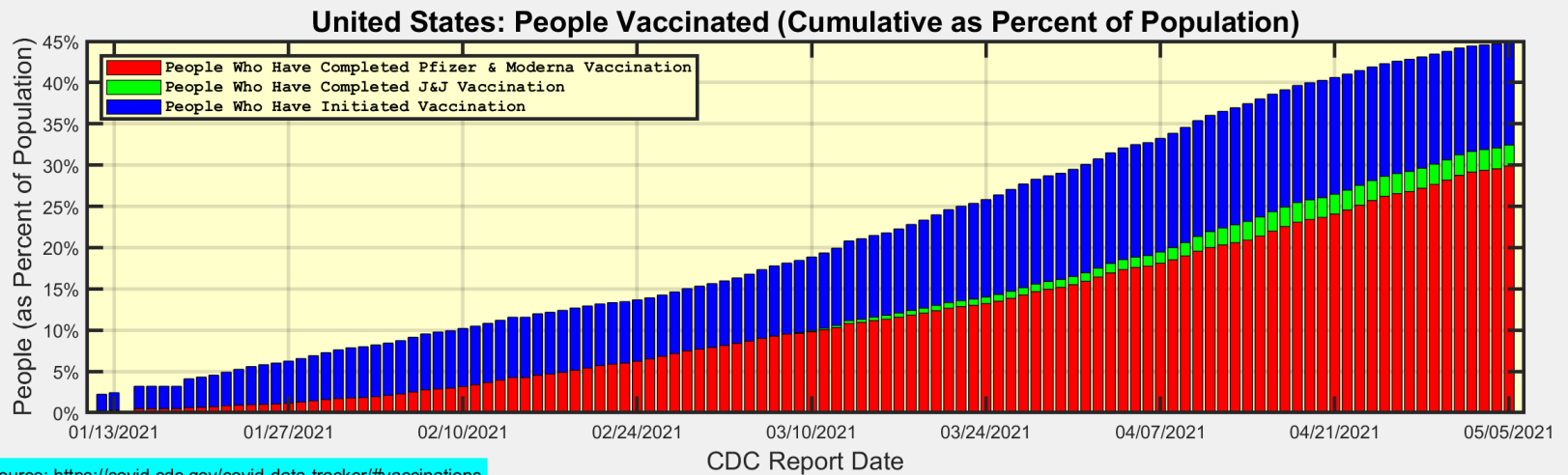
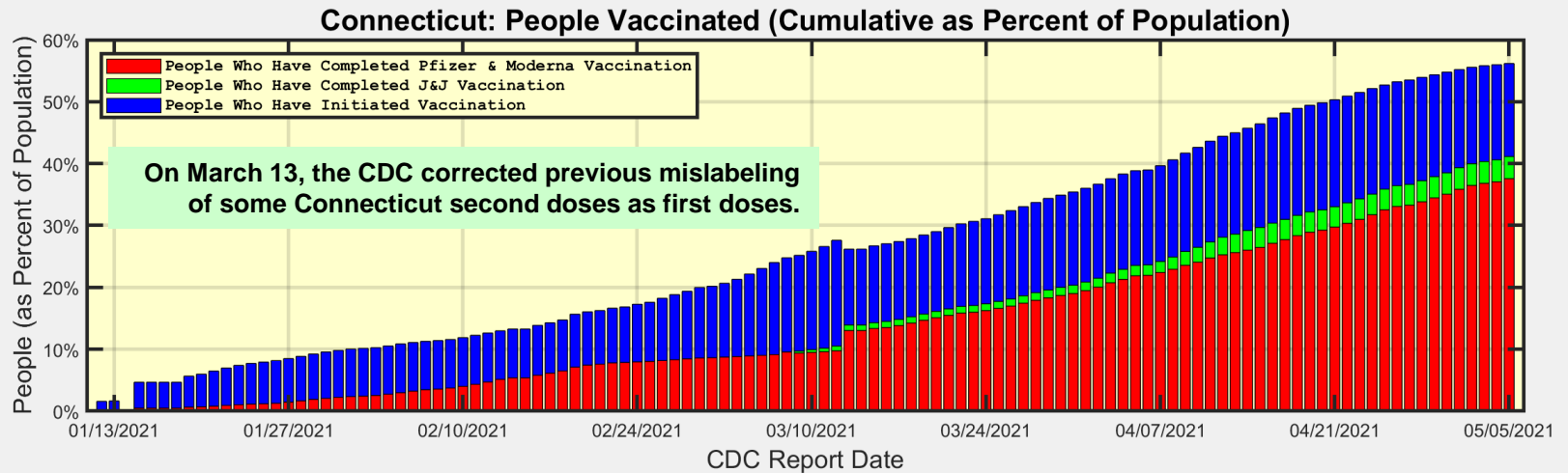


Data Source: <https://covid.cdc.gov/covid-data-tracker/#vaccinations>



Ridgefield COVID-19 Task Force

Cumulative Number of People Vaccinated (as Percent of Population)



CDC Weekly Allocations for Connecticut

