


Connecticut Vaccination Summary

Ridgefield COVID-19 Task Force



Data downloaded from
<https://covid.cdc.gov/covid-data-tracker/#vaccinations>

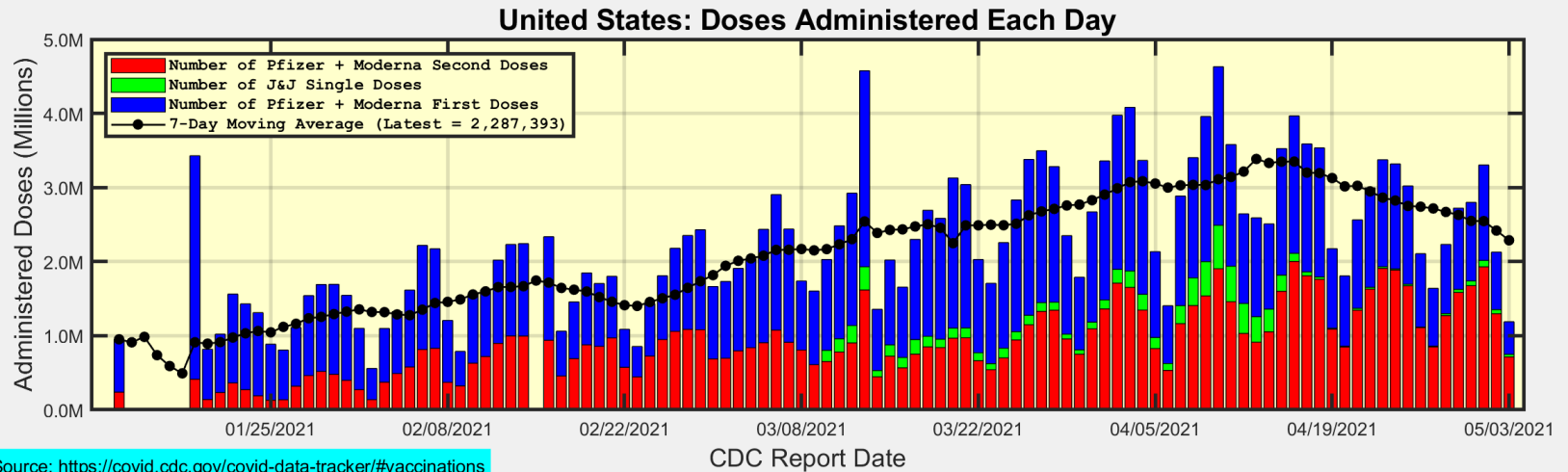
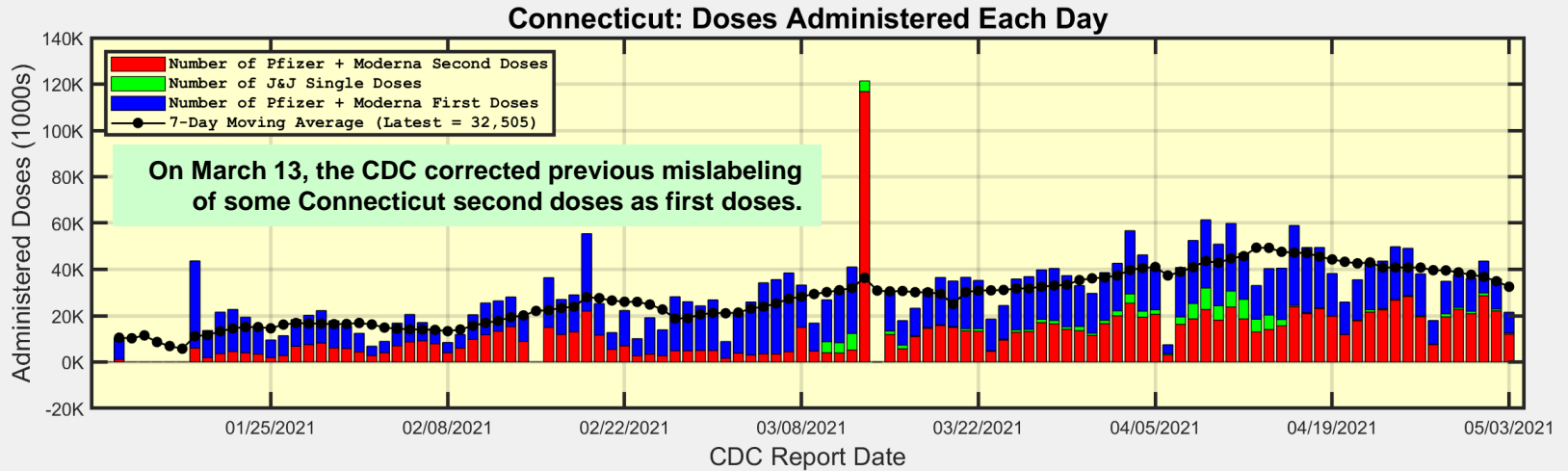
Friday, April 30, 2021

Connecticut and US Vaccination Summary

Connecticut (as of Monday May 03, 2021)	Cumulative	Daily
Doses Delivered	3,915,915	28,543
Doses Administered	3,321,709	32,505
Percent of Population Who Have Completed Vaccination	40.33%	
Connecticut Rank Among 50 States and DC	1	
Percent of Population Who Have Initiated Vaccination	55.82%	
Connecticut Rank Among 50 States and DC	4	
United States (as of Monday May 03, 2021)	Cumulative	Daily
Doses Delivered	312,509,575	3,116,796
Doses Administered	246,780,203	2,287,393
Percent of Population Who Have Completed Vaccination	31.88%	
Percent of Population Who Have Initiated Vaccination	44.57%	
Data Source: https://covid.cdc.gov/covid-data-tracker/#vaccinations . The Daily numbers are the most recent 7-day moving averages.		



Number of Doses Administered Each Day

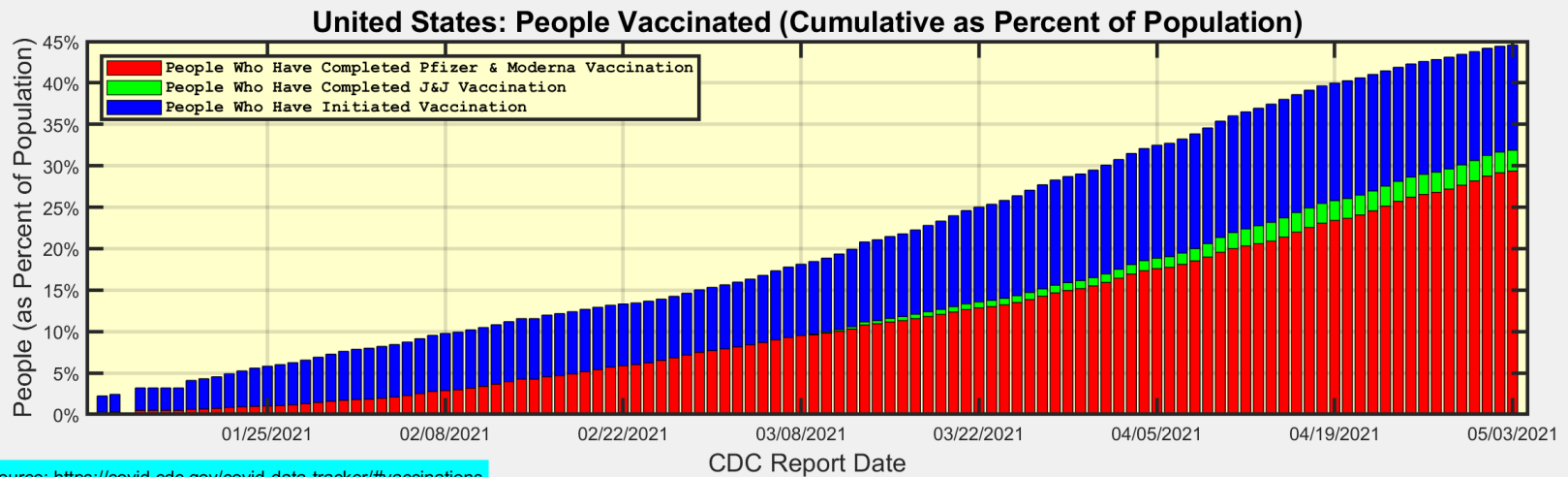
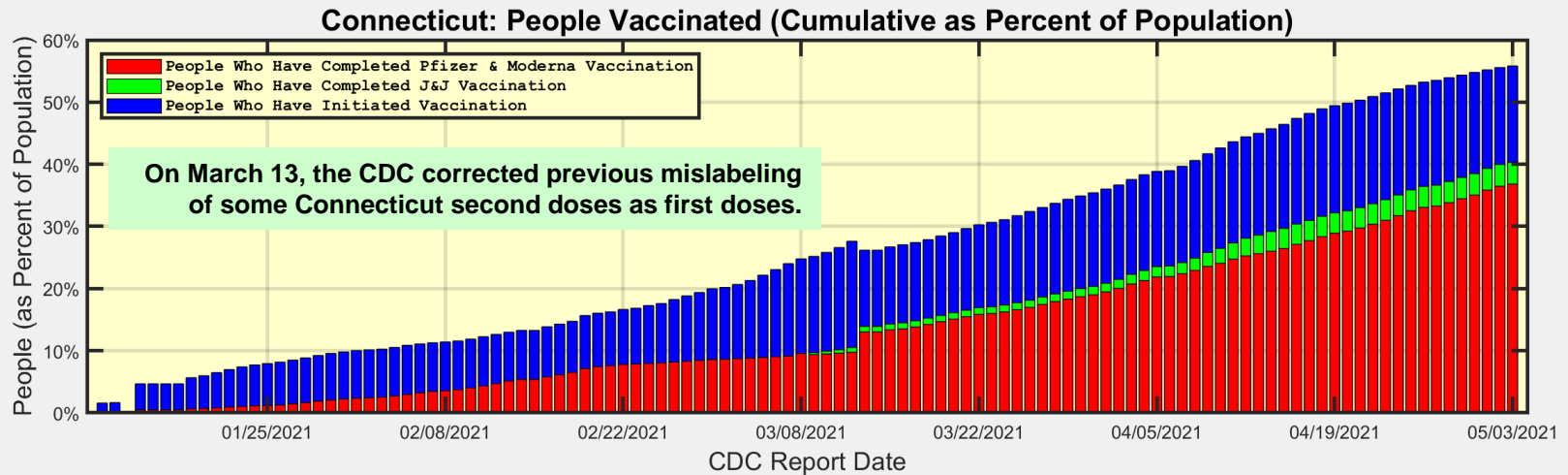


Data Source: <https://covid.cdc.gov/covid-data-tracker/#vaccinations>



Ridgefield COVID-19 Task Force

Cumulative Number of People Vaccinated (as Percent of Population)



Data Source: <https://covid.cdc.gov/covid-data-tracker/#vaccinations>



CDC Weekly Allocations for Connecticut

