

# Connecticut Vaccination Summary

## Ridgefield COVID-19 Task Force



Data downloaded from  
<https://covid.cdc.gov/covid-data-tracker/#vaccinations>

Friday, May 28, 2021

## Connecticut and US Vaccination Summary

Connecticut (as of Friday May 28, 2021)	Cumulative	Daily
Doses Delivered	4,513,765	14,687
Doses Administered	3,992,826	22,342
Percent of Age 18+ Population Who Have Completed Vaccination	65.0%	
Connecticut Rank Among 50 States and DC	3	
Percent of Age 18+ Population Who Have Initiated Vaccination	75.0%	
Connecticut Rank Among 50 States and DC	4	

United States (as of Friday May 28, 2021)	Cumulative	Daily
Doses Delivered	362,375,765	1,065,829
Doses Administered	292,099,778	1,500,632
Percent of Age 18+ Population Who Have Completed Vaccination	50.9%	
Percent of Age 18+ Population Who Have Initiated Vaccination	62.2%	

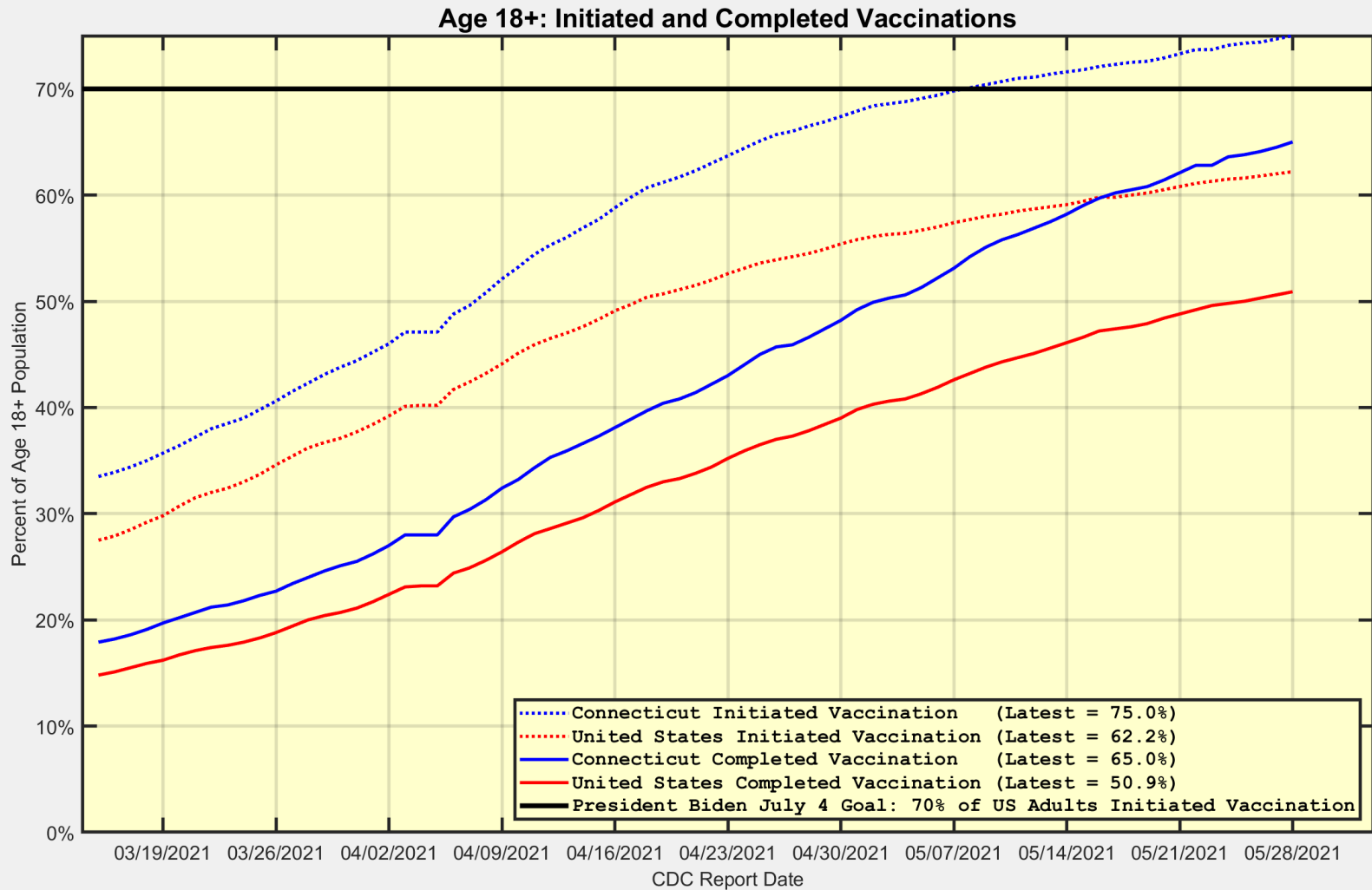
**Data Source:** <https://covid.cdc.gov/covid-data-tracker/#vaccinations>.

**The Daily numbers are the most recent 7-day moving averages.**

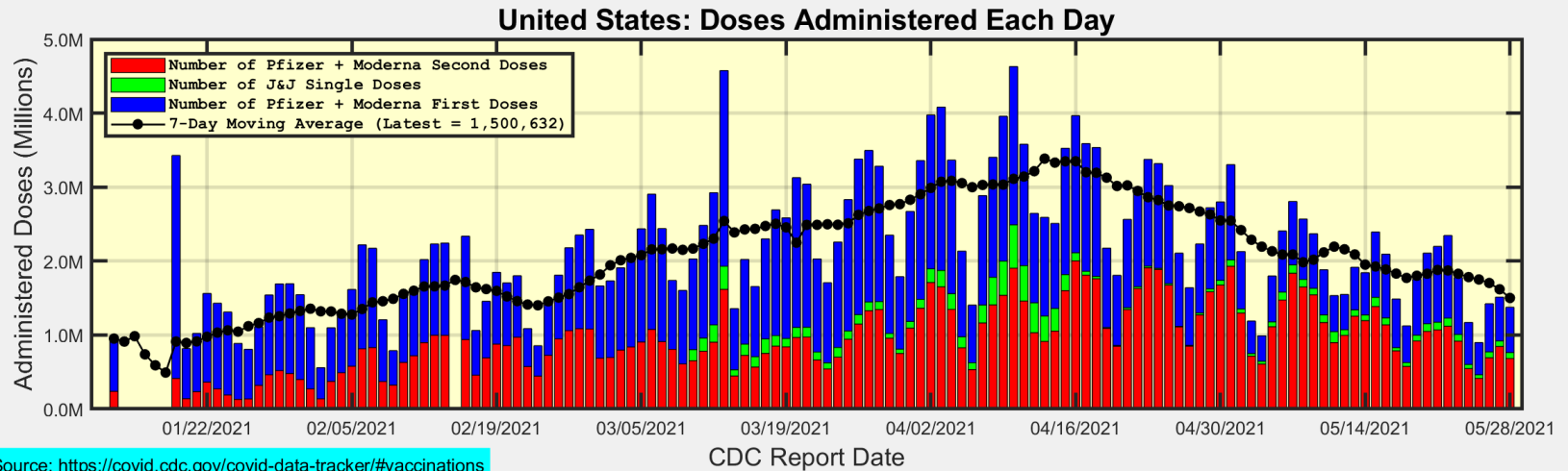
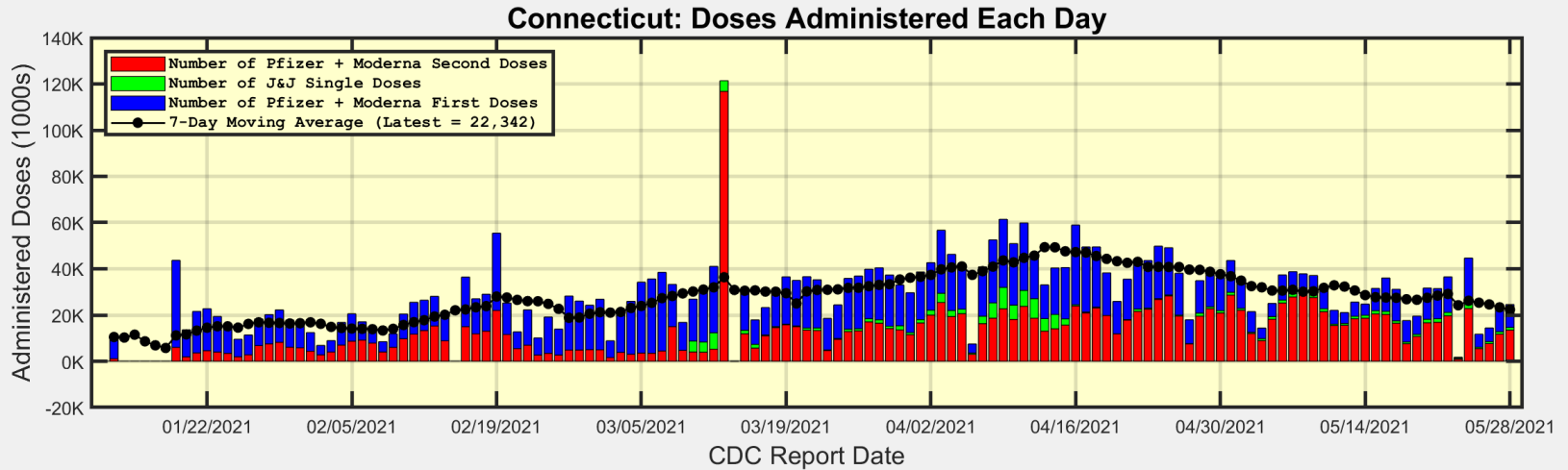
President Biden has set a goal for 70% of the US Age 18+ population to have Initiated Vaccination by July 4.



# Connecticut and US: Age 18+ Initiated and Completed Vaccinations



# Number of Doses Administered Each Day



Data Source: <https://covid.cdc.gov/covid-data-tracker/#vaccinations>



Ridgefield COVID-19 Task Force

**Connecticut: First Doses are decreasing again after brief surge. Second doses continue to decrease.**

