

Connecticut Vaccination Summary

Ridgefield COVID-19 Task Force



Data downloaded from
<https://covid.cdc.gov/covid-data-tracker/#vaccinations>

Thursday, May 27, 2021

Connecticut and US Vaccination Summary

Connecticut (as of Thursday May 27, 2021)	Cumulative	Daily
Doses Delivered	4,509,665	19,173
Doses Administered	3,968,265	23,324
Percent of Age 18+ Population Who Have Completed Vaccination	64.5%	
Connecticut Rank Among 50 States and DC	2	
Percent of Age 18+ Population Who Have Initiated Vaccination	74.7%	
Connecticut Rank Among 50 States and DC	4	

United States (as of Thursday May 27, 2021)	Cumulative	Daily
Doses Delivered	361,250,445	1,327,847
Doses Administered	290,724,607	1,618,194
Percent of Age 18+ Population Who Have Completed Vaccination	50.6%	
Percent of Age 18+ Population Who Have Initiated Vaccination	62.0%	

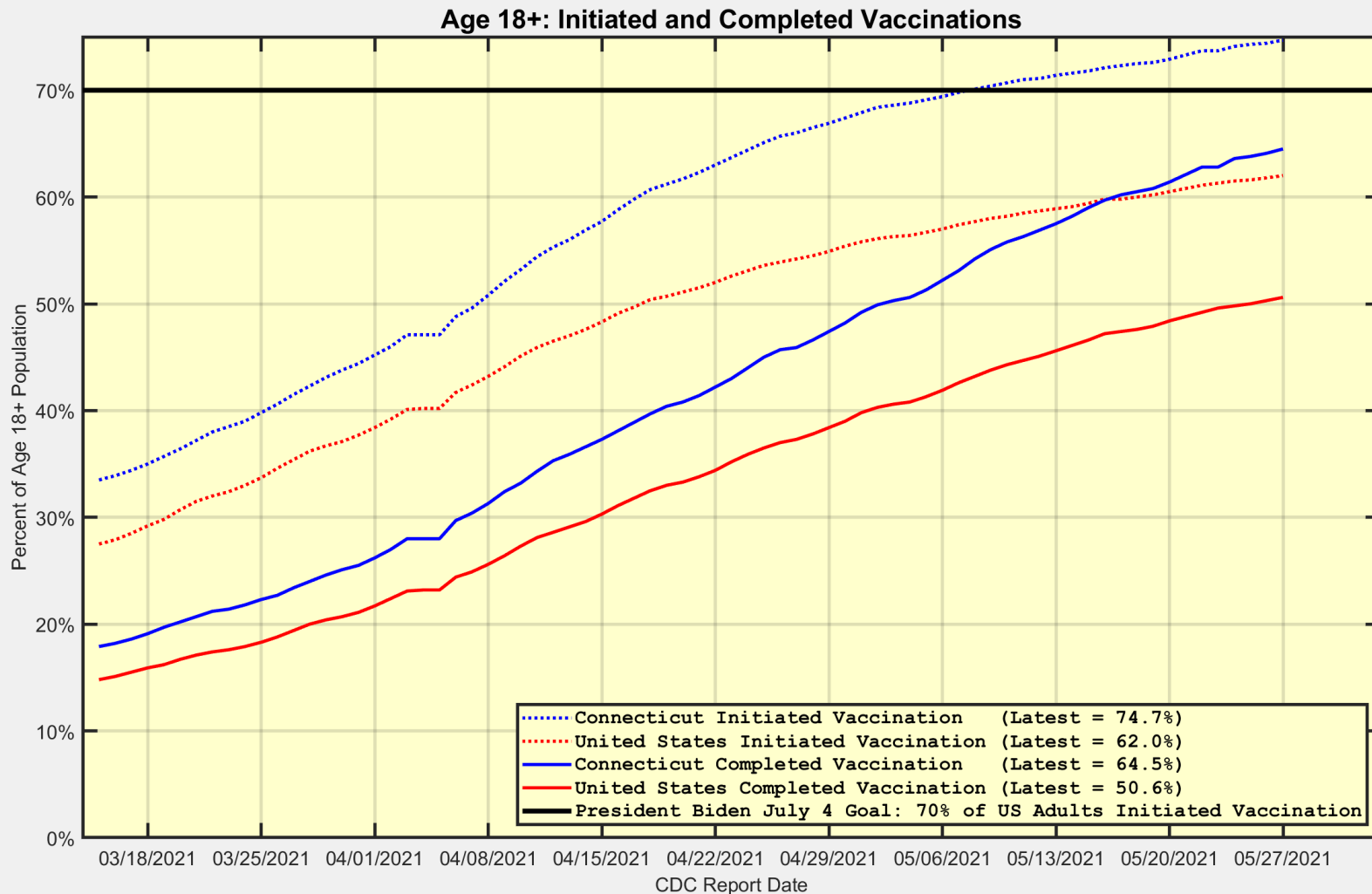
Data Source: <https://covid.cdc.gov/covid-data-tracker/#vaccinations>.

The Daily numbers are the most recent 7-day moving averages.

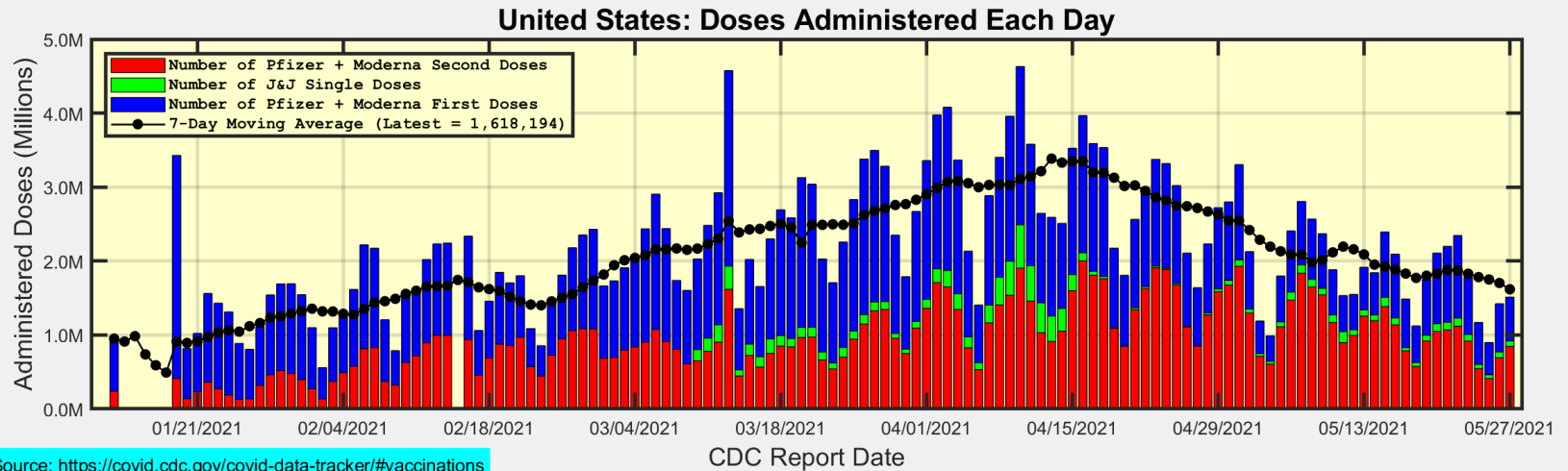
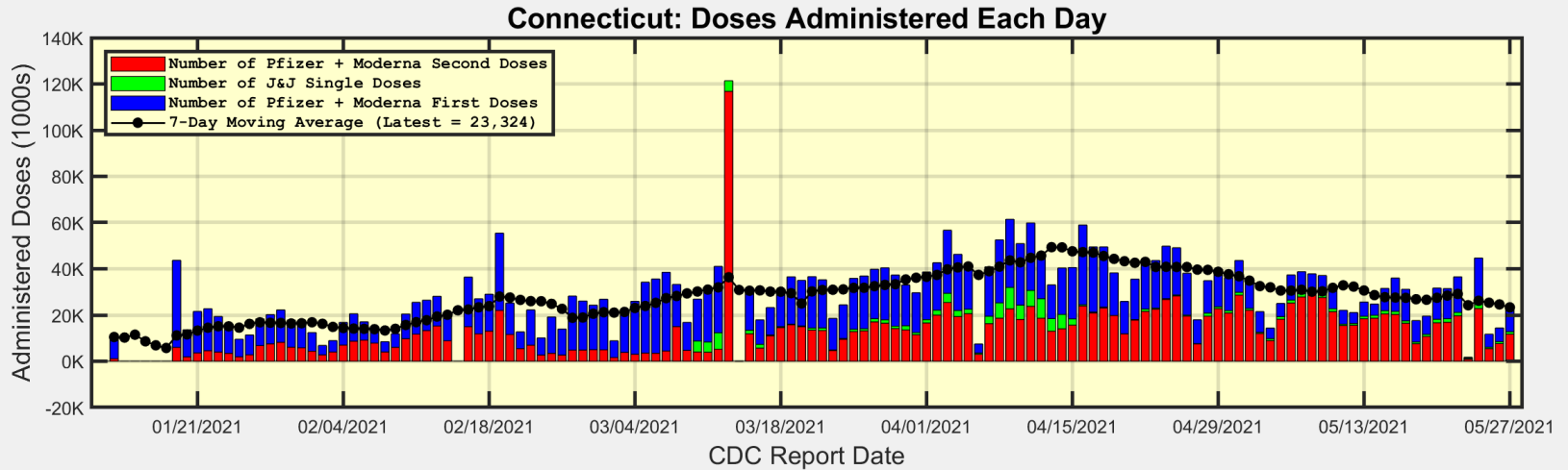
President Biden has set a goal for 70% of the US Age 18+ population to have Initiated Vaccination by July 4.



Connecticut and US: Age 18+ Initiated and Completed Vaccinations



Number of Doses Administered Each Day



Data Source: <https://covid.cdc.gov/covid-data-tracker/#vaccinations>



Ridgefield COVID-19 Task Force

Connecticut: First Doses are decreasing again after brief surge. Second doses continue to decrease.

