


Connecticut Vaccination Summary

Ridgefield COVID-19 Task Force



Data downloaded from
<https://covid.cdc.gov/covid-data-tracker/#vaccinations>

Wednesday, May 26, 2021

Connecticut and US Vaccination Summary

Connecticut (as of Wednesday May 26, 2021)	Cumulative	Daily
Doses Delivered	4,474,245	20,919
Doses Administered	3,945,496	24,593
Percent of Age 18+ Population Who Have Completed Vaccination	64.1%	
Connecticut Rank Among 50 States and DC	3	
Percent of Age 18+ Population Who Have Initiated Vaccination	74.4%	
Connecticut Rank Among 50 States and DC	5	

United States (as of Wednesday May 26, 2021)	Cumulative	Daily
Doses Delivered	359,849,035	1,519,849
Doses Administered	289,212,304	1,703,162
Percent of Age 18+ Population Who Have Completed Vaccination	50.3%	
Percent of Age 18+ Population Who Have Initiated Vaccination	61.8%	

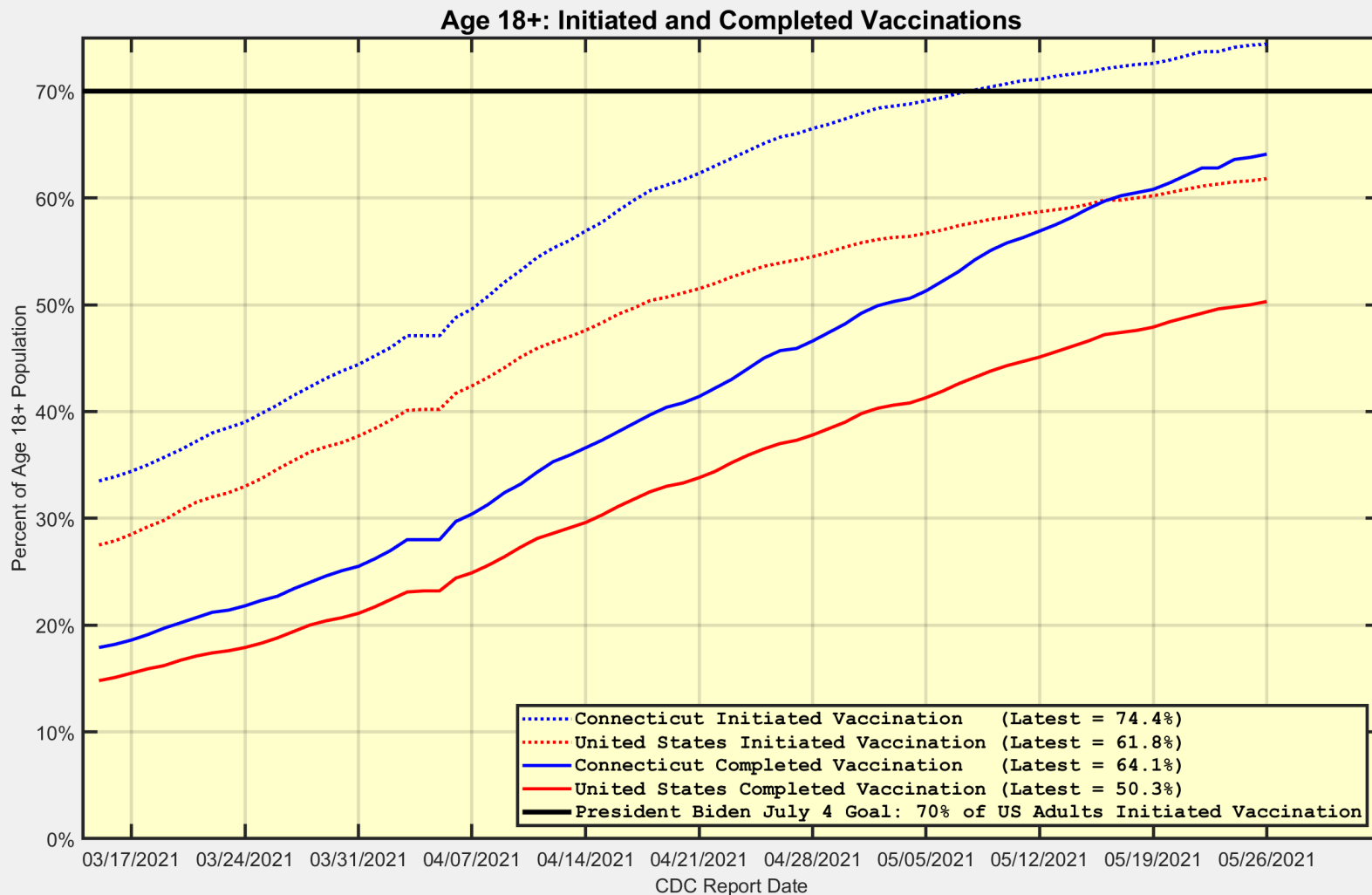
Data Source: <https://covid.cdc.gov/covid-data-tracker/#vaccinations>.

The Daily numbers are the most recent 7-day moving averages.

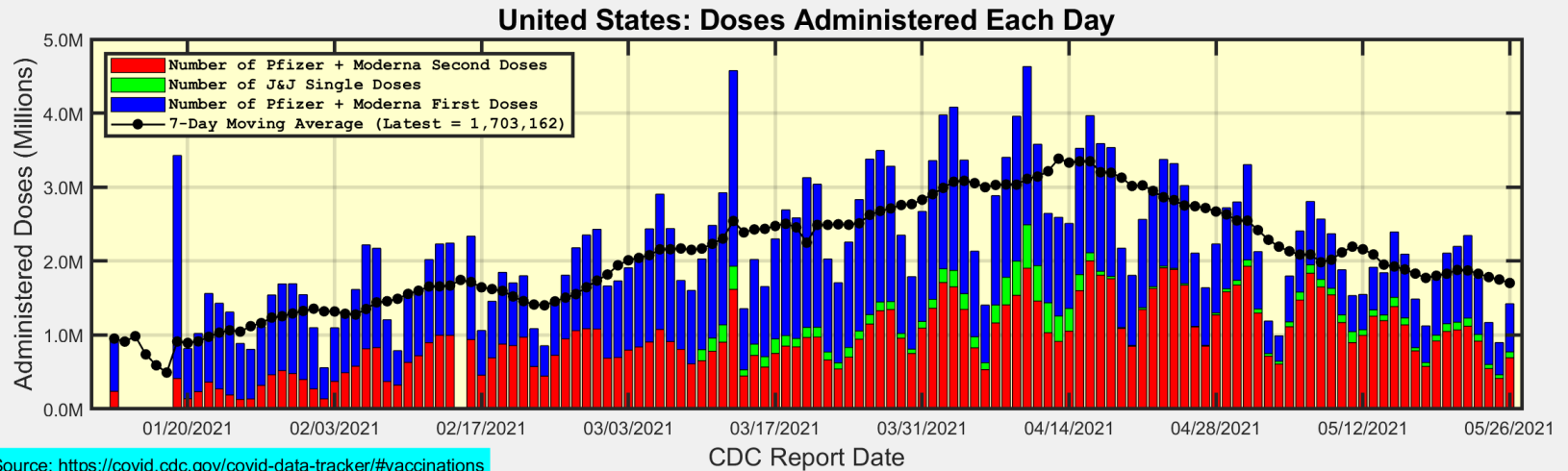
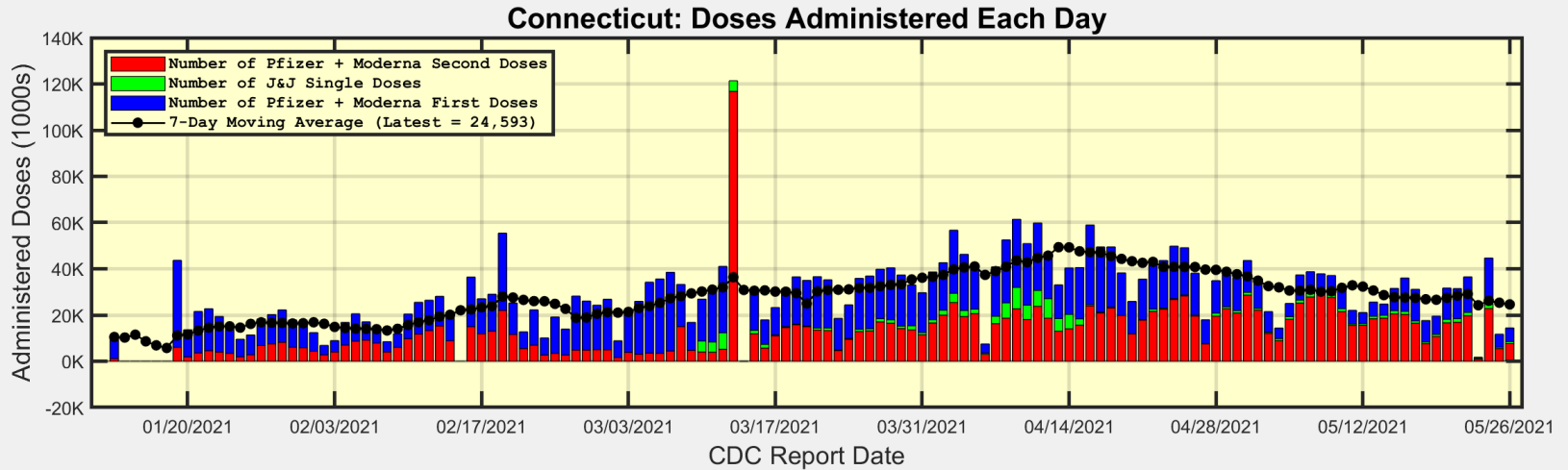
President Biden has set a goal for 70% of the US Age 18+ population to have Initiated Vaccination by July 4.



Connecticut and US: Age 18+ Initiated and Completed Vaccinations



Number of Doses Administered Each Day



Data Source: <https://covid.cdc.gov/covid-data-tracker/#vaccinations>



Ridgefield COVID-19 Task Force

Connecticut: First Doses are decreasing again after brief surge. Second doses continue to decrease.

