

Connecticut Vaccination Summary

Ridgefield COVID-19 Task Force



Data downloaded from
<https://covid.cdc.gov/covid-data-tracker/#vaccinations>

Tuesday, May 25, 2021

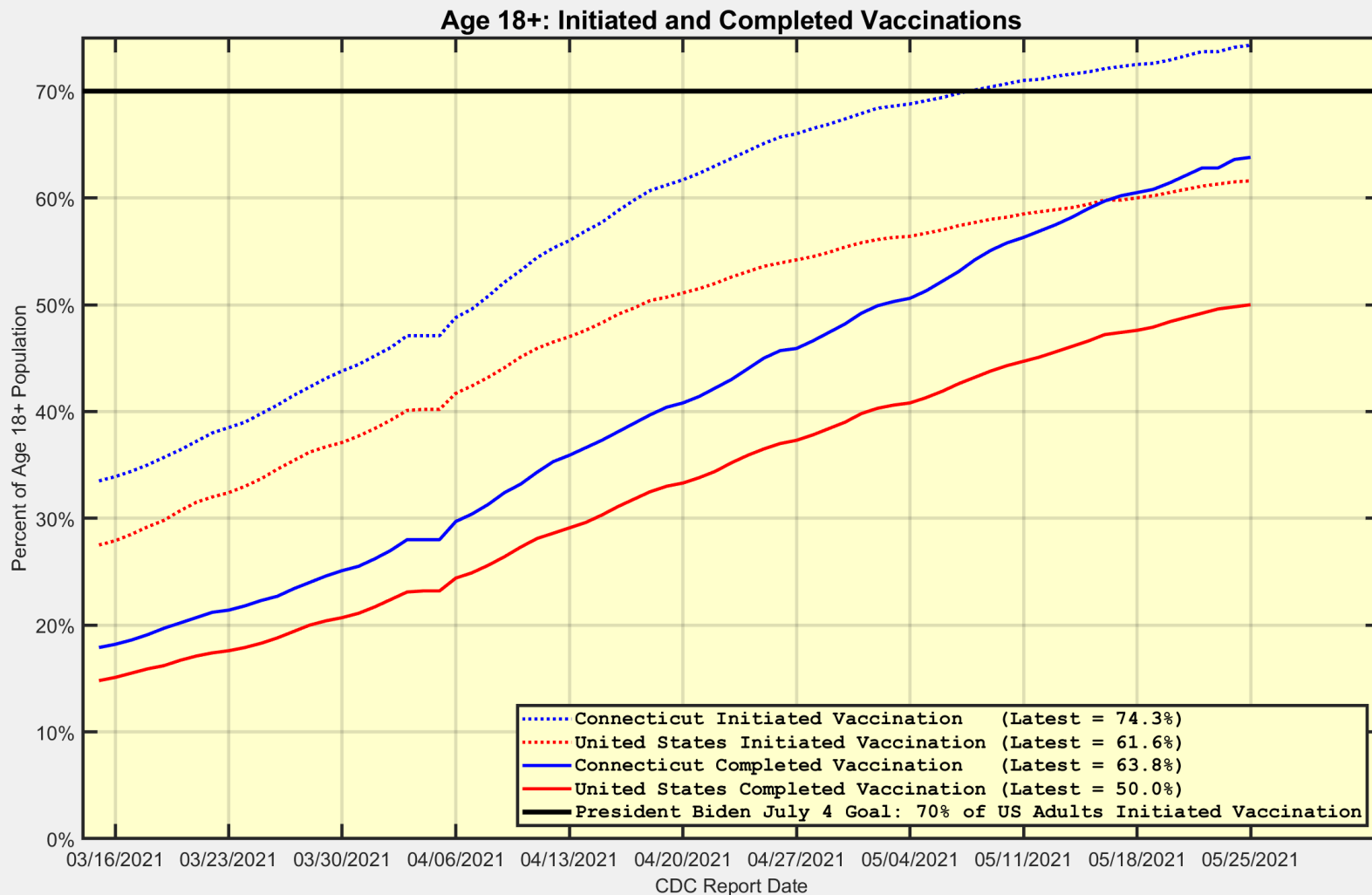
Connecticut and US Vaccination Summary

Connecticut (as of Tuesday May 25, 2021)	Cumulative	Daily
Doses Delivered	4,471,025	26,933
Doses Administered	3,931,088	25,323
Percent of Age 18+ Population Who Have Completed Vaccination	63.8%	
Connecticut Rank Among 50 States and DC	3	
Percent of Age 18+ Population Who Have Initiated Vaccination	74.3%	
Connecticut Rank Among 50 States and DC	5	
United States (as of Tuesday May 25, 2021)	Cumulative	Daily
Doses Delivered	359,004,955	1,761,776
Doses Administered	287,788,872	1,750,524
Percent of Age 18+ Population Who Have Completed Vaccination	50.0%	
Percent of Age 18+ Population Who Have Initiated Vaccination	61.6%	
Data Source: https://covid.cdc.gov/covid-data-tracker/#vaccinations . The Daily numbers are the most recent 7-day moving averages.		

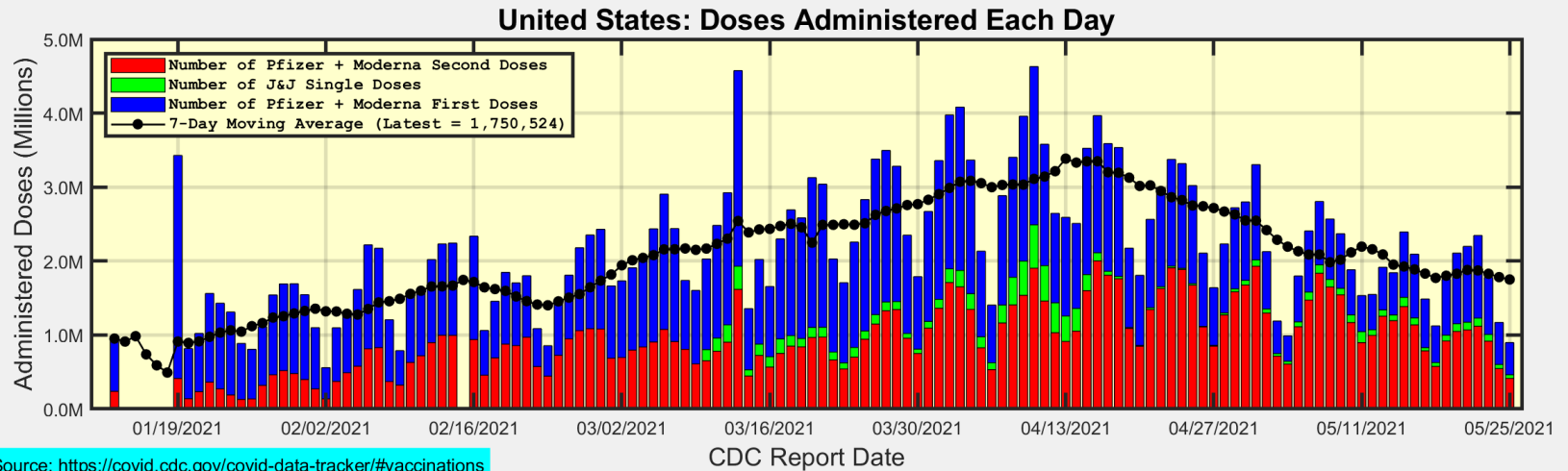
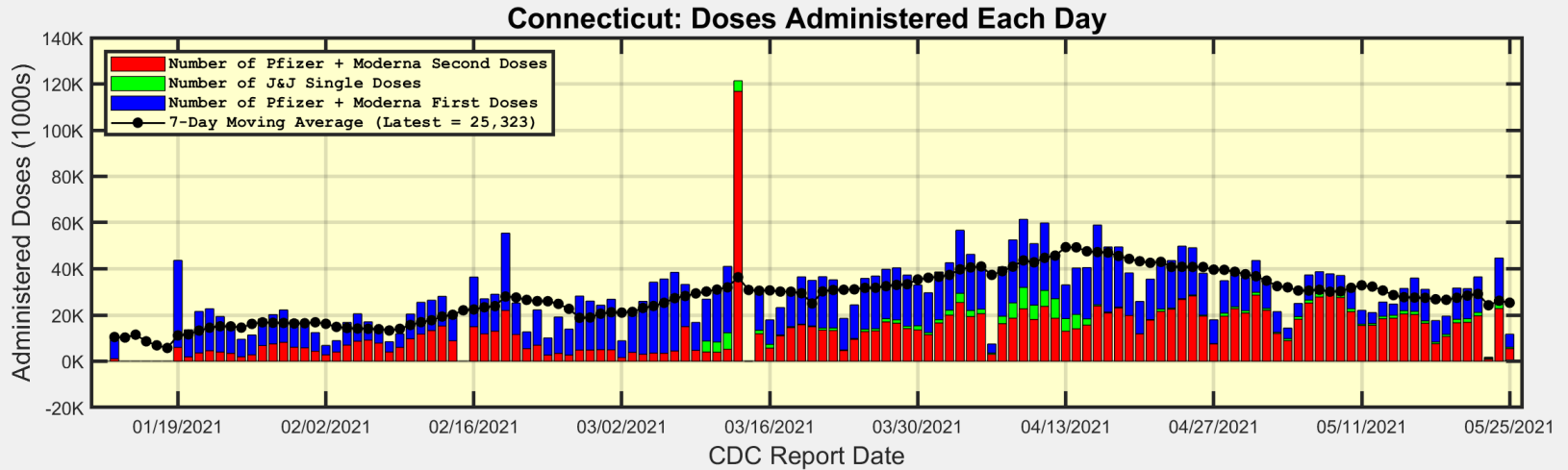
President Biden has set a goal for 70% of the US Age 18+ population to have Initiated Vaccination by July 4.



Connecticut and US: Age 18+ Initiated and Completed Vaccinations



Number of Doses Administered Each Day



Data Source: <https://covid.cdc.gov/covid-data-tracker/#vaccinations>



Ridgefield COVID-19 Task Force

Connecticut: First Doses are increasing again, but some people are not returning for Second Doses

