


Connecticut Vaccination Summary

Ridgefield COVID-19 Task Force



Data downloaded from
<https://covid.cdc.gov/covid-data-tracker/#vaccinations>

Friday, May 21, 2021

Connecticut and US Vaccination Summary

Connecticut (as of Friday May 21, 2021)	Cumulative	Daily
Doses Delivered	4,410,955	30,011
Doses Administered	3,836,435	28,412
Percent of Age 18+ Population Who Have Completed Vaccination	62.1%	
Connecticut Rank Among 50 States and DC	2	
Percent of Age 18+ Population Who Have Initiated Vaccination	73.3%	
Connecticut Rank Among 50 States and DC	5	

United States (as of Friday May 21, 2021)	Cumulative	Daily
Doses Delivered	354,914,965	1,864,146
Doses Administered	281,595,351	1,879,526
Percent of Age 18+ Population Who Have Completed Vaccination	48.8%	
Percent of Age 18+ Population Who Have Initiated Vaccination	60.8%	

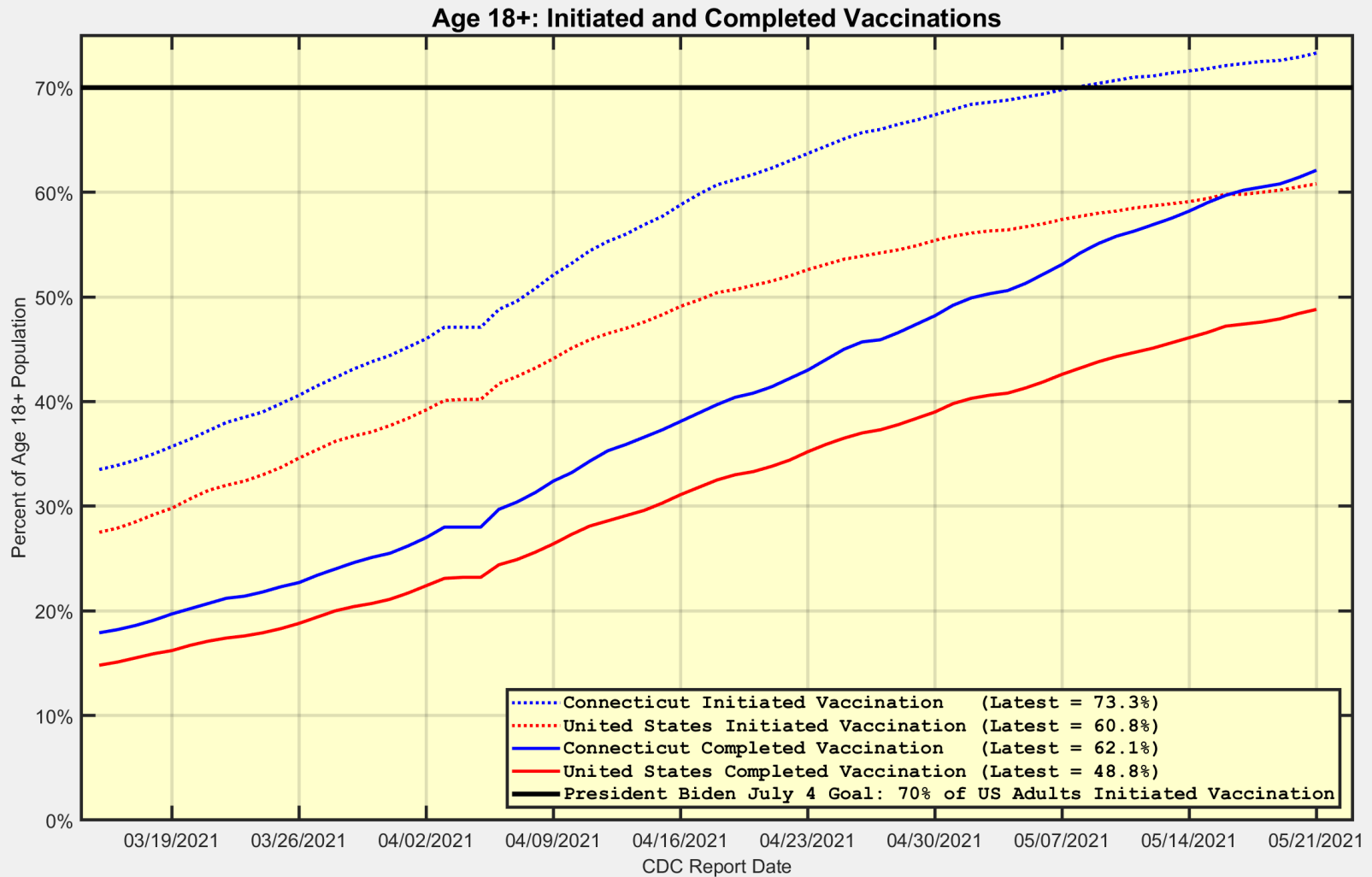
Data Source: <https://covid.cdc.gov/covid-data-tracker/#vaccinations>.

The Daily numbers are the most recent 7-day moving averages.

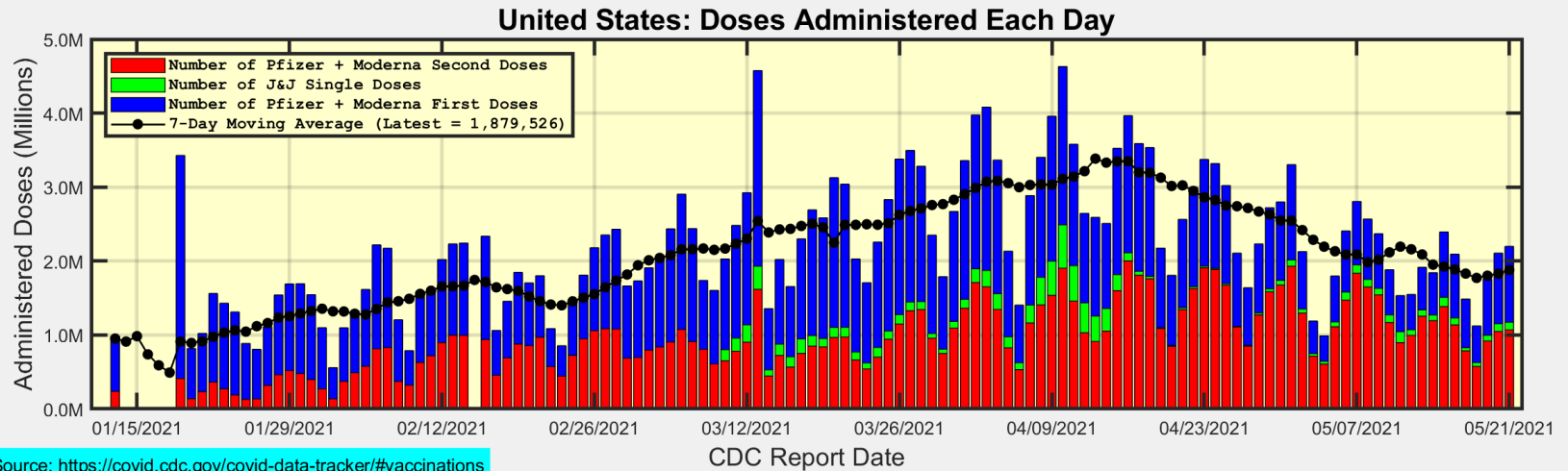
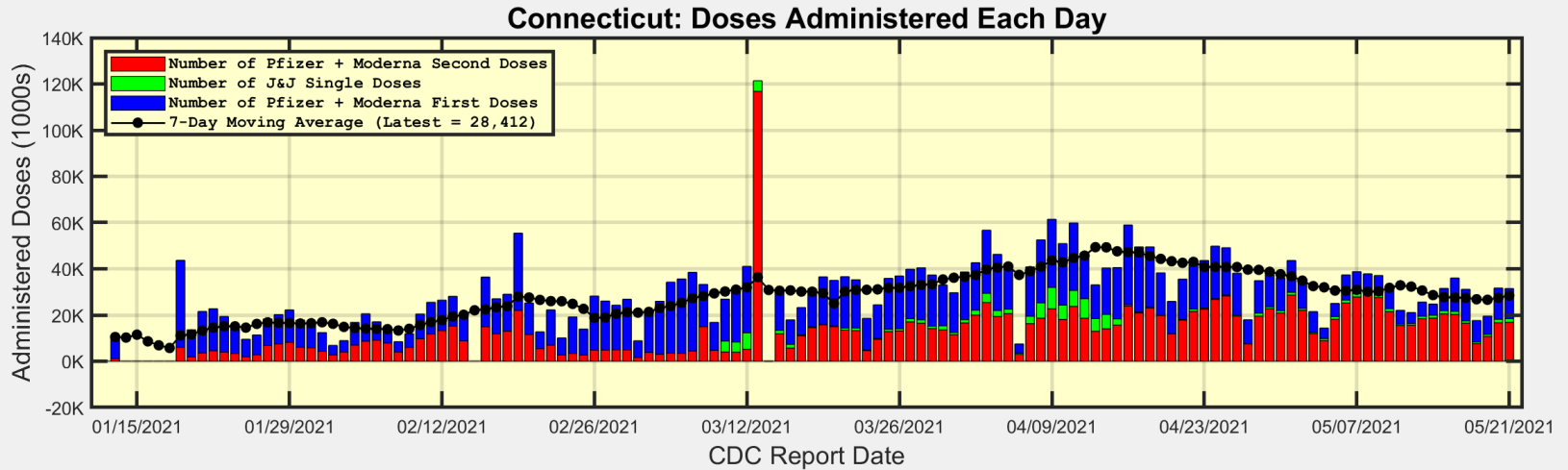
President Biden has set a goal for 70% of the US Age 18+ population to have Initiated Vaccination by July 4.



Connecticut and US: Age 18+ Initiated and Completed Vaccinations



Number of Doses Administered Each Day



Data Source: <https://covid.cdc.gov/covid-data-tracker/#vaccinations>



Ridgefield COVID-19 Task Force

Connecticut: First Doses are increasing again, but some people are not returning for Second Doses

