


Connecticut Vaccination Summary

Ridgefield COVID-19 Task Force



Data downloaded from
<https://covid.cdc.gov/covid-data-tracker/#vaccinations>

Wednesday, May 19, 2021

Connecticut and US Vaccination Summary

Connecticut (as of Wednesday May 19, 2021)	Cumulative	Daily
Doses Delivered	4,327,815	29,203
Doses Administered	3,773,346	26,595
Percent of Age 18+ Population Who Have Completed Vaccination	60.8%	
Connecticut Rank Among 50 States and DC	2	
Percent of Age 18+ Population Who Have Initiated Vaccination	72.6%	
Connecticut Rank Among 50 States and DC	5	

United States (as of Wednesday May 19, 2021)	Cumulative	Daily
Doses Delivered	349,210,095	1,731,476
Doses Administered	277,290,173	1,801,333
Percent of Age 18+ Population Who Have Completed Vaccination	47.9%	
Percent of Age 18+ Population Who Have Initiated Vaccination	60.2%	

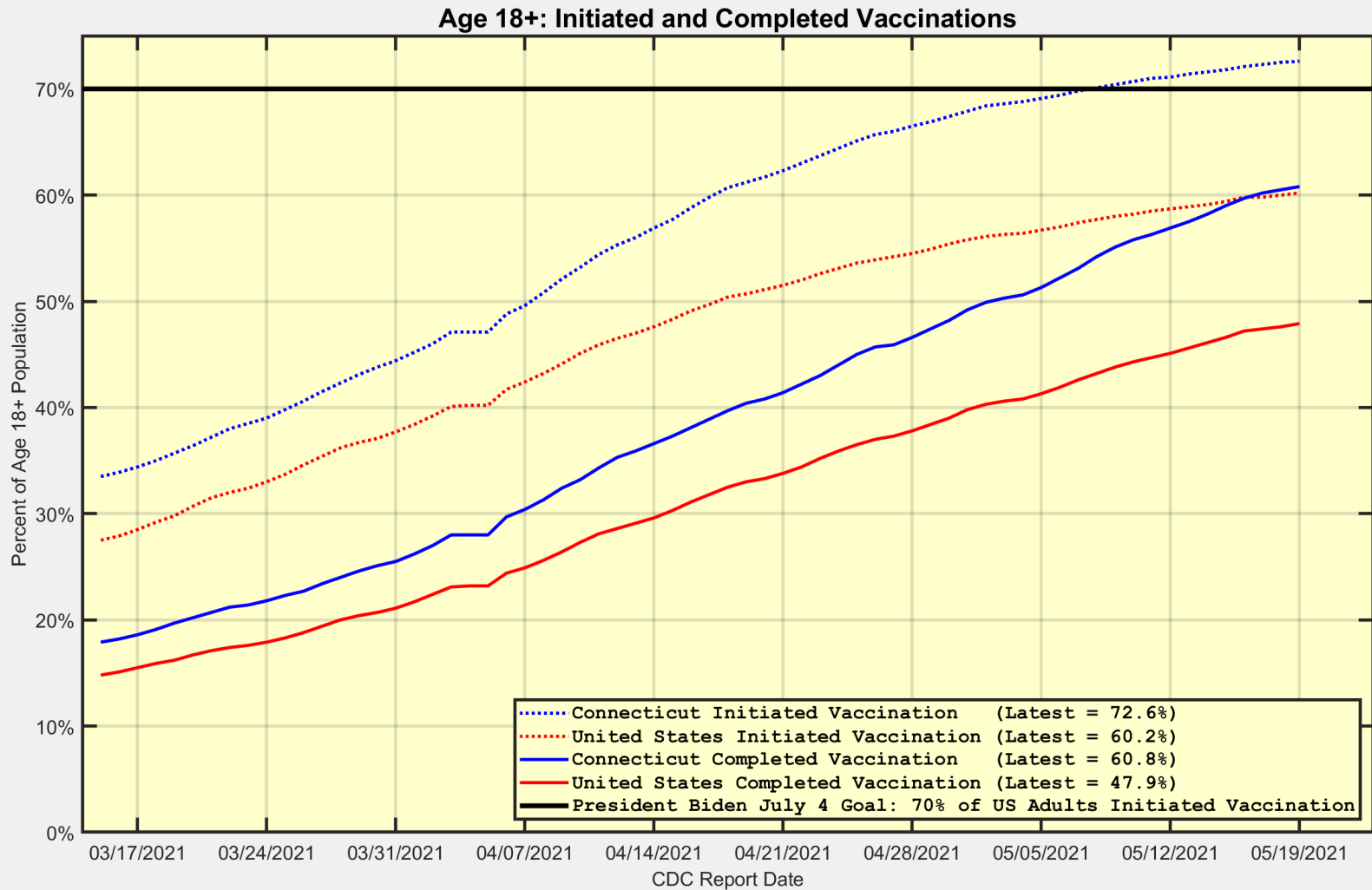
Data Source: <https://covid.cdc.gov/covid-data-tracker/#vaccinations>.

The Daily numbers are the most recent 7-day moving averages.

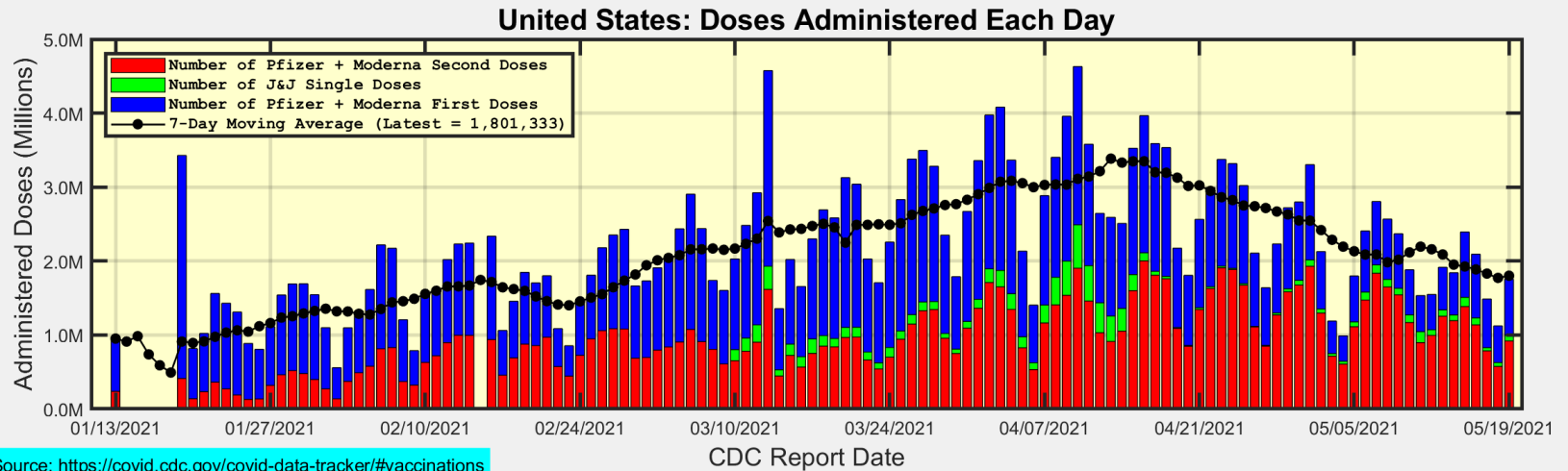
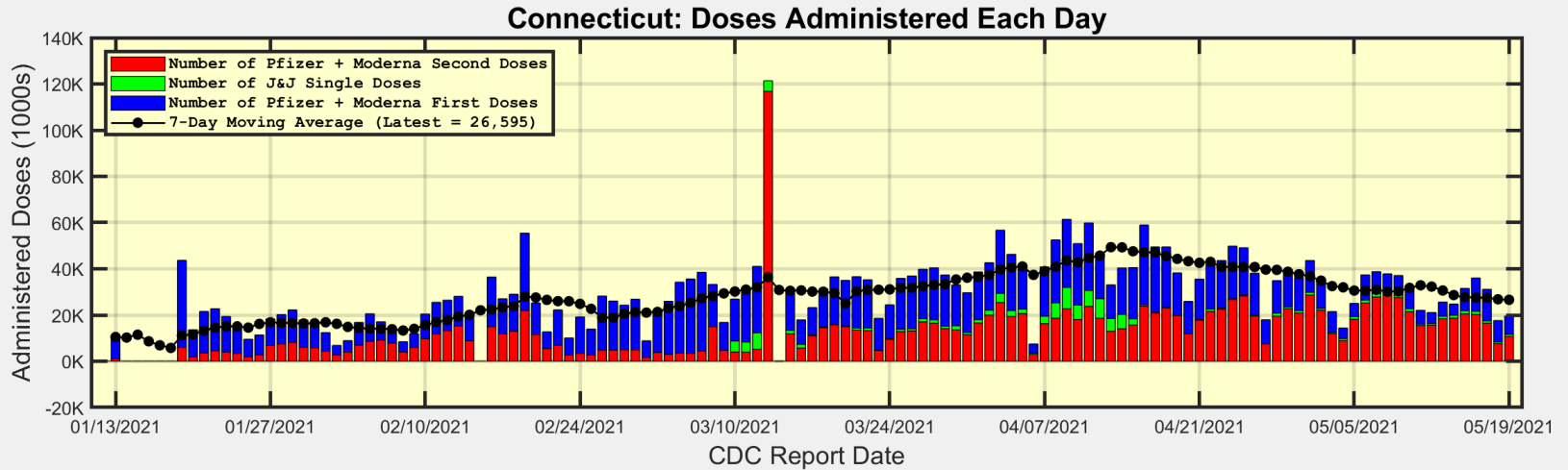
President Biden has set a goal for 70% of the US Age 18+ population to have Initiated Vaccination by July 4.



Connecticut and US: Age 18+ Initiated and Completed Vaccinations



Number of Doses Administered Each Day



Data Source: <https://covid.cdc.gov/covid-data-tracker/#vaccinations>



Ridgefield COVID-19 Task Force

Connecticut: First Doses are increasing again, but some people are not returning for Second Doses

