

Connecticut Vaccination Summary

Ridgefield COVID-19 Task Force



Data downloaded from
<https://covid.cdc.gov/covid-data-tracker/#vaccinations>

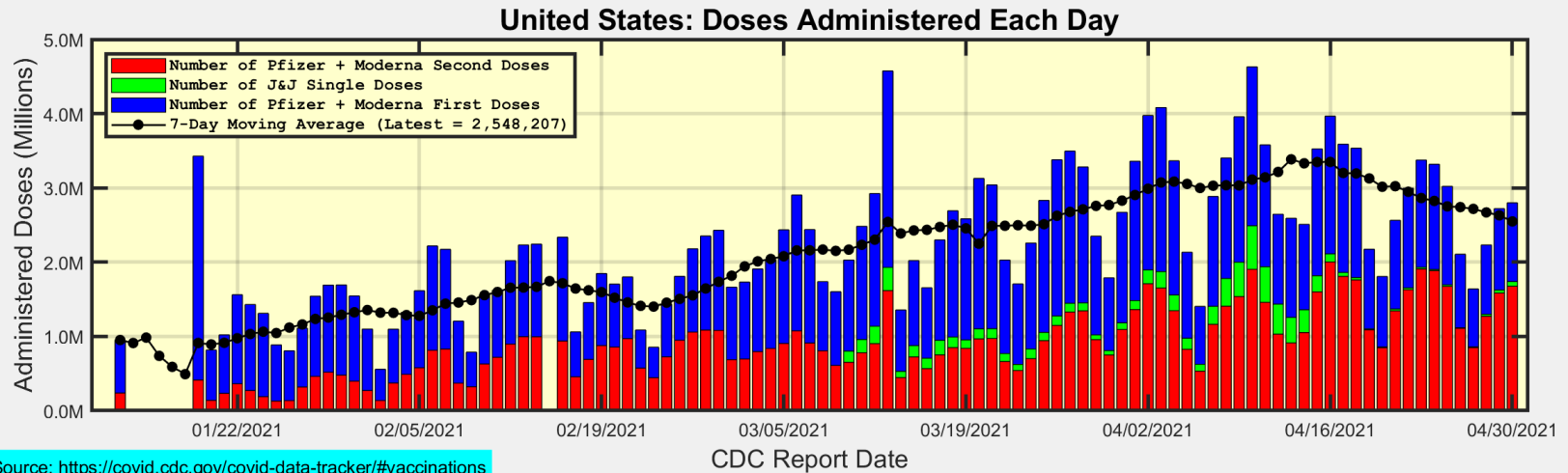
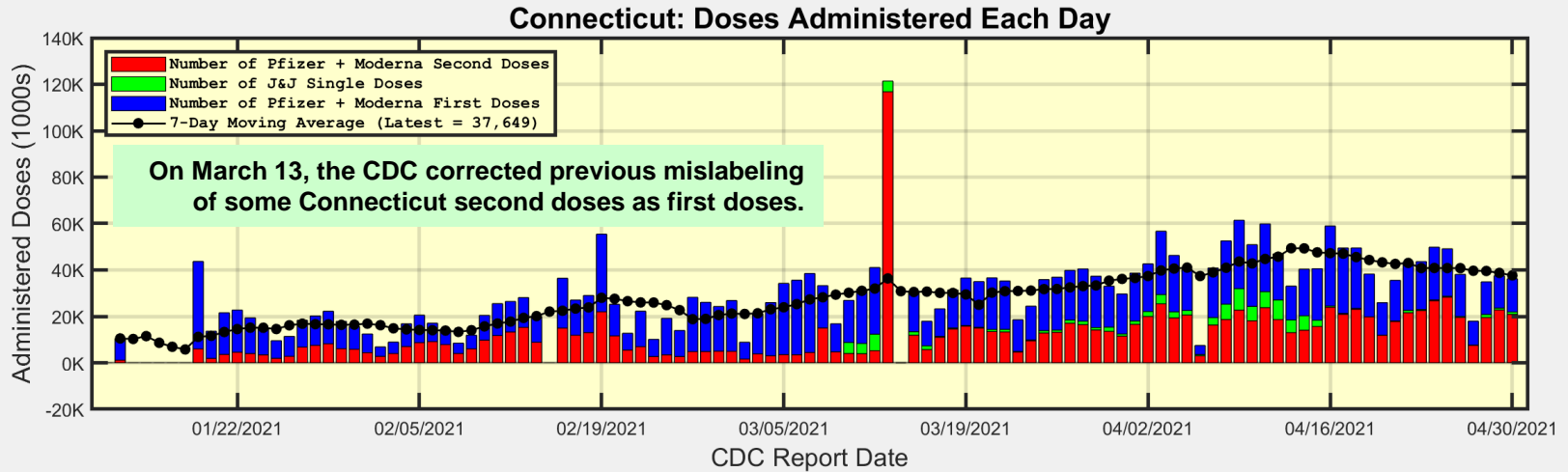
Friday, April 30, 2021

Connecticut and US Vaccination Summary

Connecticut (as of Friday April 30, 2021)	Cumulative	Daily
Doses Delivered	3,875,845	27,050
Doses Administered	3,220,725	37,649
Percent of Population Who Have Completed Vaccination	38.50%	
Connecticut Rank Among 50 States and DC	2	
Percent of Population Who Have Initiated Vaccination	54.77%	
Connecticut Rank Among 50 States and DC	3	
United States (as of Friday April 30, 2021)	Cumulative	Daily
Doses Delivered	308,774,155	3,239,853
Doses Administered	240,159,677	2,548,207
Percent of Population Who Have Completed Vaccination	30.64%	
Percent of Population Who Have Initiated Vaccination	43.77%	
Data Source: https://covid.cdc.gov/covid-data-tracker/#vaccinations .		
The Daily numbers are the most recent 7-day moving averages.		



Number of Doses Administered Each Day

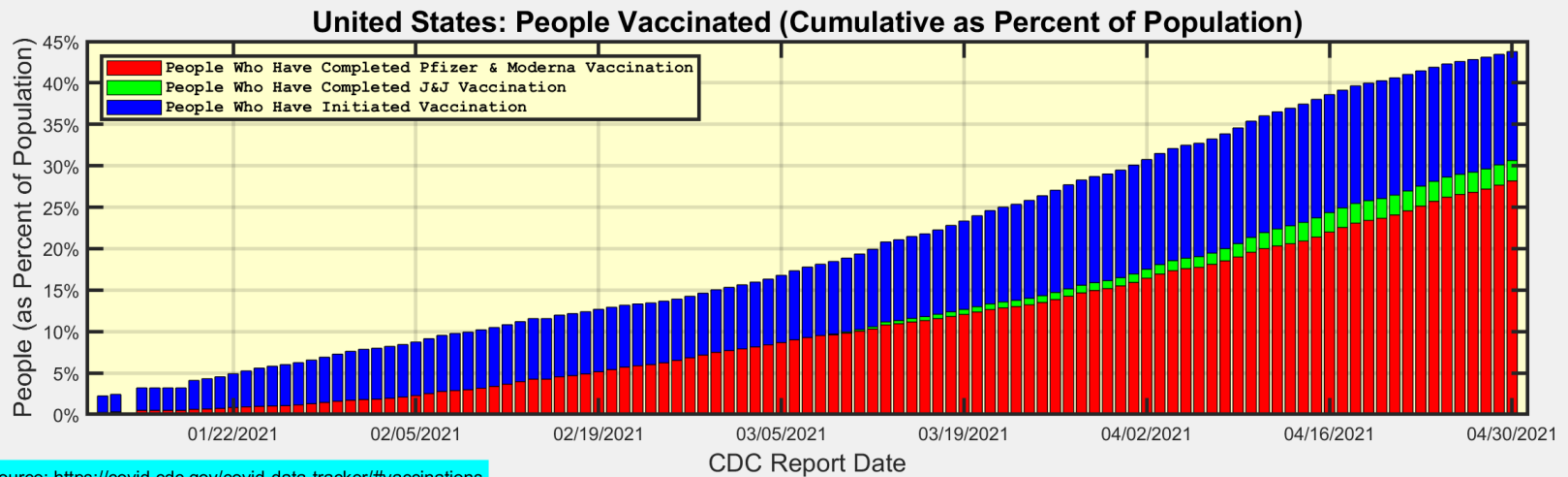
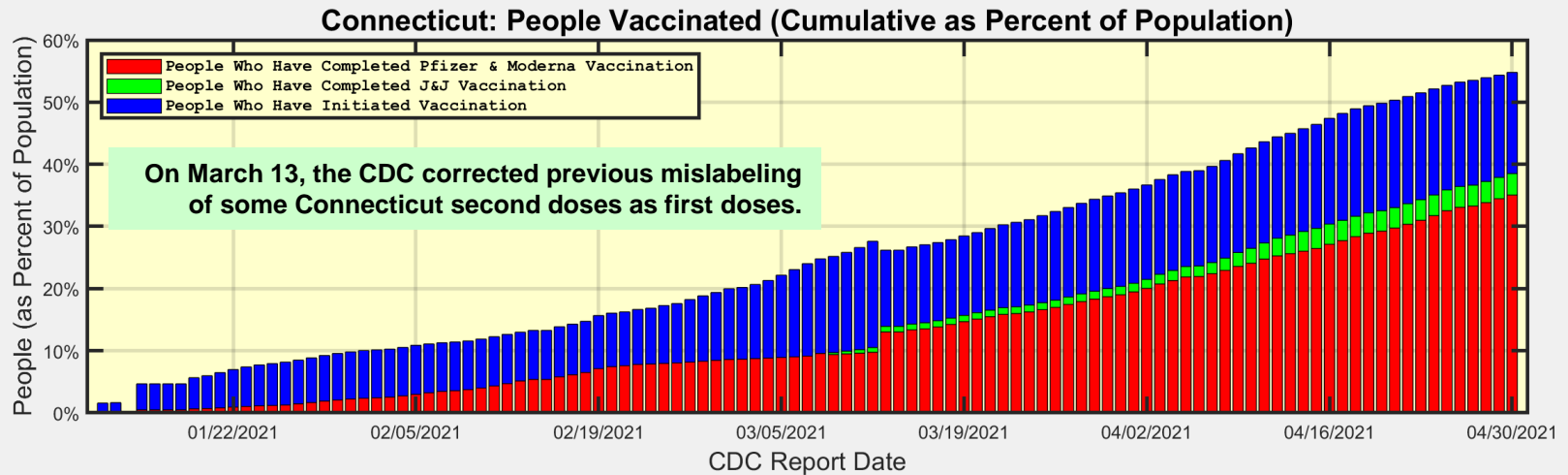


Data Source: <https://covid.cdc.gov/covid-data-tracker/#vaccinations>



Ridgefield COVID-19 Task Force

Cumulative Number of People Vaccinated (as Percent of Population)



Data Source: <https://covid.cdc.gov/covid-data-tracker/#vaccinations>



CDC Weekly Allocations for Connecticut

