


Connecticut Vaccination Summary

Ridgefield COVID-19 Task Force



Data downloaded from
<https://covid.cdc.gov/covid-data-tracker/#vaccinations>

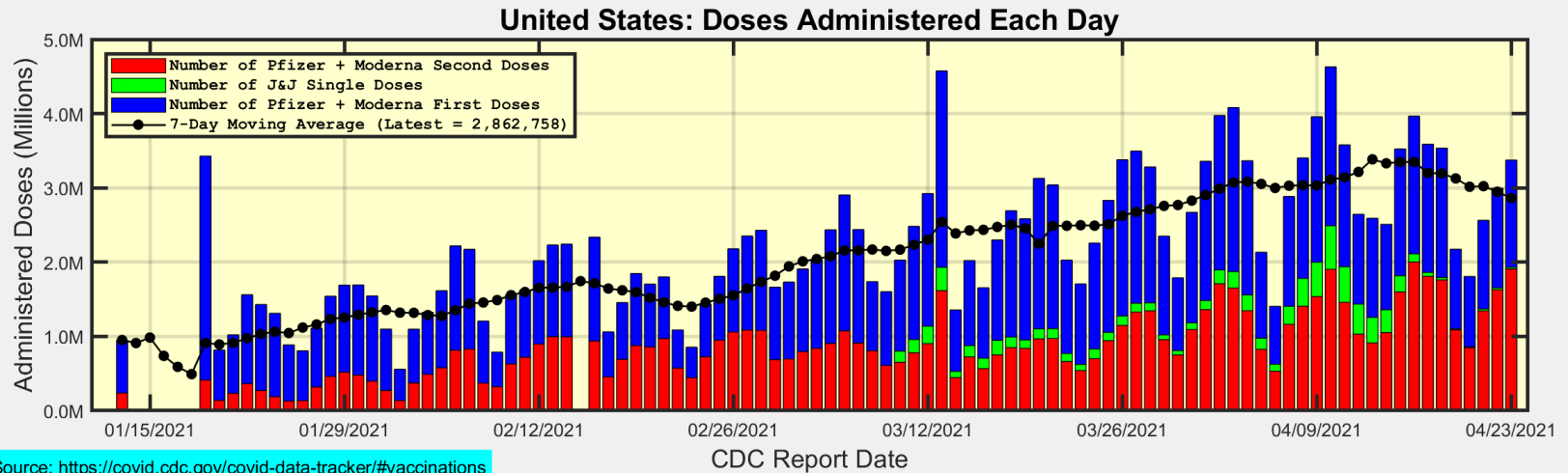
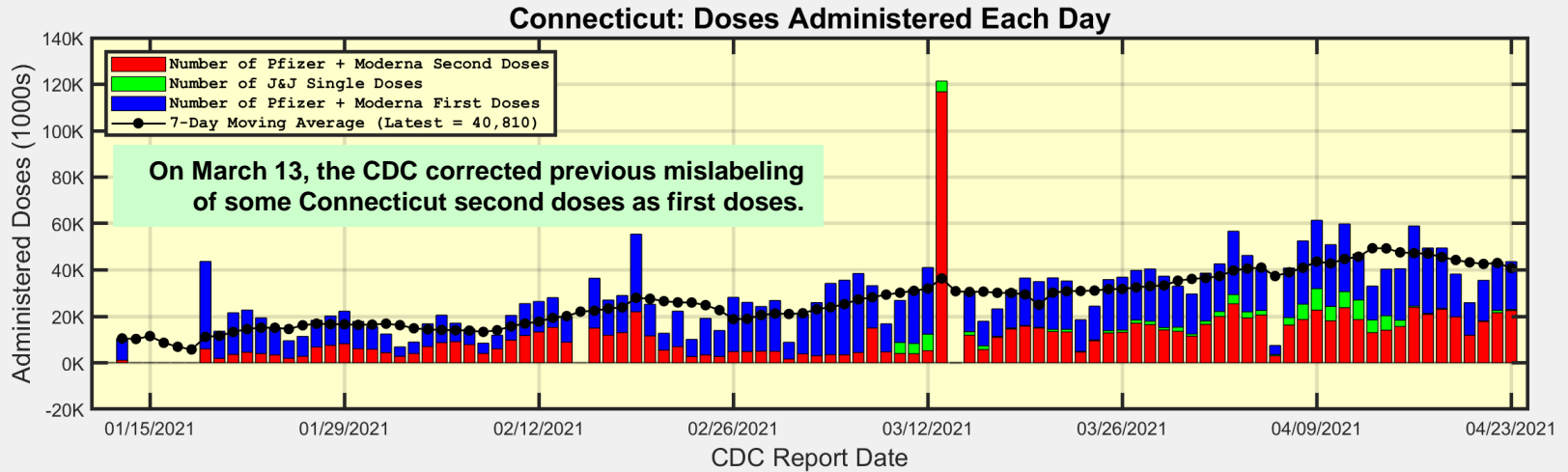
Friday, April 23, 2021

Connecticut and US Vaccination Summary

Connecticut (as of Friday April 23, 2021)	Cumulative	Daily
Doses Delivered	3,686,495	51,409
Doses Administered	2,957,181	40,810
Percent of Population Who Have Completed Vaccination	34.31%	
Connecticut Rank Among 50 States and DC	3	
Percent of Population Who Have Initiated Vaccination	51.50%	
Connecticut Rank Among 50 States and DC	2	
United States (as of Friday April 23, 2021)	Cumulative	Daily
Doses Delivered	286,095,185	3,941,767
Doses Administered	222,322,230	2,862,758
Percent of Population Who Have Completed Vaccination	27.55%	
Percent of Population Who Have Initiated Vaccination	41.46%	
Data Source: https://covid.cdc.gov/covid-data-tracker/#vaccinations . The Daily numbers are the most recent 7-day moving averages.		



Number of Doses Administered Each Day

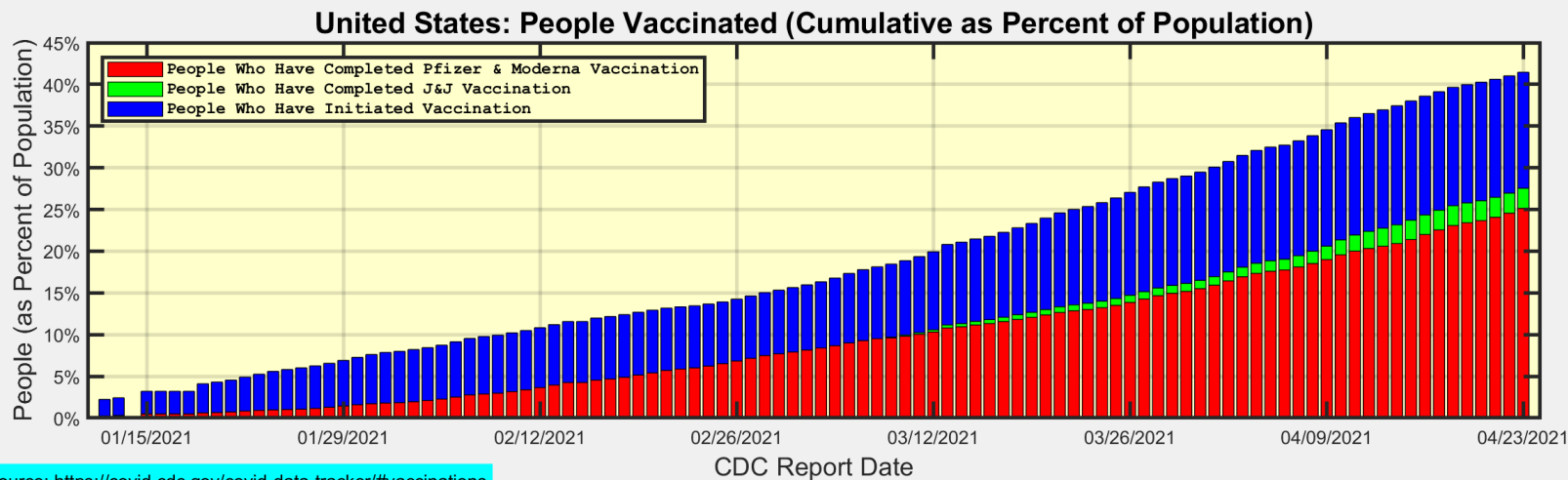
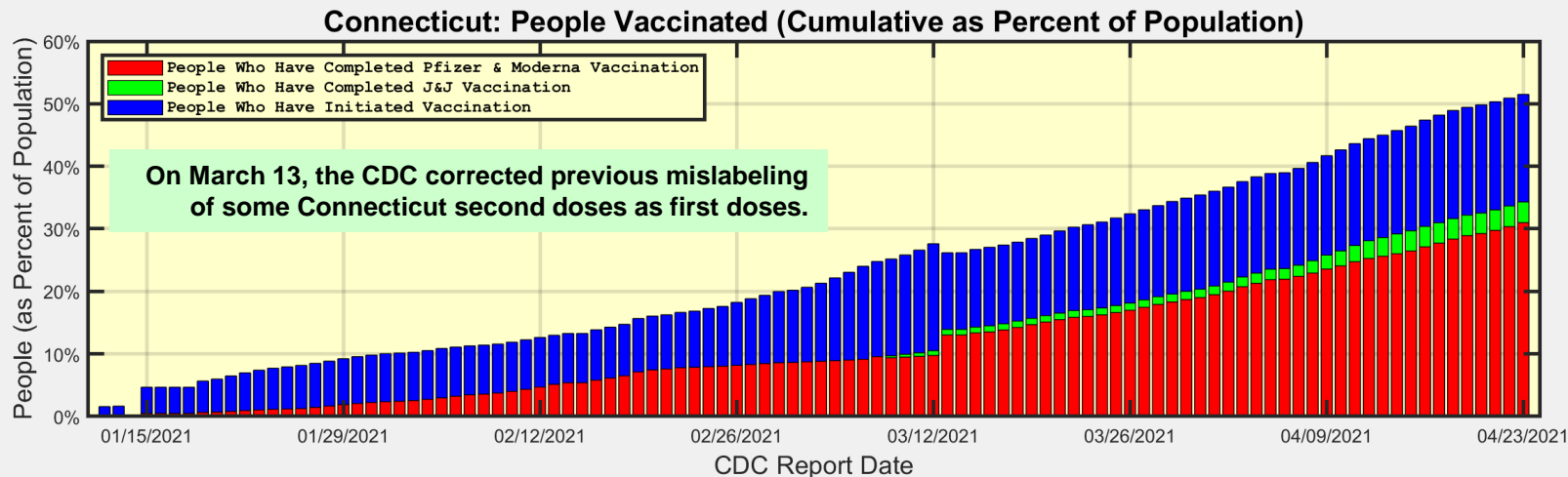


Data Source: <https://covid.cdc.gov/covid-data-tracker/#vaccinations>



Ridgefield COVID-19 Task Force

Cumulative Number of People Vaccinated (as Percent of Population)



Data Source: <https://covid.cdc.gov/covid-data-tracker/#vaccinations>



Ridgefield COVID-19 Task Force

Connecticut New Cases in Age 70+ are decreasing rapidly ... this appears to be due to increased vaccinations

