

Connecticut Vaccination Summary

Ridgefield COVID-19 Task Force



Data downloaded from
<https://covid.cdc.gov/covid-data-tracker/#vaccinations>

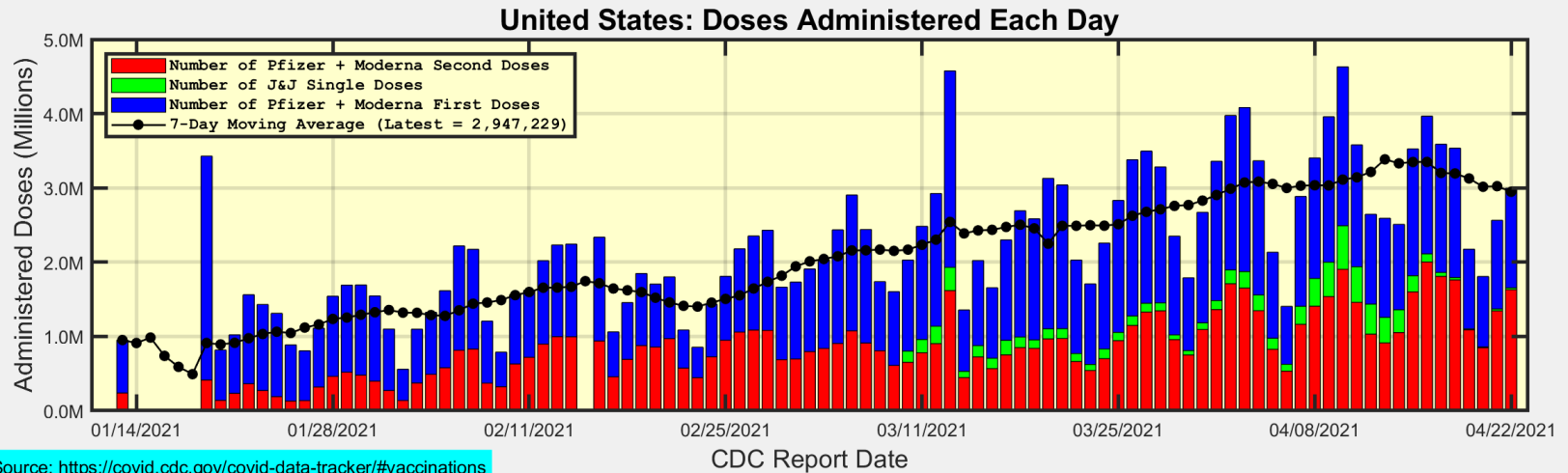
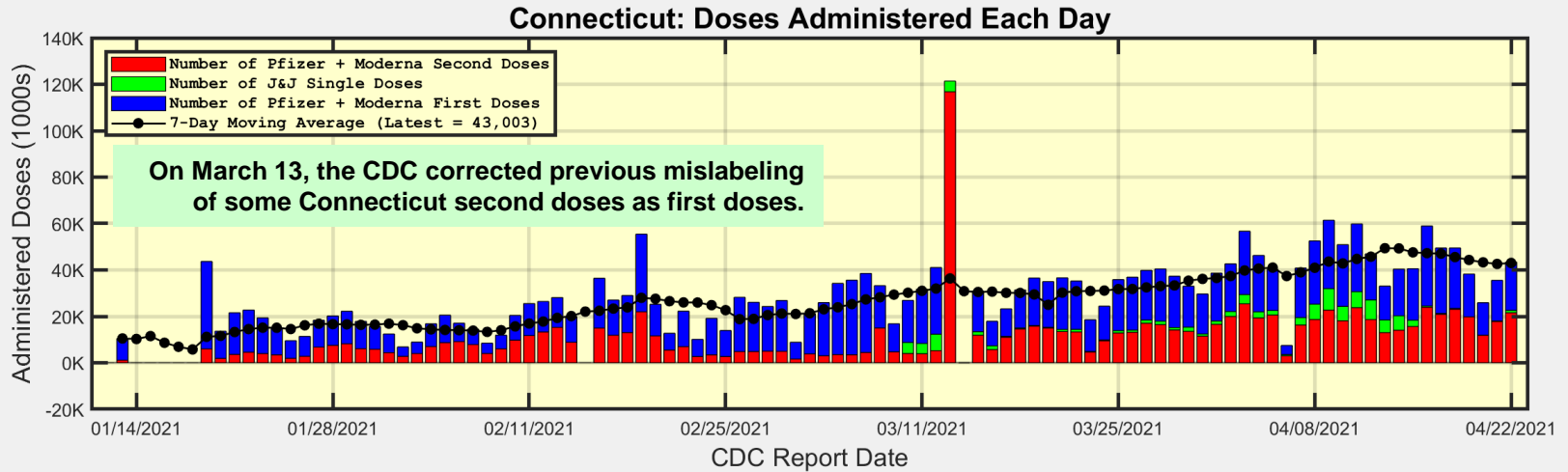
Thursday, April 22, 2021

Connecticut and US Vaccination Summary

Connecticut (as of Thursday April 22, 2021)	Cumulative	Daily
Doses Delivered	3,588,735	48,780
Doses Administered	2,913,574	43,003
Percent of Population Who Have Completed Vaccination	33.66%	
Connecticut Rank Among 50 States and DC	2	
Percent of Population Who Have Initiated Vaccination	50.91%	
Connecticut Rank Among 50 States and DC	2	
United States (as of Thursday April 22, 2021)	Cumulative	Daily
Doses Delivered	282,183,915	3,826,179
Doses Administered	218,947,643	2,947,229
Percent of Population Who Have Completed Vaccination	26.96%	
Percent of Population Who Have Initiated Vaccination	41.02%	
Data Source: https://covid.cdc.gov/covid-data-tracker/#vaccinations . The Daily numbers are the most recent 7-day moving averages.		



Number of Doses Administered Each Day

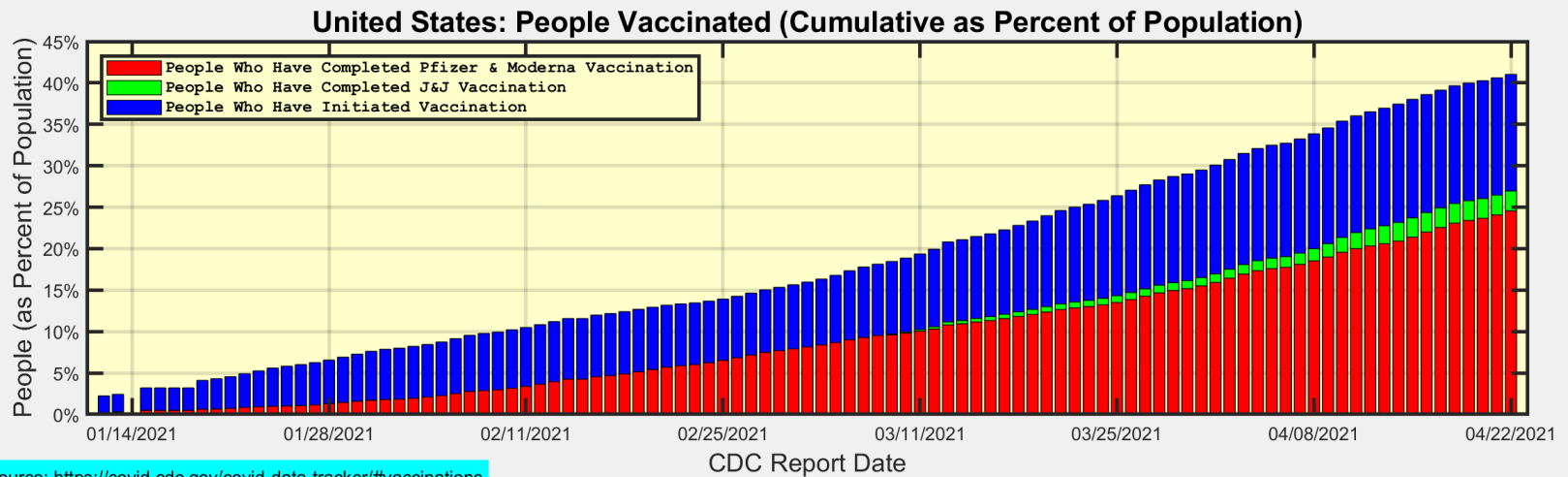
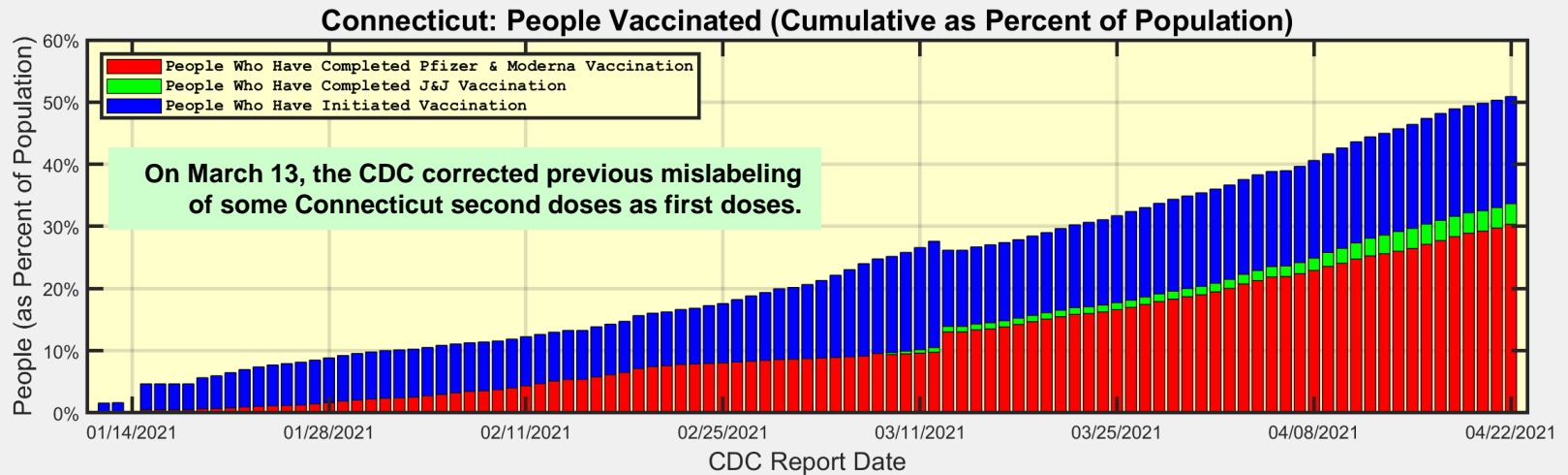


Data Source: <https://covid.cdc.gov/covid-data-tracker/#vaccinations>



Ridgefield COVID-19 Task Force

Cumulative Number of People Vaccinated (as Percent of Population)



Data Source: <https://covid.cdc.gov/covid-data-tracker/#vaccinations>



Connecticut New Cases in Age 70+ are decreasing rapidly ... this appears to be due to increased vaccinations

