

Connecticut Vaccination Summary

Ridgefield COVID-19 Task Force



Data downloaded from
<https://covid.cdc.gov/covid-data-tracker/#vaccinations>

Tuesday, March 09, 2021

Connecticut and US Vaccination Summary

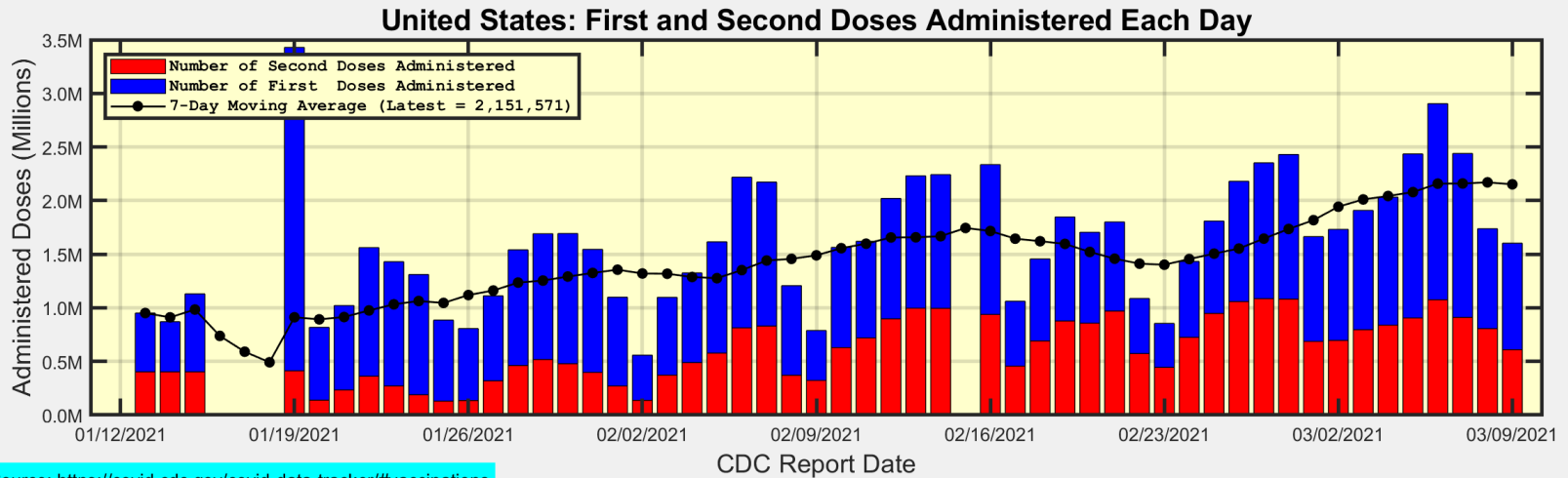
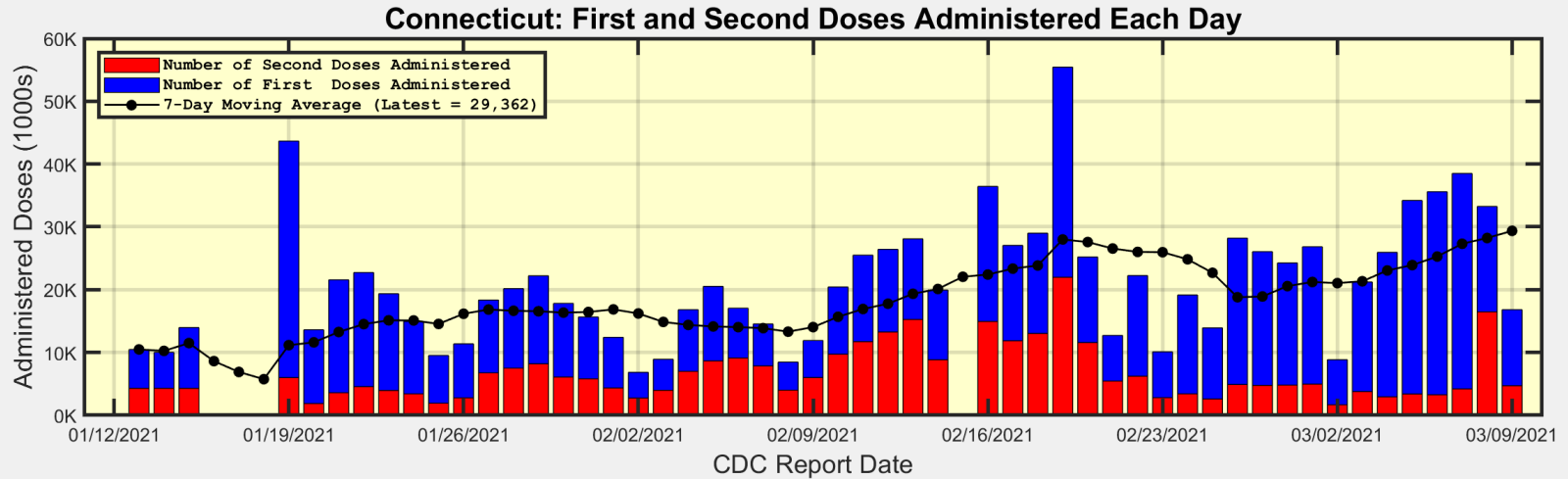
Connecticut (as of Tuesday March 09, 2021)	Cumulative	Daily
Doses Delivered	1,525,915	34,854
Doses Administered	1,245,687	29,362
Percent of Population Who Have Completed Vaccination	9.69%	
Percent of Population Who Have Initiated Vaccination	25.18%	
Connecticut Rank Among 50 States and DC	3	
United States (as of Tuesday March 09, 2021)	Cumulative	Daily
Doses Delivered	123,232,775	2,982,691
Doses Administered	93,692,598	2,151,571
Percent of Population Who Have Completed Vaccination	9.70%	
Percent of Population Who Have Initiated Vaccination	18.46%	
Data Source: https://covid.cdc.gov/covid-data-tracker/#vaccinations. The Daily numbers are the most recent 7-day moving averages.		

The numbers reported by the CDC (shown here) for Connecticut differ from those reported by the CT DPH.

In particular, the CDC incorrectly labels some second doses as first doses, and hence under-estimates the number of Connecticut residents who have completed vaccination.



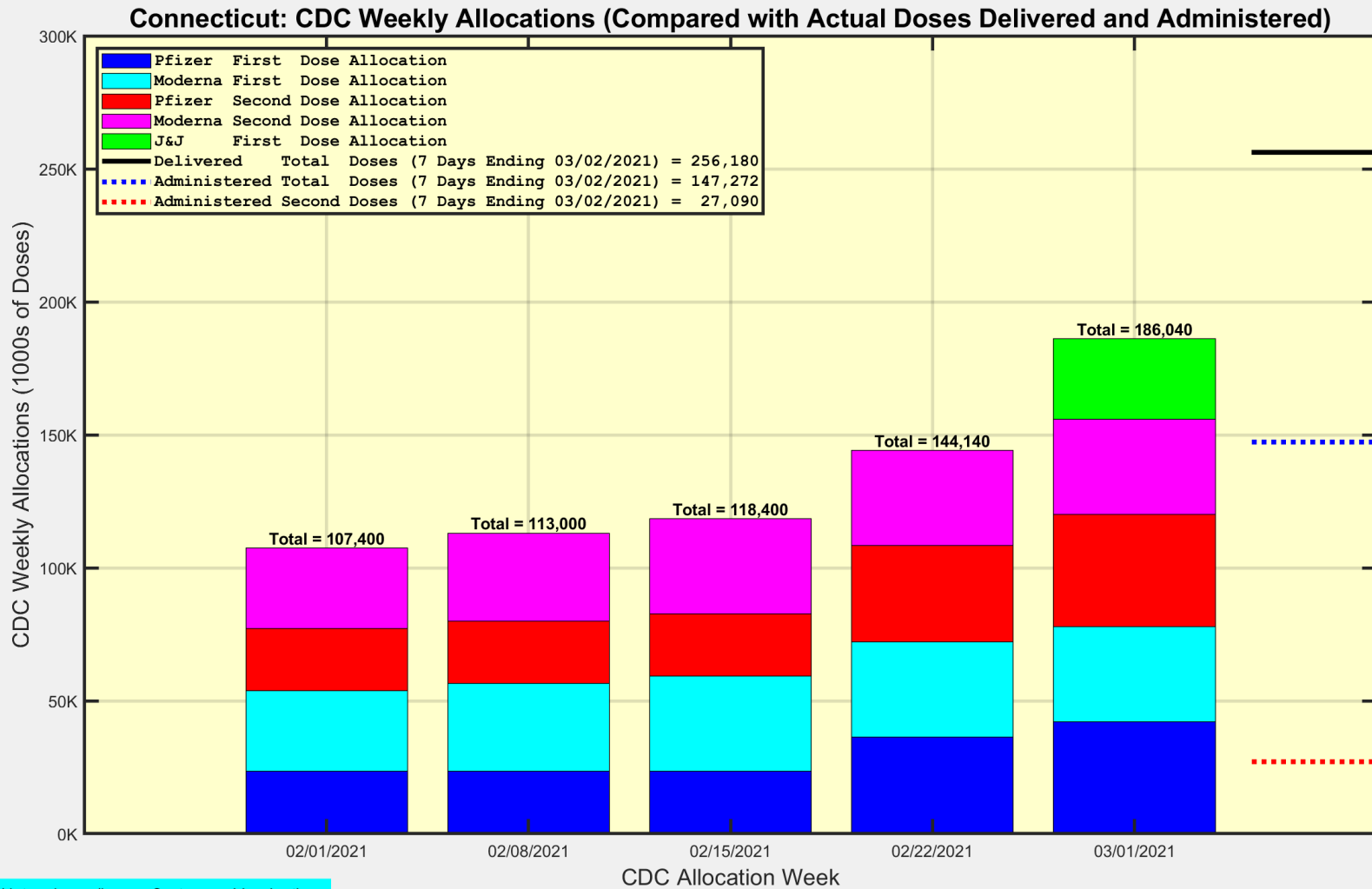
First and Second Doses Administered Each Day



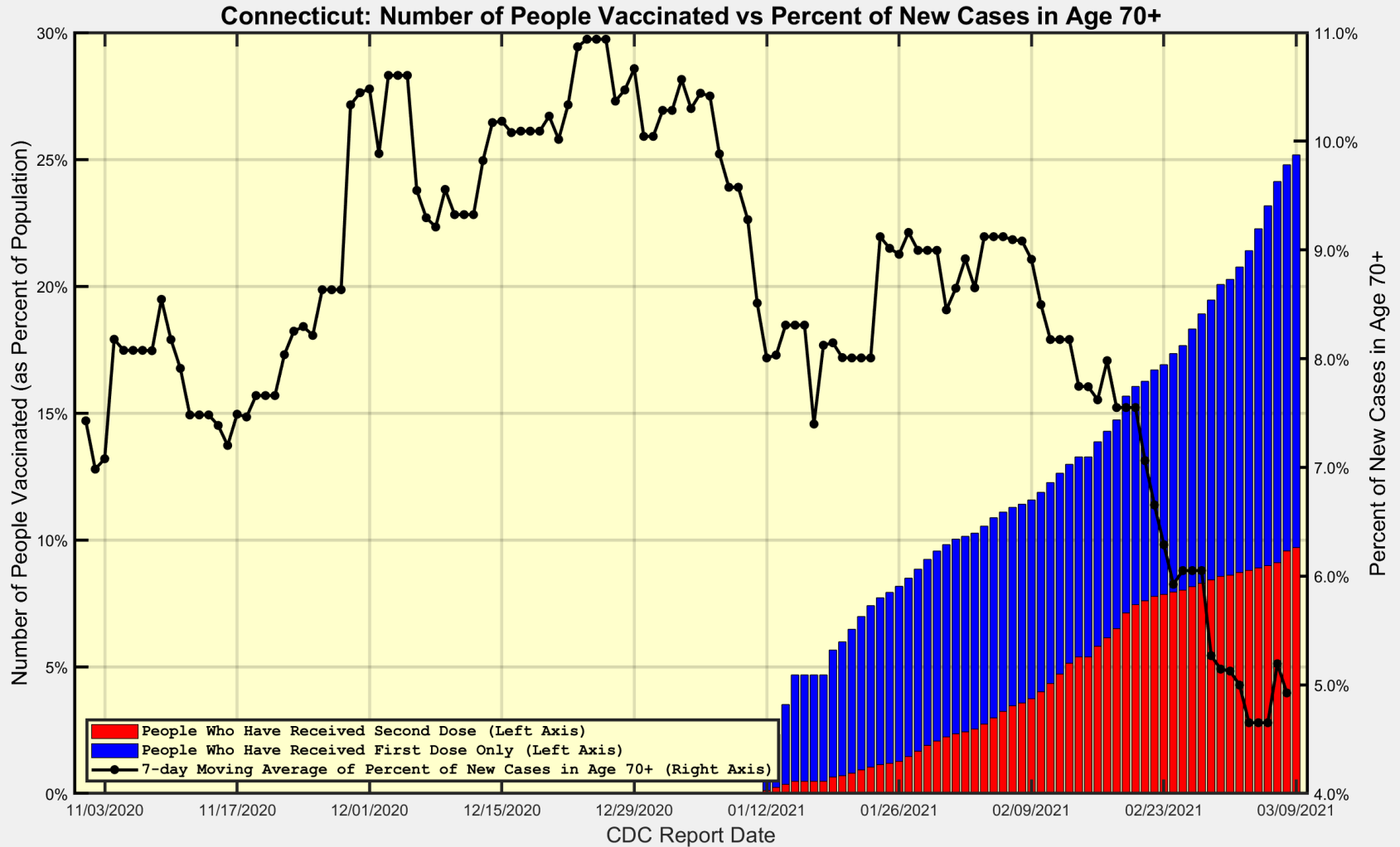
Data Source: <https://covid.cdc.gov/covid-data-tracker/#vaccinations>



Connecticut just received an allocation of 30,200 J&J vaccines for this week

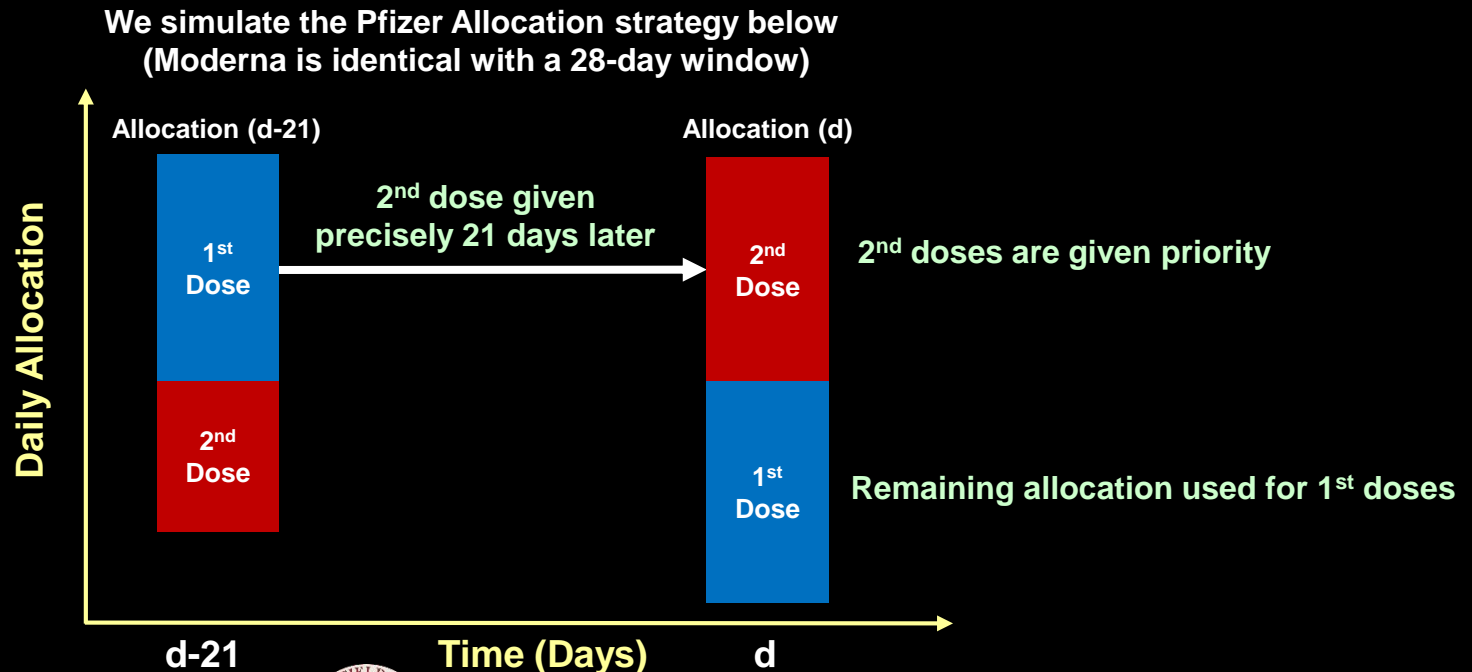


Connecticut New Cases in Age 70+ are decreasing rapidly ... this appears to be due to increased vaccinations



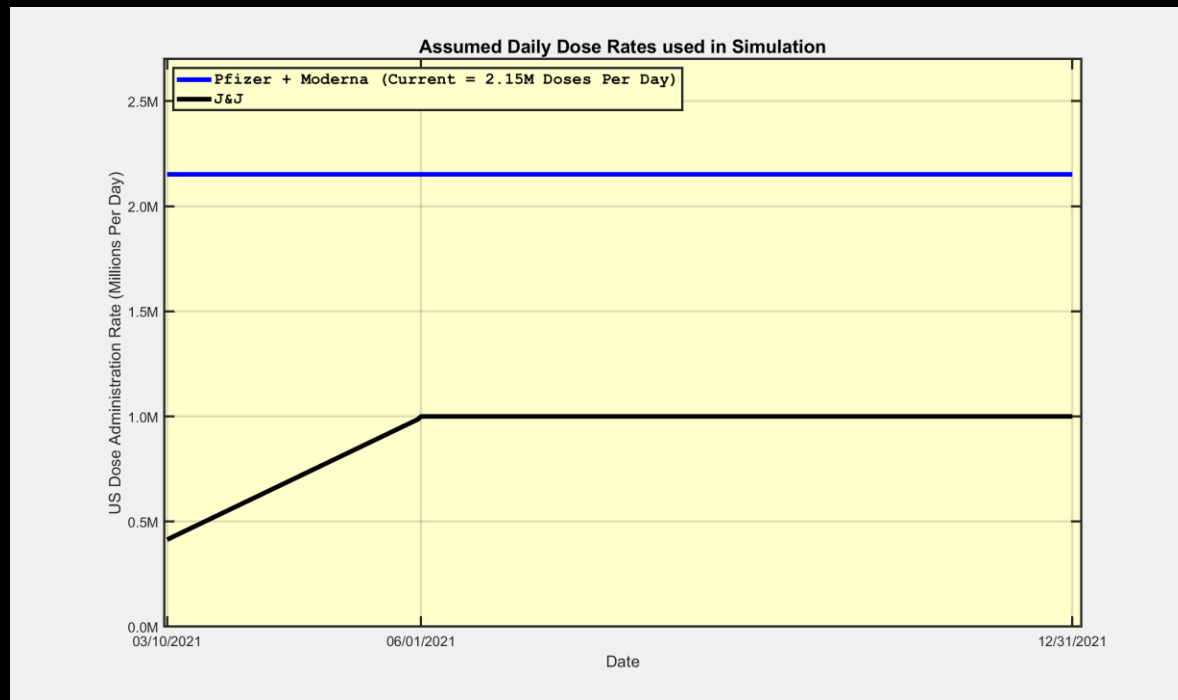
Simulation of Herd Immunity: Assumptions

1. Herd Immunity is achieved when 75% of the US population is fully vaccinated.
2. We replicate known history up to the first day of the simulation.
3. *We do not assume that people previously testing positive are immune ... they are still vaccinated.*
4. All residents eligible for their 2nd dose (21 or 28 days after 1st dose) will *receive it on the required day.*
5. Doses remaining after administering *all required 2nd doses are administered as 1st doses.*
6. Hence, we assume sufficient capacity to *administer all allocated doses without any delay or disposal.*
7. The administered doses are split evenly between Pfizer and Moderna.
8. The Johnson & Johnson vaccine becomes available on March 8 *with only one dose required.*



Simulation of Herd Immunity: Assumed Dose Rates

- The US Pfizer + Moderna Vaccines remain at current levels
- The Johnson & Johnson Vaccine becomes available on March 8
 - There is a linear ramp-up from March 8 (400K doses per day) to June 1 (1M doses per day)
 - *This results in 89.9M doses by June 30 ... consistent with J&J commitment of 100M doses by June 30*



Simulation of Herd Immunity

NOTE: This is a computer simulation based on assumptions that will likely change in the future.

