

Ridgefield COVID Summary

Ridgefield COVID-19 Task Force



Data downloaded from

<https://data.ct.gov/browse?category=Health+and+Human+Services>

<https://covid.cdc.gov/covid-data-tracker/#vaccinations>

Friday, July 01, 2022

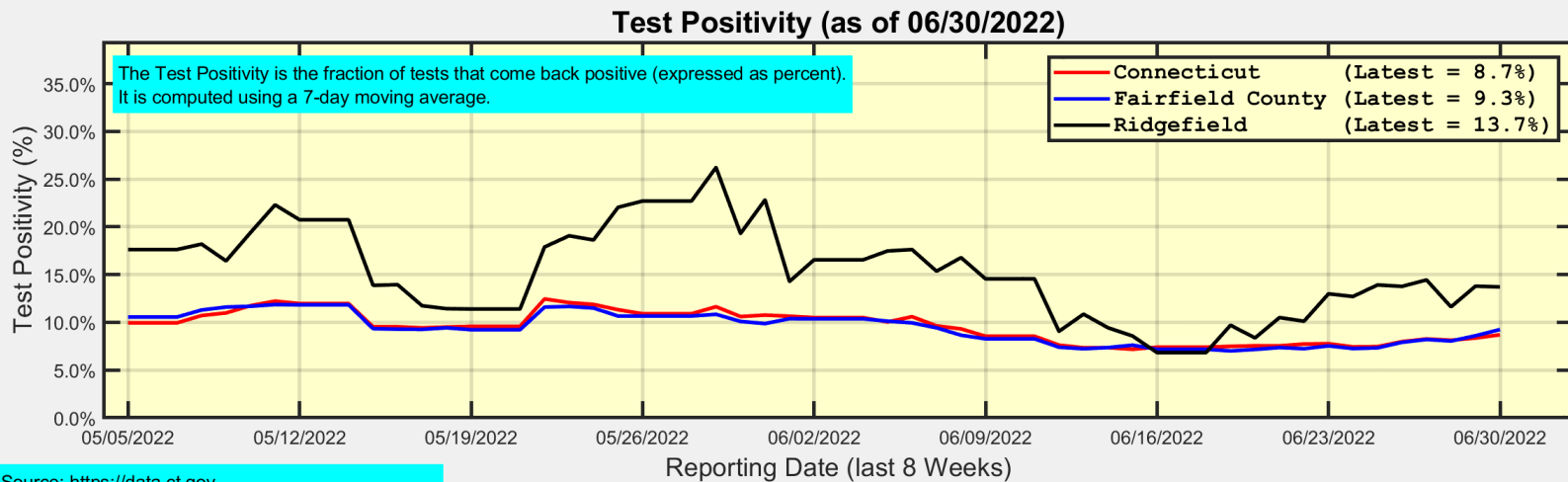
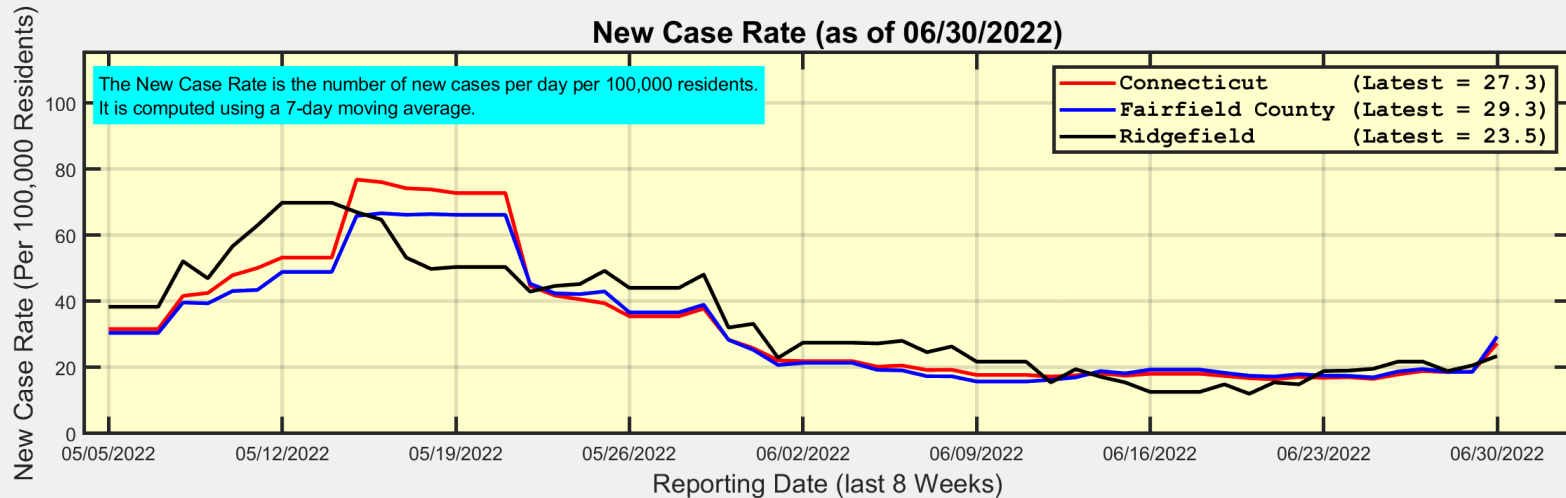
Ridgefield Summary

Ridgefield	Thursday 06/30/2022	Wednesday 06/29/2022
Number of New Cases Reported	13	6
New Case Rate (per 100,000 Residents)	23.5	20.6
New Test Rate (per 100,000 Residents)	171.1	149.4
Test Positivity	13.7%	13.8%
Fairfield County	Thursday 06/30/2022	Wednesday 06/29/2022
Number of New Cases Reported	942	181
New Case Rate (per 100,000 Residents)	29.3	18.6
New Test Rate (per 100,000 Residents)	317.1	216.7
Test Positivity	9.3%	8.6%
Currently Hospitalized	58	57

Data Source: <https://data.ct.gov>. This report reflects data reported to the State through Thursday 06/30/2022.
The New Case Rate, New Test Rate, and Test Positivity are computed using 7-day moving averages.



New Case Rates and Test Positivity for Connecticut, Fairfield County, and Ridgefield



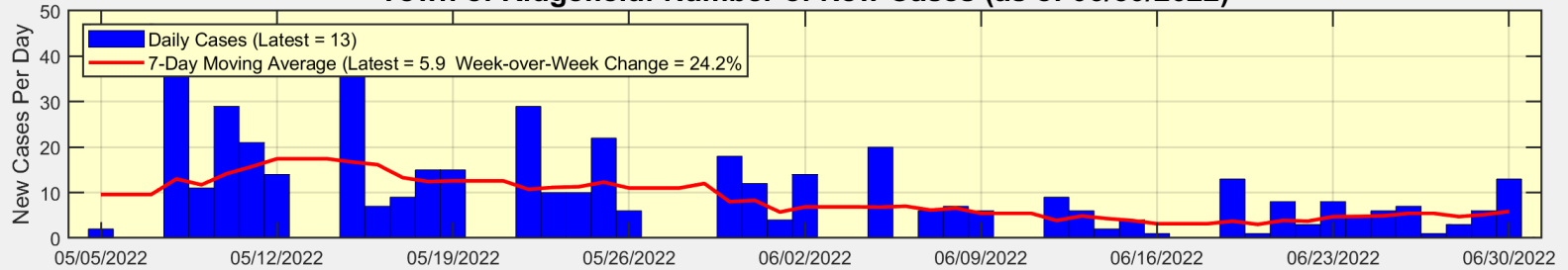
Data Source: <https://data.ct.gov>
Analysis by Rick Lawrence (Ridgefield COVID Task Force)



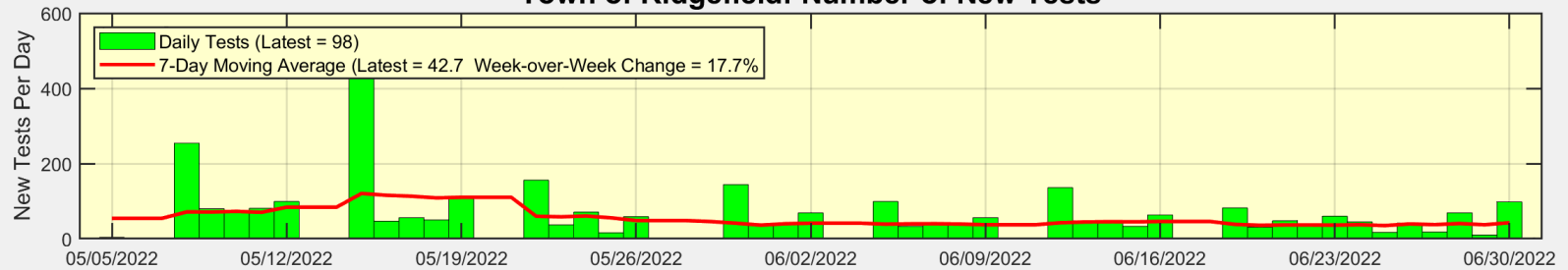
Ridgefield COVID-19 Task Force

New Cases, New Tests, and Test Positivity for Ridgefield

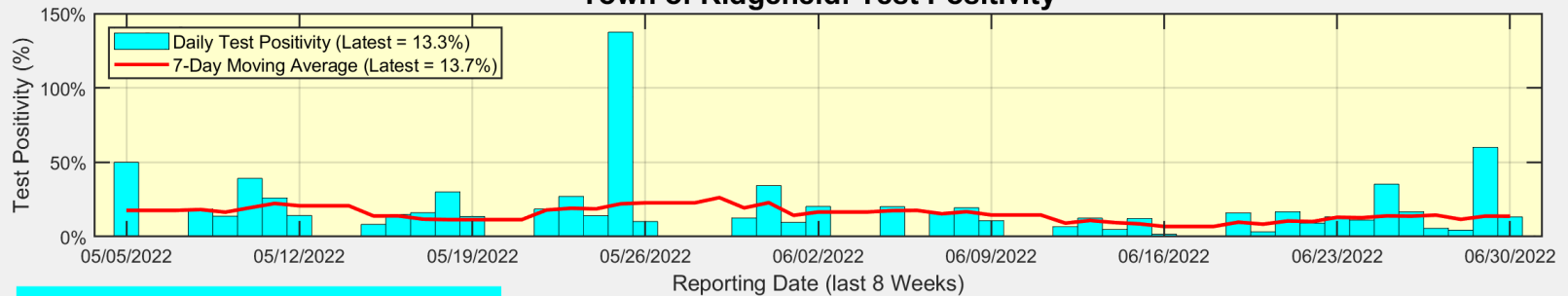
Town of Ridgefield: Number of New Cases (as of 06/30/2022)



Town of Ridgefield: Number of New Tests



Town of Ridgefield: Test Positivity



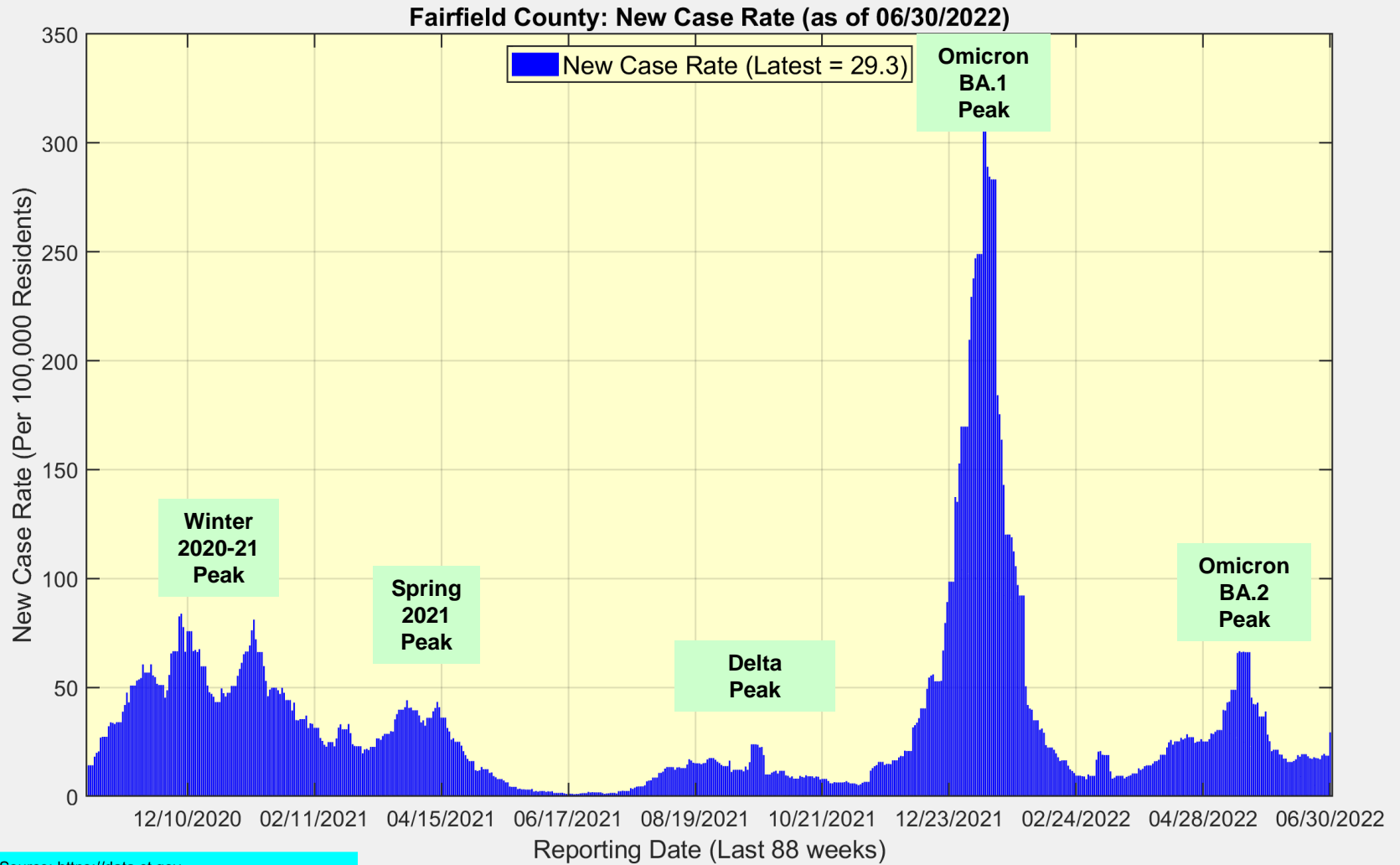
Data Source: <https://data.ct.gov>

Analysis by Rick Lawrence (Ridgefield COVID Task Force)



Ridgefield COVID-19 Task Force

Fairfield County: New Case Rate



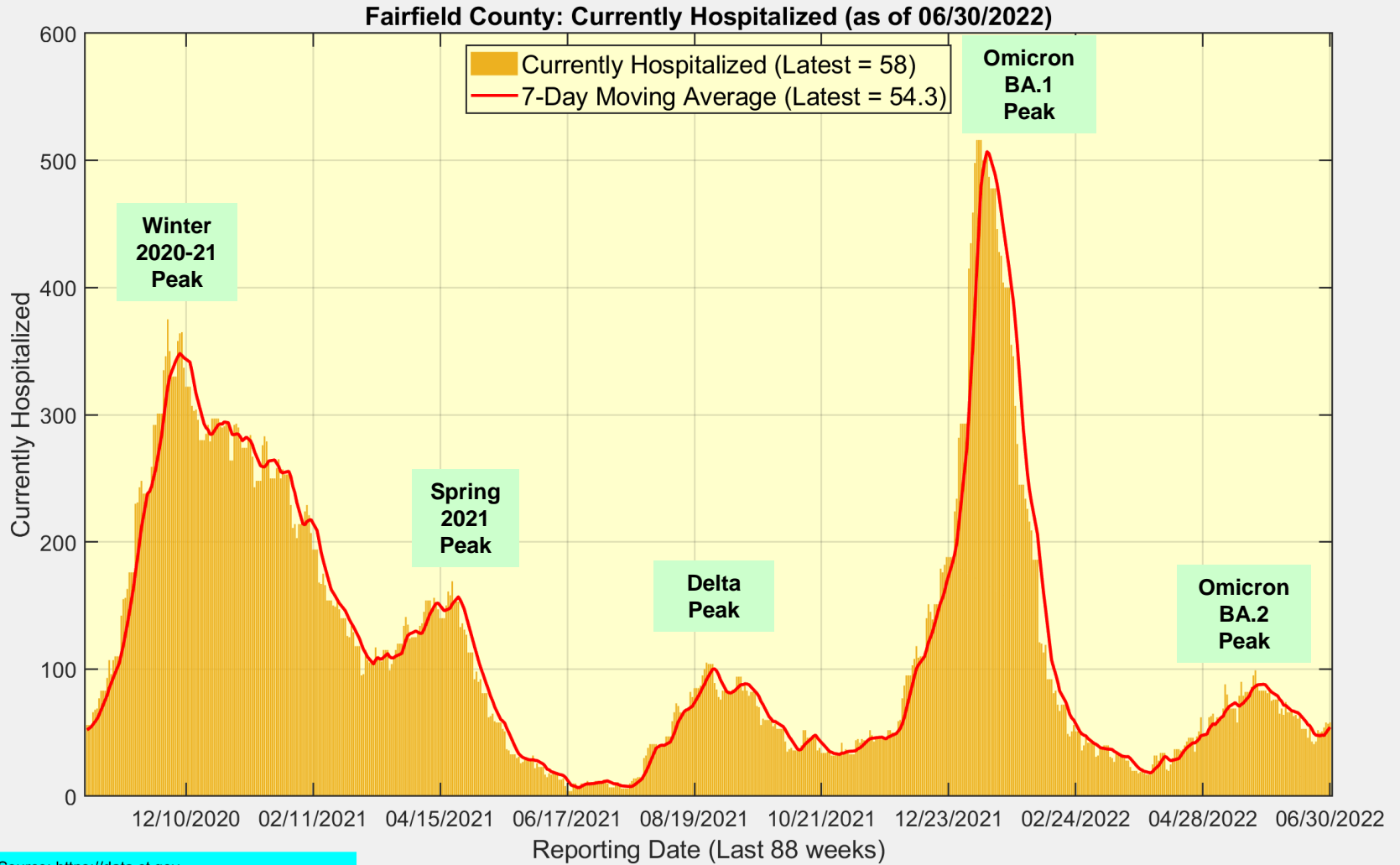
Data Source: <https://data.ct.gov>

Analysis: Rick Lawrence (Ridgefield COVID Task Force)



Ridgefield COVID-19 Task Force

Fairfield County: Currently Hospitalized



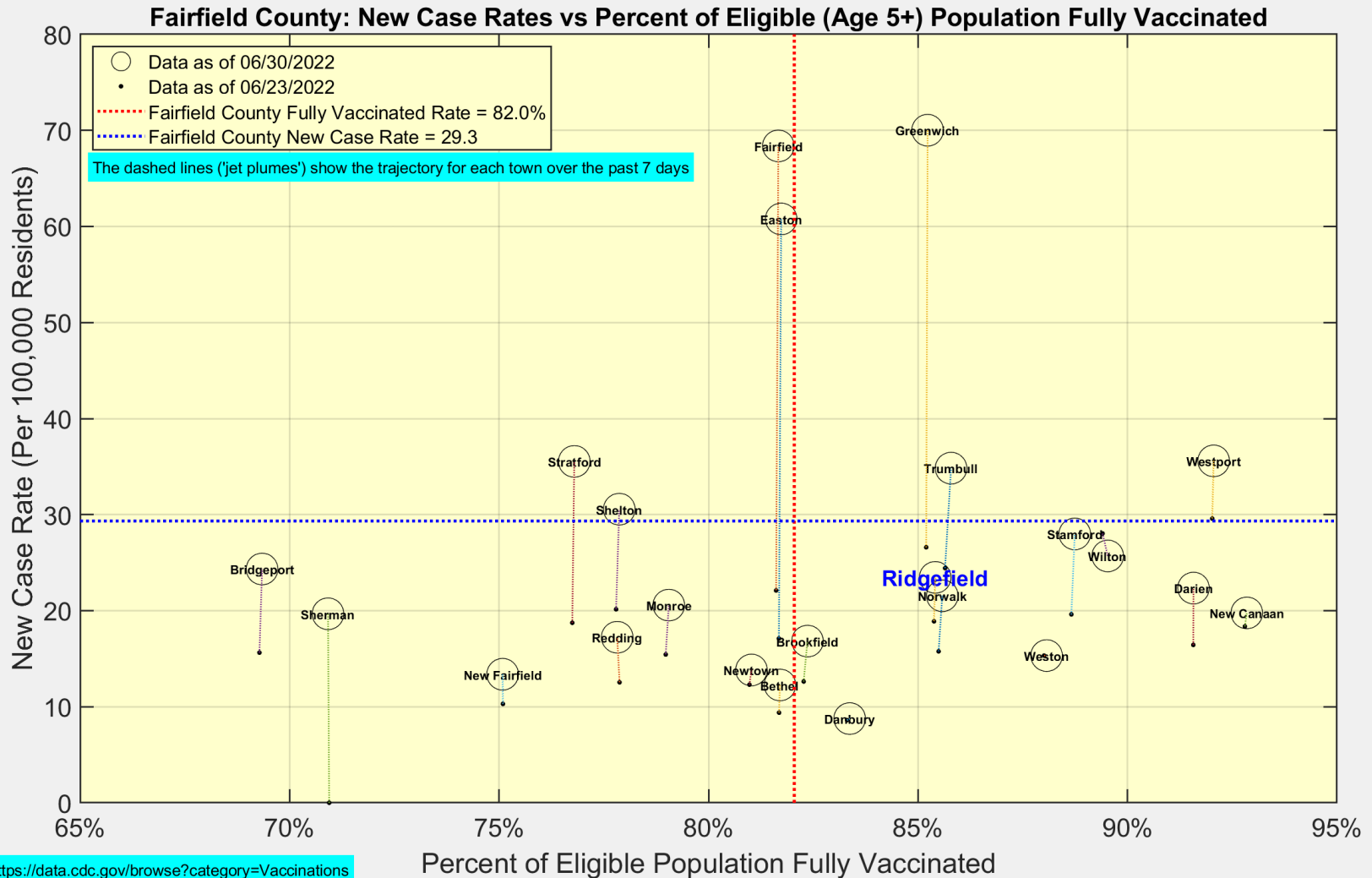
Data Source: <https://data.ct.gov>

Analysis: Rick Lawrence (Ridgefield COVID Task Force)



Ridgefield COVID-19 Task Force

New Case Rates vs Vaccination Rates for Towns in Fairfield County



Connecticut and US Vaccination Summary

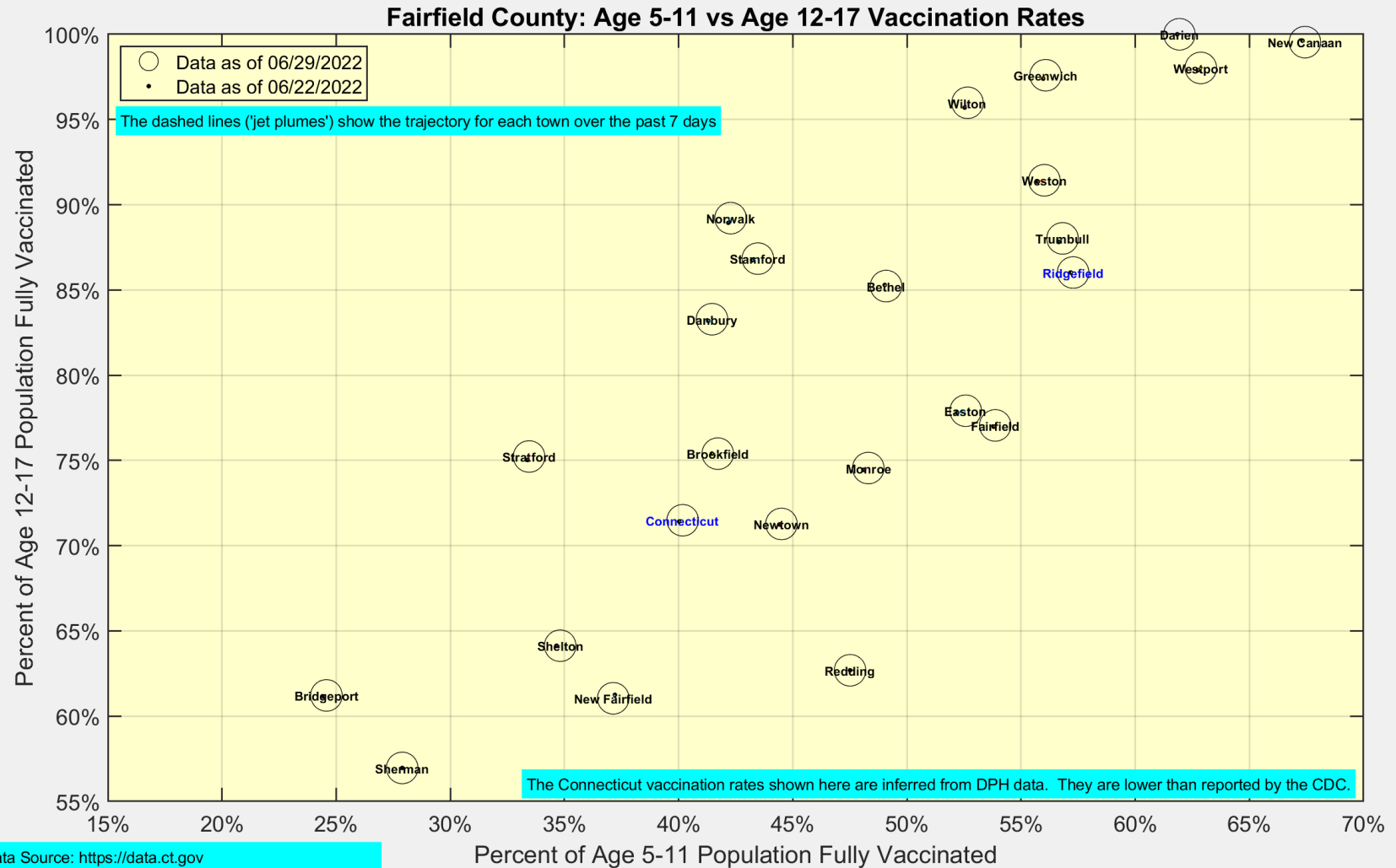
Connecticut (as of Wednesday June 29, 2022)	Cumulative	Daily
Doses Administered	7,871,672	7,471
Percent of Age 5+ Population Who Have Initiated Vaccination Connecticut Rank Among 50 States and DC	95.0% 1	
Percent of Age 5+ Population Who Have Completed Vaccination Connecticut Rank Among 50 States and DC	84.4% 4	
Percent of Age 18+ Population Who Have Received Booster Shot Connecticut Rank Among 50 States and DC	56.9% 15	
Percent of Age 5-11 Population Who Have Completed Vaccination Connecticut Rank Among 50 States and DC	52.3% 5	

United States (as of Wednesday June 29, 2022)	Cumulative	Daily
Doses Administered	596,233,489	776,892
Percent of Age 5+ Population Who Have Initiated Vaccination	83.2%	
Percent of Age 5+ Population Who Have Completed Vaccination	71.2%	
Percent of Age 18+ Population Who Have Received Booster Shot	51.1%	
Percent of Age 5-11 Population Who Have Completed Vaccination	37.0%	

Data Source: <https://covid.cdc.gov/covid-data-tracker/#vaccinations>.
The Daily numbers are the most recent 7-day moving averages.



School-Age Vaccination Rates for Towns in Fairfield County



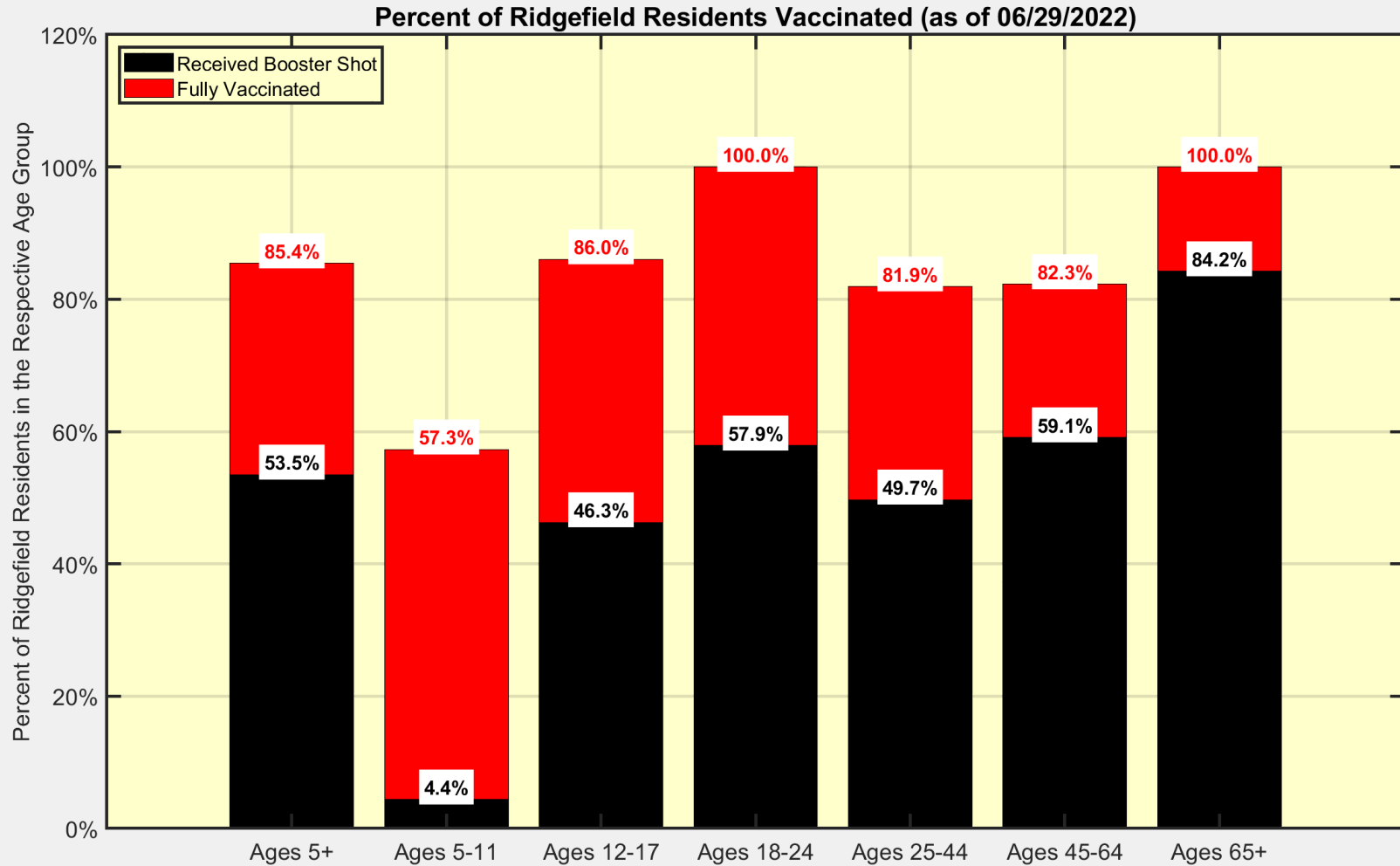
Data Source: <https://data.ct.gov>

Analysis: Rick Lawrence (Ridgefield COVID Task Force)



Ridgefield COVID-19 Task Force

Latest Vaccination Rates for Ridgefield Residents



Data Source: <https://data.ct.gov>

Analysis: Rick Lawrence (Ridgefield COVID Task Force)



Ridgefield COVID-19 Task Force

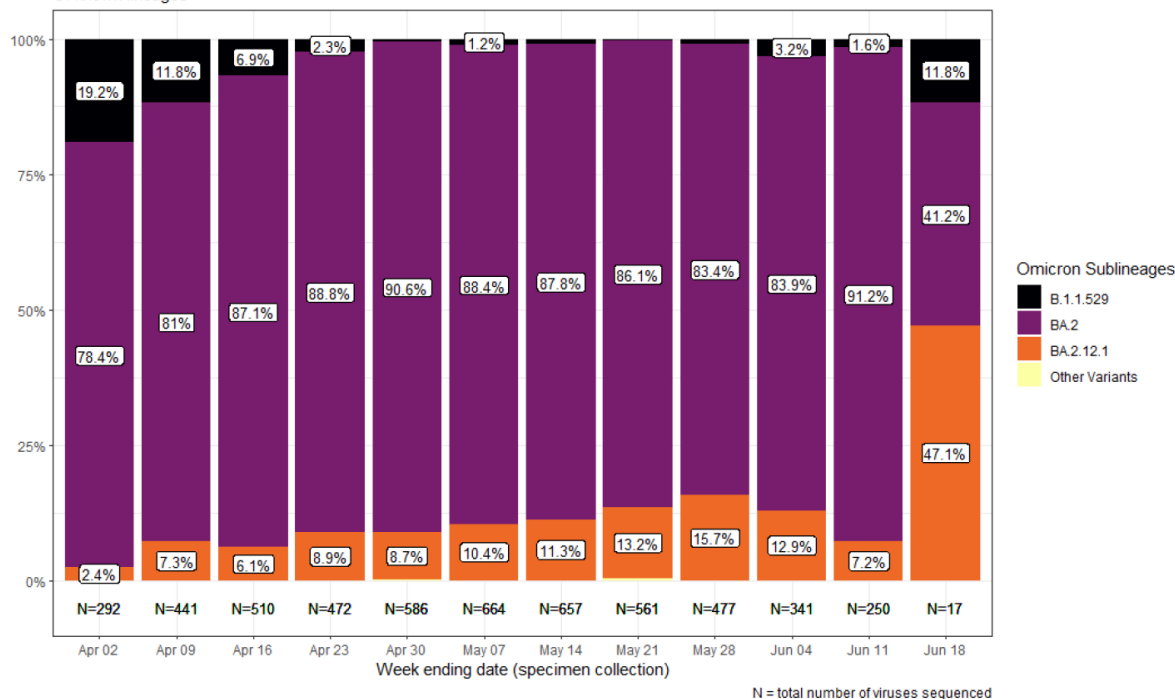
Latest Data for Connecticut shows BA.2 and BA.2.12.1 dominate sequenced specimens

The figure below shows the change in proportion of circulating variants of concern by week reported to DPH through June 29, 2022. Variants identified as Omicron are shown by sublineage and all other variants are included as "Other Variants". Data include sequences from specimens with dates of collection from 03/27/2022–06/19/2022.

As of May 19, 2022, the plot below has been updated to reflect the following changes:

- B.1.1.529 includes B.1.1.529, BA.1, BA.1.1, BA.3, BA.4, BA.5, and their sublineages
- BA.2 includes BA.2 and all sublineages except BA.2.12.1
- BA.2.12.1 includes BA.2.12.1

Proportion of Circulating Omicron Sublineages, CT
Of known lineages



Data Source: <https://portal.ct.gov/-/media/Coronavirus/CTDPHCOVID19summary06302022.pdf>



Ridgefield COVID-19 Task Force