

## Ridgefield COVID Summary

Ridgefield COVID-19 Task Force



Data downloaded from

<https://data.ct.gov/browse?category=Health+and+Human+Services>

<https://covid.cdc.gov/covid-data-tracker/#vaccinations>

Thursday, June 30, 2022

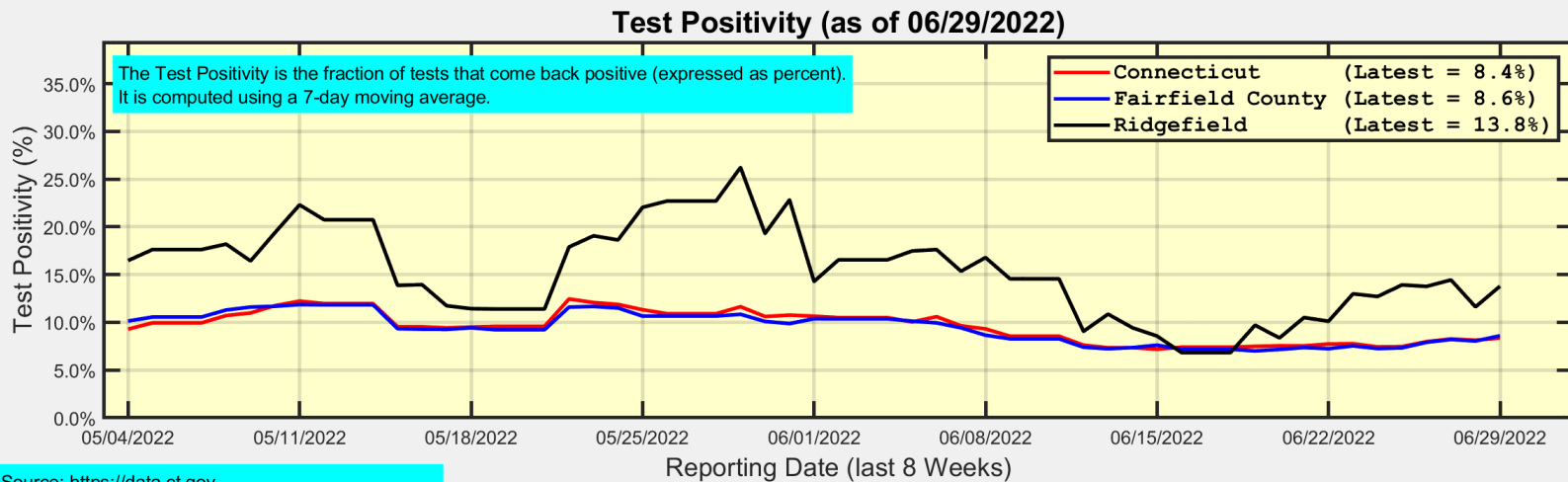
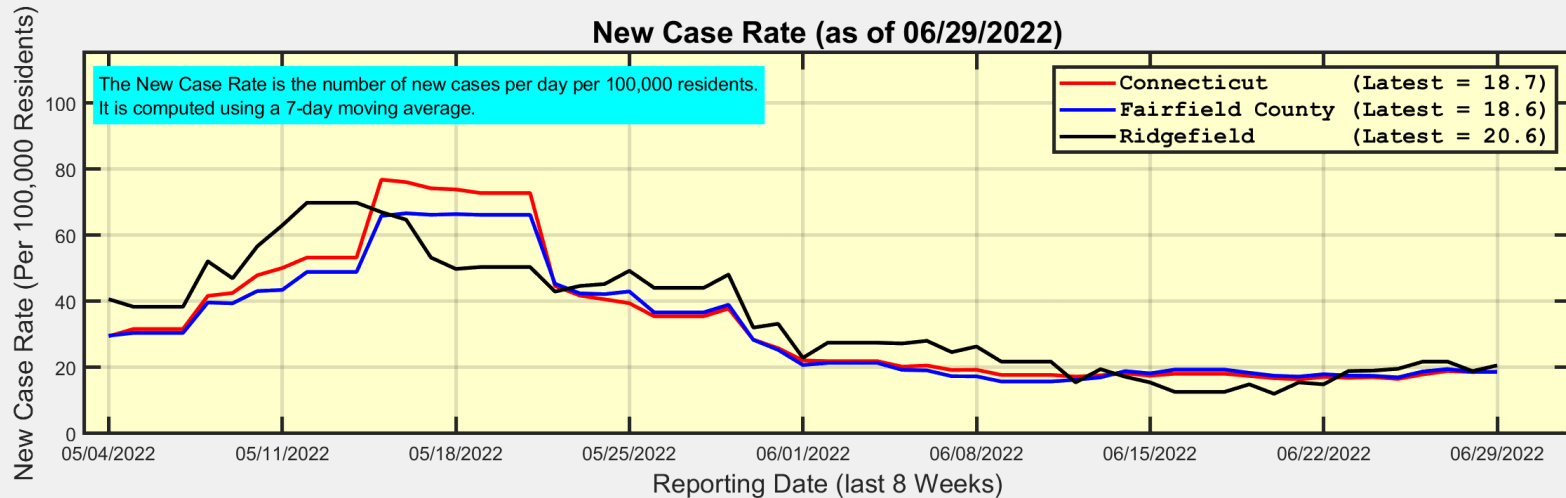
## Ridgefield Summary

<b>Ridgefield</b>	<b>Wednesday 06/29/2022</b>	<b>Tuesday 06/28/2022</b>
Number of New Cases Reported	6	3
New Case Rate (per 100,000 Residents)	<b>20.6</b>	18.9
New Test Rate (per 100,000 Residents)	149.4	162.6
Test Positivity	<b>13.8%</b>	11.6%
<b>Fairfield County</b>	<b>Wednesday 06/29/2022</b>	<b>Tuesday 06/28/2022</b>
Number of New Cases Reported	181	177
New Case Rate (per 100,000 Residents)	18.6	18.7
New Test Rate (per 100,000 Residents)	216.7	231.9
Test Positivity	8.6%	8.0%
Currently Hospitalized	<b>57</b>	58

**Data Source: <https://data.ct.gov>. This report reflects data reported to the State through Wednesday 06/29/2022. The New Case Rate, New Test Rate, and Test Positivity are computed using 7-day moving averages.**



# New Case Rates and Test Positivity for Connecticut, Fairfield County, and Ridgefield



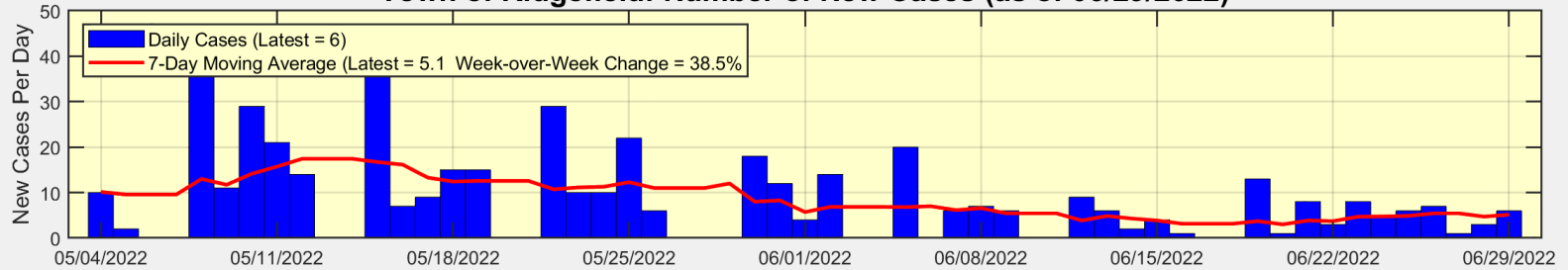
Data Source: <https://data.ct.gov>  
Analysis by Rick Lawrence (Ridgefield COVID Task Force)



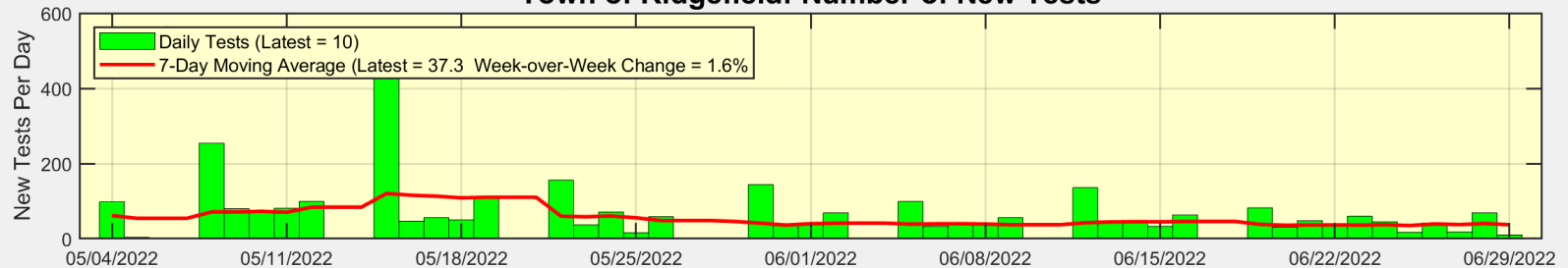
Ridgefield COVID-19 Task Force

# New Cases, New Tests, and Test Positivity for Ridgefield

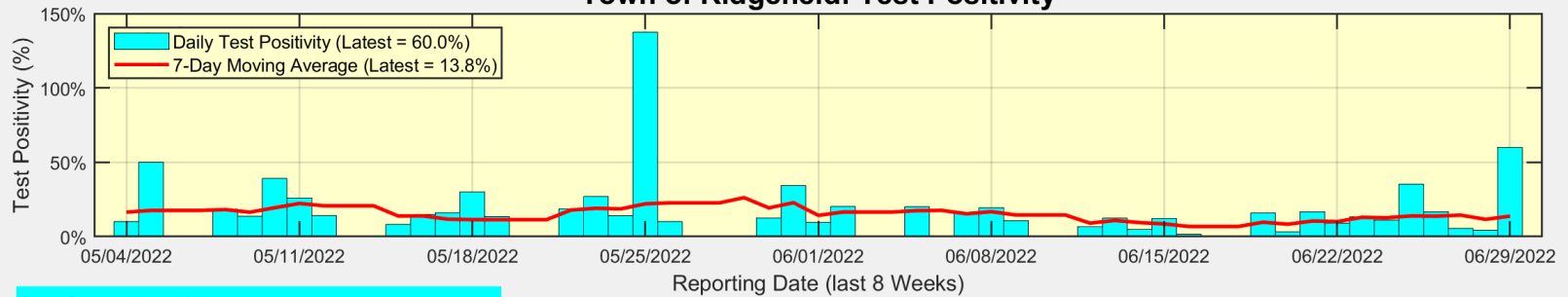
**Town of Ridgefield: Number of New Cases (as of 06/29/2022)**



**Town of Ridgefield: Number of New Tests**



**Town of Ridgefield: Test Positivity**



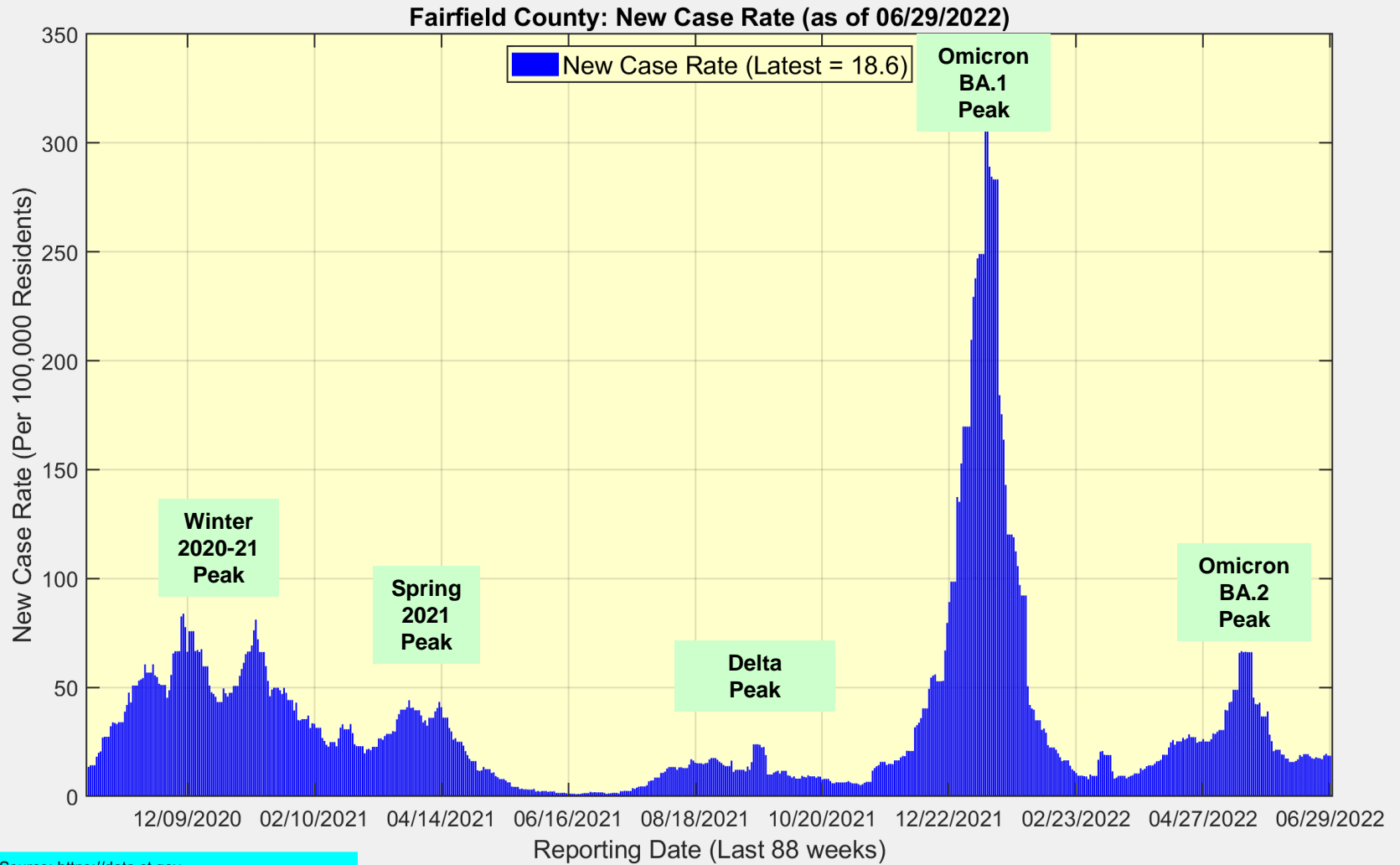
Data Source: <https://data.ct.gov>

Analysis by Rick Lawrence (Ridgefield COVID Task Force)



Ridgefield COVID-19 Task Force

# Fairfield County: New Case Rate



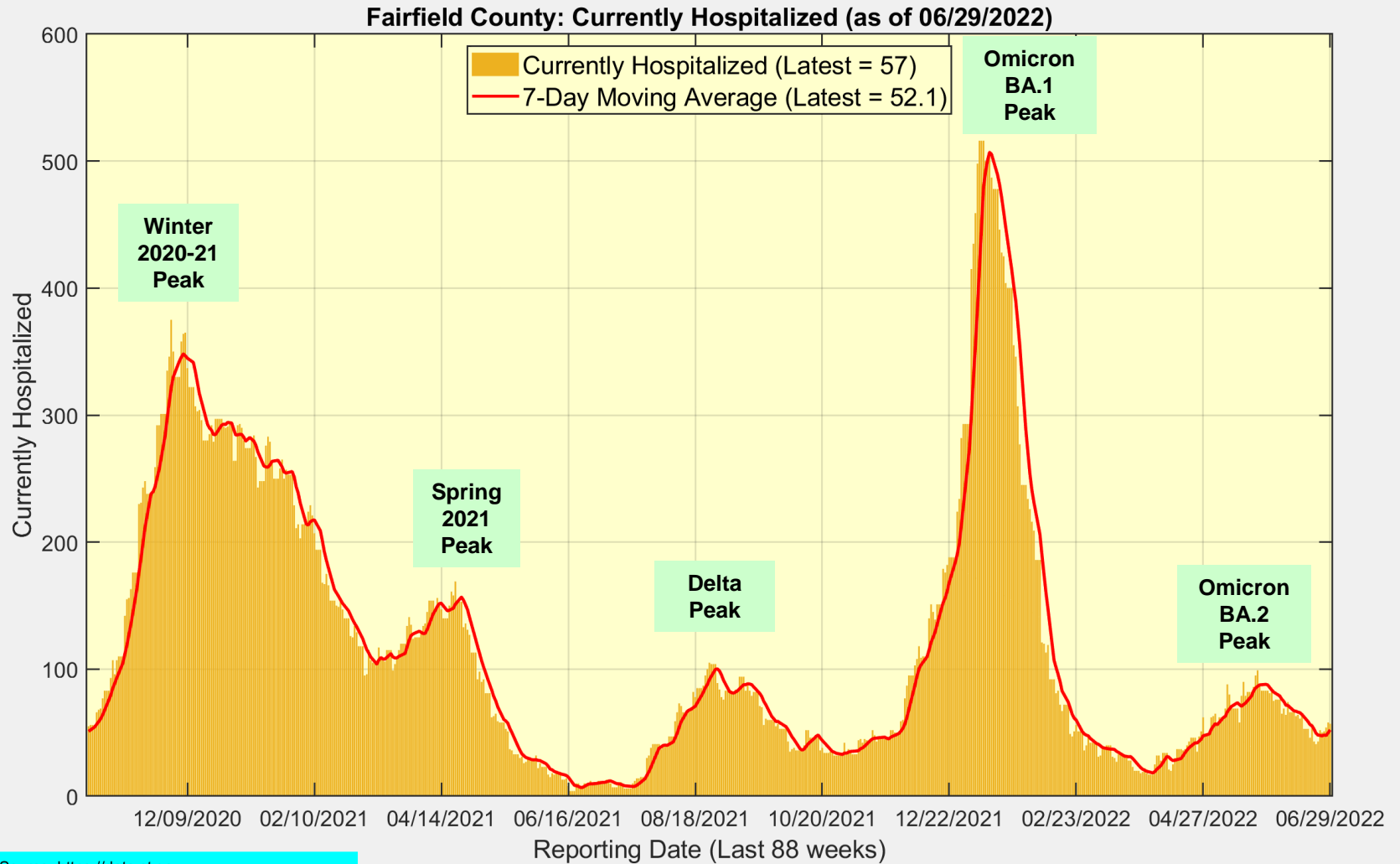
Data Source: <https://data.ct.gov>

Analysis: Rick Lawrence (Ridgefield COVID Task Force)



Ridgefield COVID-19 Task Force

# Fairfield County: Currently Hospitalized



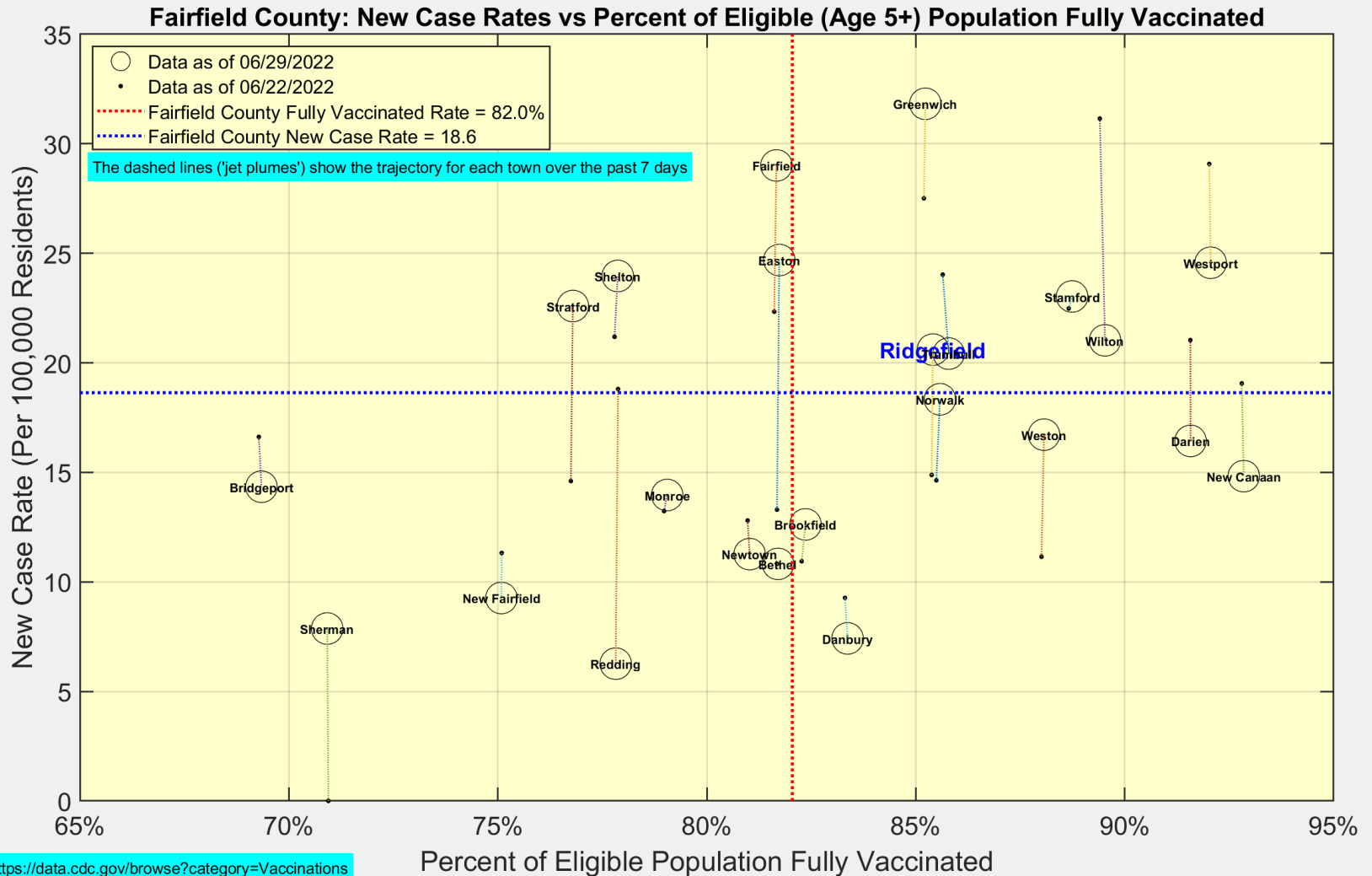
Data Source: <https://data.ct.gov>

Analysis: Rick Lawrence (Ridgefield COVID Task Force)



Ridgefield COVID-19 Task Force

# New Case Rates vs Vaccination Rates for Towns in Fairfield County



## Connecticut and US Vaccination Summary

Connecticut (as of Wednesday June 22, 2022)	Cumulative	Daily
Doses Administered	7,853,405	5,241
Percent of Age 5+ Population Who Have Initiated Vaccination Connecticut Rank Among 50 States and DC	95.0% 1	
Percent of Age 5+ Population Who Have Completed Vaccination Connecticut Rank Among 50 States and DC	84.3% 4	
Percent of Age 18+ Population Who Have Received Booster Shot Connecticut Rank Among 50 States and DC	56.6% 14	
Percent of Age 5-11 Population Who Have Completed Vaccination Connecticut Rank Among 50 States and DC	51.5% 5	

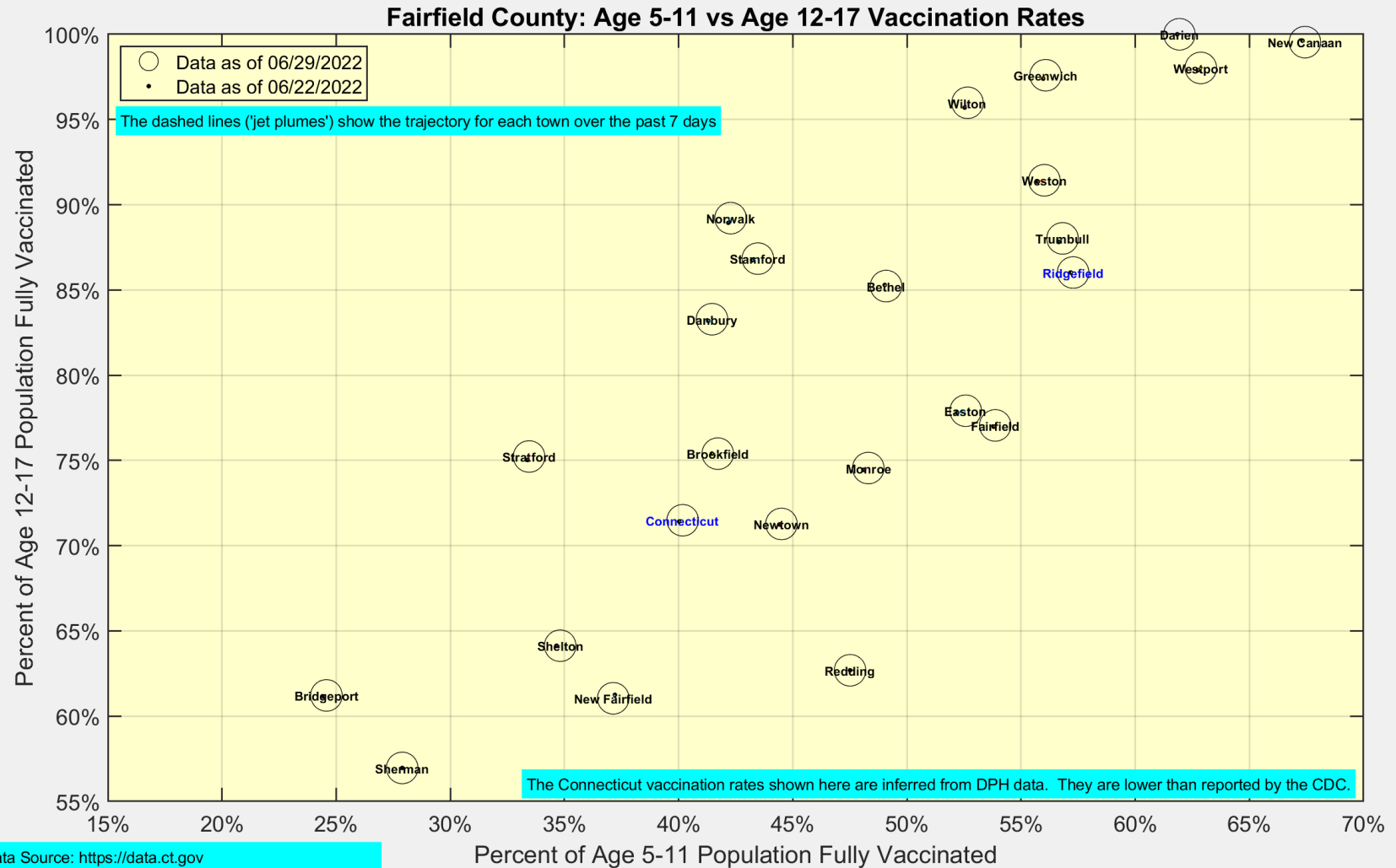
United States (as of Wednesday June 22, 2022)	Cumulative	Daily
Doses Administered	593,739,529	471,145
Percent of Age 5+ Population Who Have Initiated Vaccination	83.0%	
Percent of Age 5+ Population Who Have Completed Vaccination	71.1%	
Percent of Age 18+ Population Who Have Received Booster Shot	50.7%	
Percent of Age 5-11 Population Who Have Completed Vaccination	36.4%	

**Data Source:** <https://covid.cdc.gov/covid-data-tracker/#vaccinations>.  
**The Daily numbers are the most recent 7-day moving averages.**





# School-Age Vaccination Rates for Towns in Fairfield County



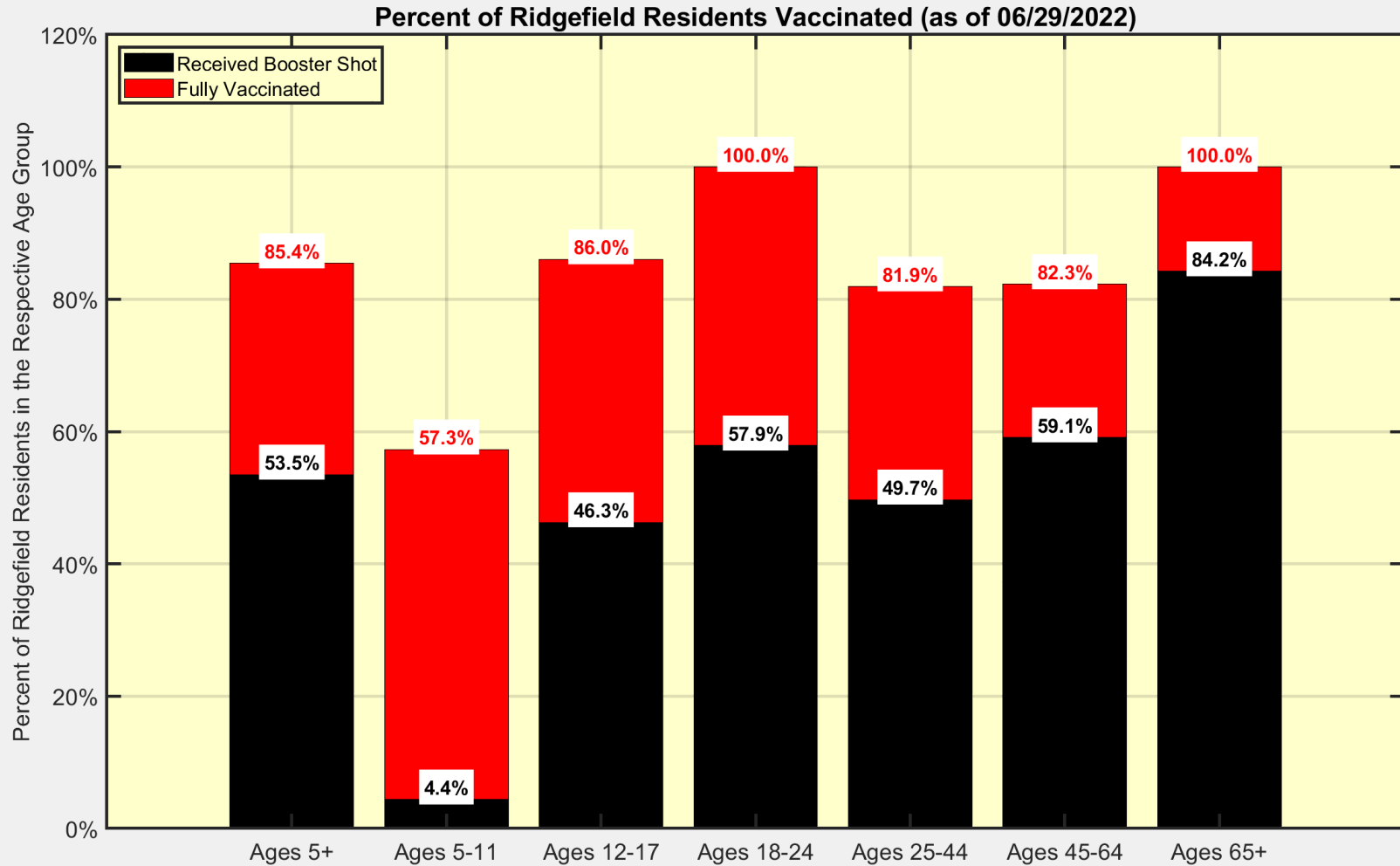
Data Source: <https://data.ct.gov>

Analysis: Rick Lawrence (Ridgefield COVID Task Force)



Ridgefield COVID-19 Task Force

# Latest Vaccination Rates for Ridgefield Residents



Data Source: <https://data.ct.gov>

Analysis: Rick Lawrence (Ridgefield COVID Task Force)



Ridgefield COVID-19 Task Force

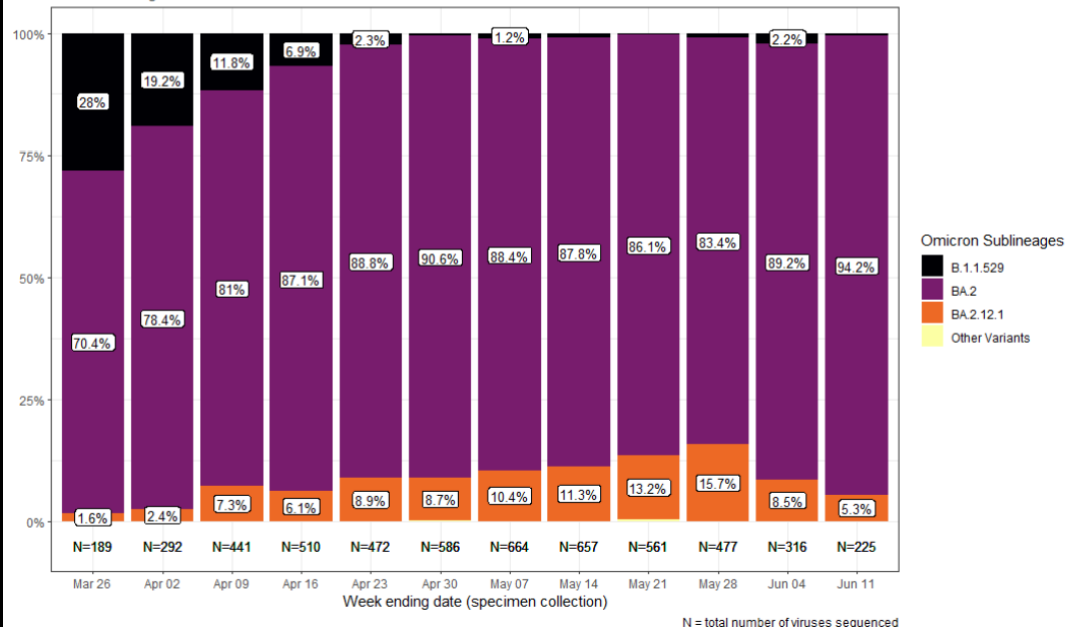
# Latest Data for Connecticut shows BA.2 dominates sequenced specimens

The figure below shows the change in proportion of circulating variants of concern by week reported to DPH through June 22, 2022. Variants identified as Omicron are shown by sublineage and all other variants are included as "Other Variants". Data include sequences from specimens with dates of collection from 03/20/2022–06/11/2022.

As of May 19, 2022, the plot below has been updated to reflect the following changes:

- B.1.1.529 includes B.1.1.529, BA.1, BA.1.1, BA.3, BA.4, BA.5, and their sublineages
- BA.2 includes BA.2 and all sublineages except BA.2.12.1
- BA.2.12.1 includes BA.2.12.1

Proportion of Circulating Omicron Sublineages, CT  
Of known lineages



Data Source: <https://portal.ct.gov/-/media/Coronavirus/CTDPHCOVID19summary06232022.pdf>



Ridgefield COVID-19 Task Force