

Ridgefield COVID Summary

Ridgefield COVID-19 Task Force



Data downloaded from

<https://data.ct.gov/browse?category=Health+and+Human+Services>

<https://covid.cdc.gov/covid-data-tracker/#vaccinations>

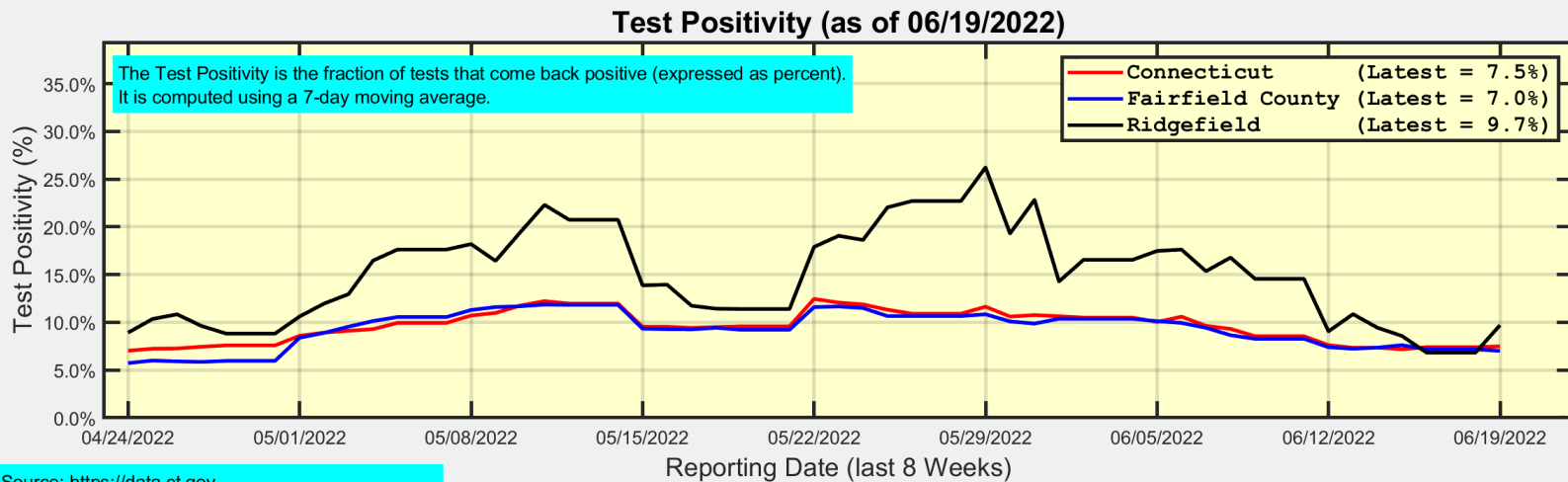
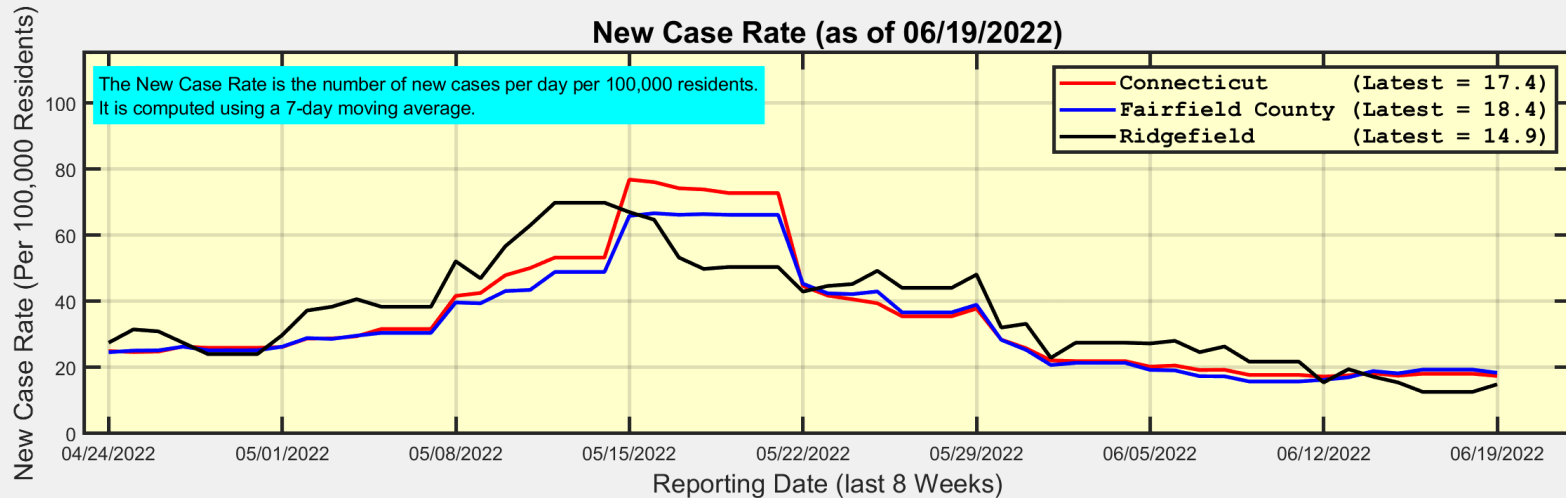
Monday, June 20, 2022

Ridgefield Summary

Ridgefield	Sunday 06/19/2022	Thursday 06/16/2022
Number of New Cases Reported	13	1
New Case Rate (per 100,000 Residents)	14.9	12.6
New Test Rate (per 100,000 Residents)	153.4	184.3
Test Positivity	9.7%	6.8%
Fairfield County	Sunday 06/19/2022	Thursday 06/16/2022
Number of New Cases Reported	381	252
New Case Rate (per 100,000 Residents)	18.4	19.3
New Test Rate (per 100,000 Residents)	262.0	269.5
Test Positivity	7.0%	7.2%
Currently Hospitalized	46	53
Data Source: https://data.ct.gov . This report reflects data reported to the State through Sunday 06/19/2022.		
The New Case Rate, New Test Rate, and Test Positivity are computed using 7-day moving averages.		
NOTE: The Number of New Cases Reported for Sunday is the TOTAL over the last THREE DAYS (Friday, Saturday, Sunday).		



New Case Rates and Test Positivity for Connecticut, Fairfield County, and Ridgefield



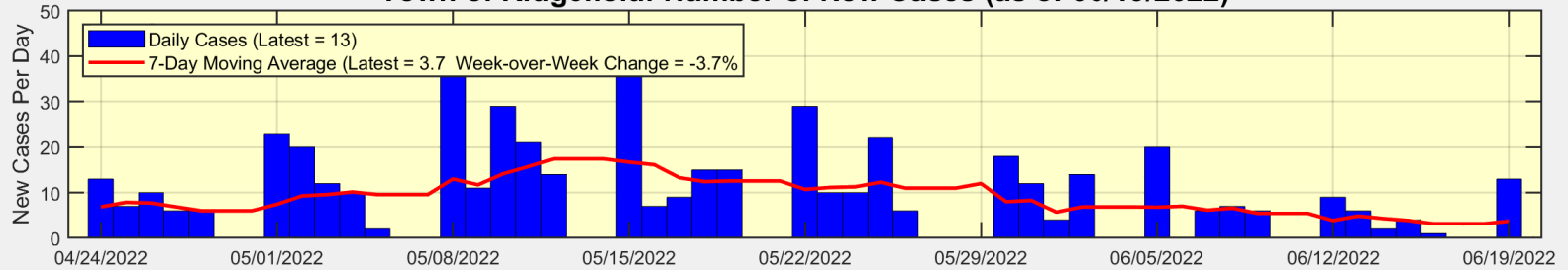
Data Source: <https://data.ct.gov>
Analysis by Rick Lawrence (Ridgefield COVID Task Force)



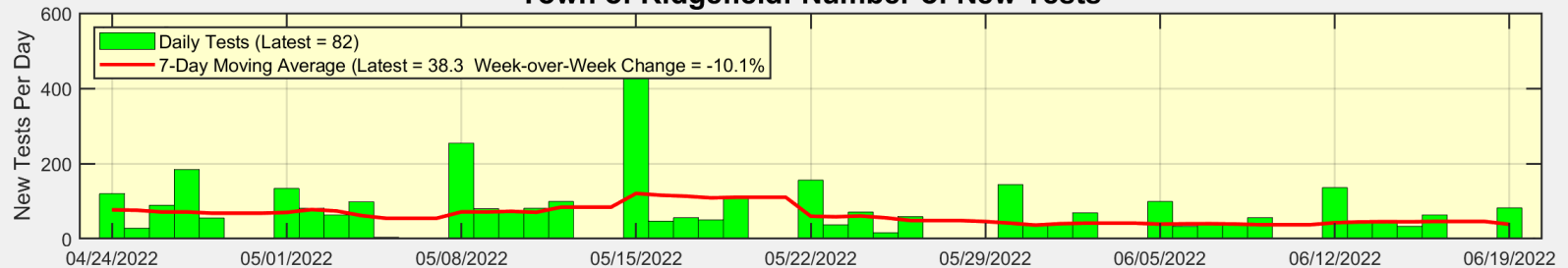
Ridgefield COVID-19 Task Force

New Cases, New Tests, and Test Positivity for Ridgefield

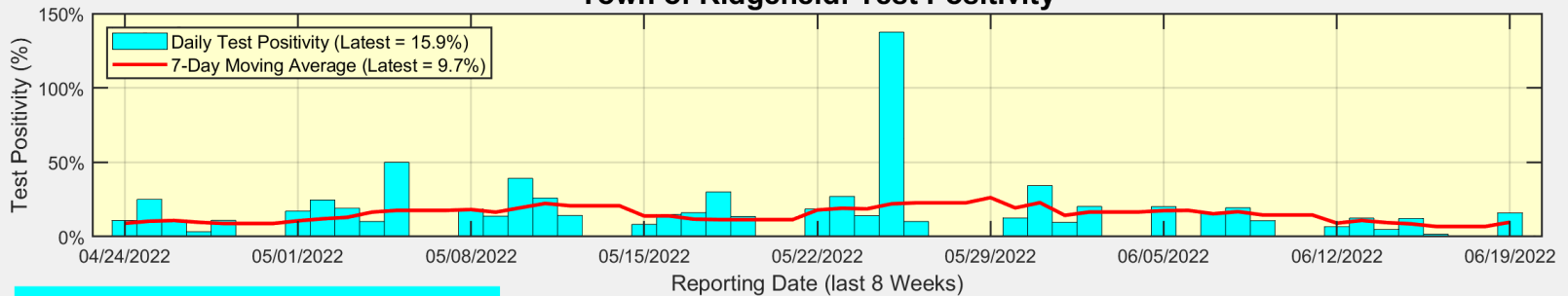
Town of Ridgefield: Number of New Cases (as of 06/19/2022)



Town of Ridgefield: Number of New Tests



Town of Ridgefield: Test Positivity



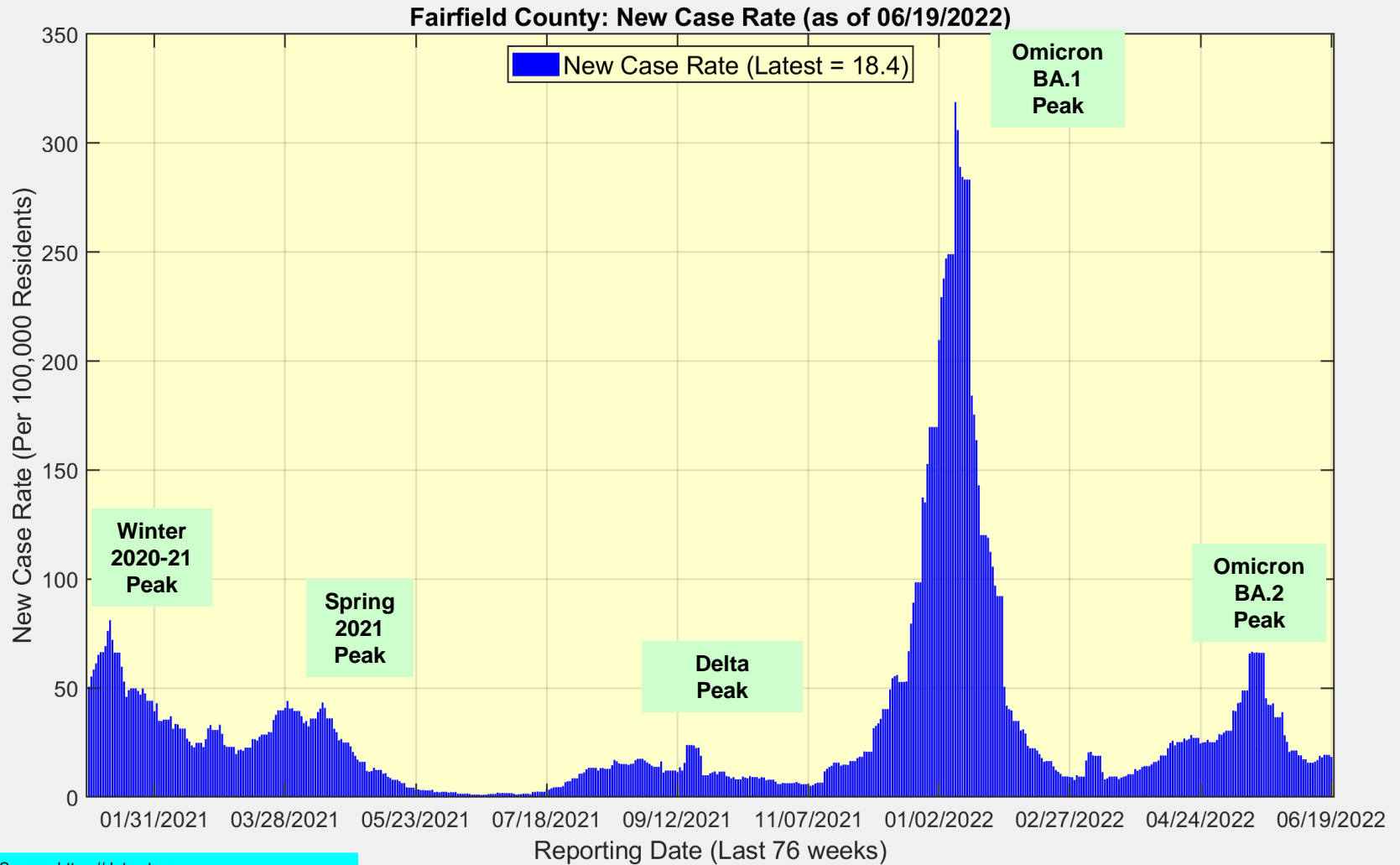
Data Source: <https://data.ct.gov>

Analysis by Rick Lawrence (Ridgefield COVID Task Force)



Ridgefield COVID-19 Task Force

Fairfield County: New Case Rate



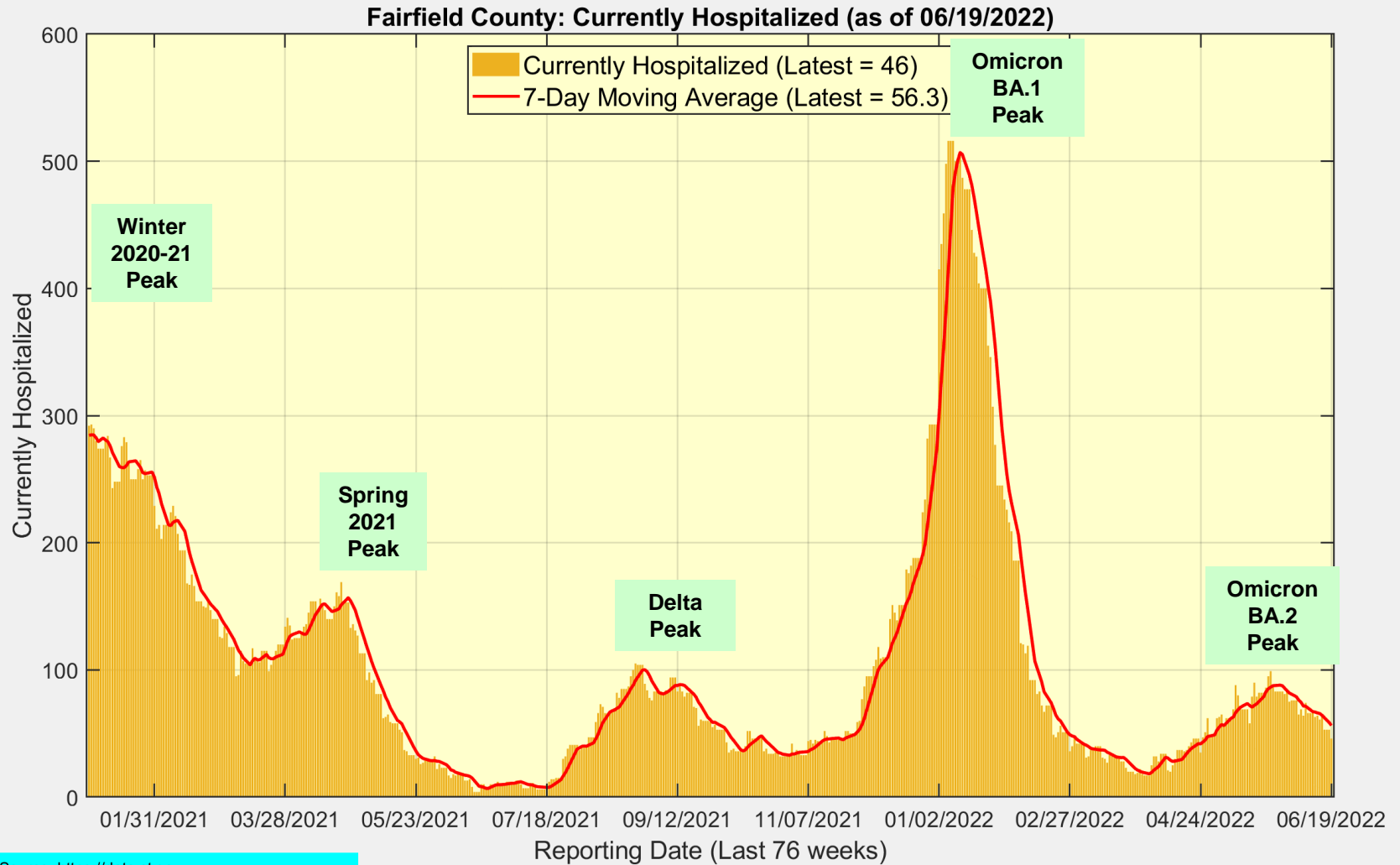
Data Source: <https://data.ct.gov>

Analysis: Rick Lawrence (Ridgefield COVID Task Force)



Ridgefield COVID-19 Task Force

Fairfield County: Currently Hospitalized



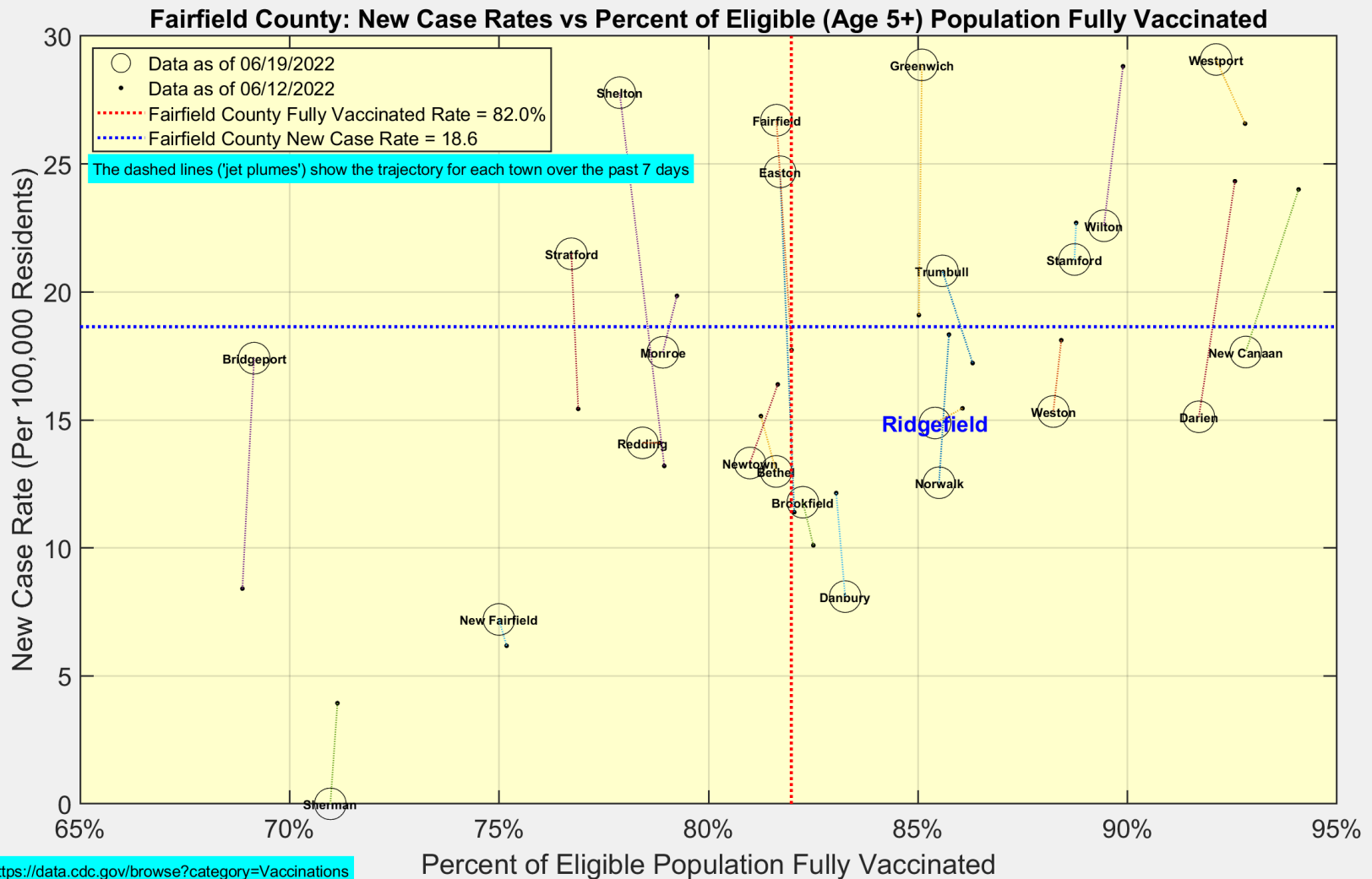
Data Source: <https://data.ct.gov>

Analysis: Rick Lawrence (Ridgefield COVID Task Force)



Ridgefield COVID-19 Task Force

New Case Rates vs Vaccination Rates for Towns in Fairfield County



Connecticut and US Vaccination Summary

Connecticut (as of Thursday June 16, 2022)	Cumulative	Daily
Doses Administered	7,832,263	2,814
Percent of Age 5+ Population Who Have Initiated Vaccination	95.0%	
Connecticut Rank Among 50 States and DC	1	
Percent of Age 5+ Population Who Have Completed Vaccination	84.3%	
Connecticut Rank Among 50 States and DC	3	
Percent of Age 18+ Population Who Have Received Booster Shot	56.6%	
Connecticut Rank Among 50 States and DC	14	
Percent of Age 5-11 Population Who Have Completed Vaccination	52.1%	
Connecticut Rank Among 50 States and DC	5	

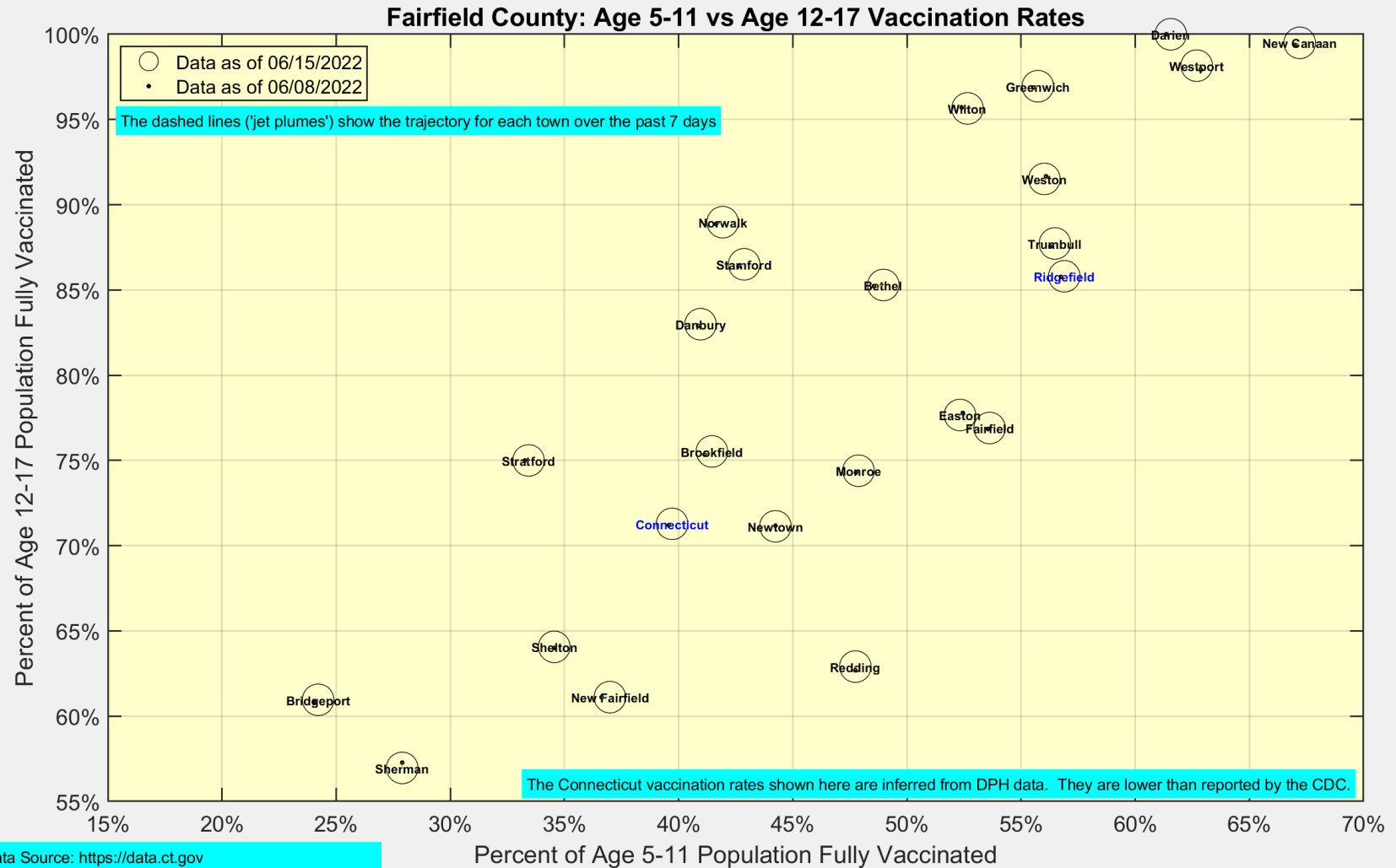
United States (as of Thursday June 16, 2022)	Cumulative	Daily
Doses Administered	592,269,252	313,249
Percent of Age 5+ Population Who Have Initiated Vaccination	83.0%	
Percent of Age 5+ Population Who Have Completed Vaccination	71.0%	
Percent of Age 18+ Population Who Have Received Booster Shot	50.6%	
Percent of Age 5-11 Population Who Have Completed Vaccination	35.8%	

Data Source: <https://covid.cdc.gov/covid-data-tracker/#vaccinations>.

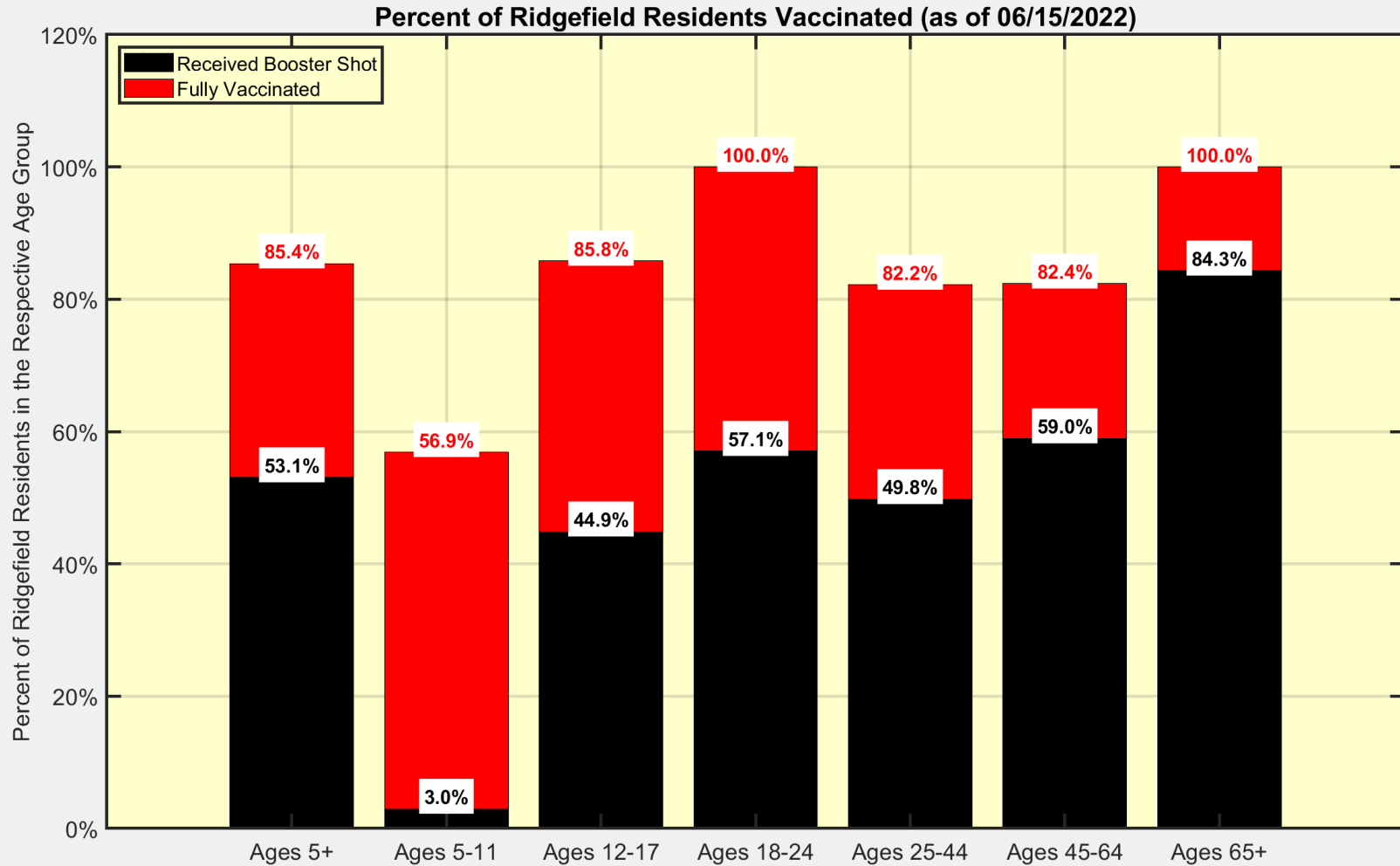
The Daily numbers are the most recent 7-day moving averages.



School-Age Vaccination Rates for Towns in Fairfield County



Latest Vaccination Rates for Ridgefield Residents



Data Source: <https://data.ct.gov>

Analysis: Rick Lawrence (Ridgefield COVID Task Force)



Ridgefield COVID-19 Task Force

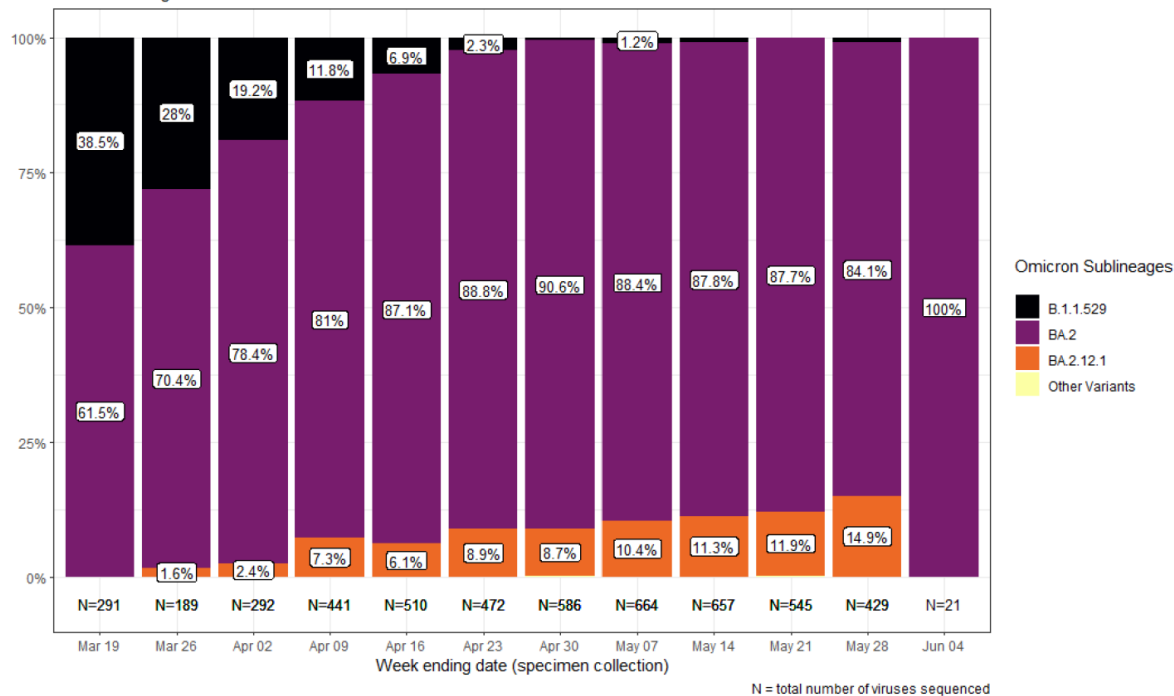
Latest Data for Connecticut shows BA.2 to be 100% of sequenced specimens

The figure below shows the change in proportion of circulating variants of concern by week reported to DPH through June 15, 2022. Variants identified as Omicron are shown by sublineage and all other variants are included as "Other Variants". Data include sequences from specimens with dates of collection from 03/13/2022–06/05/2022.

As of May 19, 2022, the plot below has been updated to reflect the following changes:

- B.1.1.529 includes B.1.1.529, BA.1, BA.1.1, BA.3, BA.4, BA.5, and their sublineages
- BA.2 includes BA.2 and all sublineages except BA.2.12.1
- BA.2.12.1 includes BA.2.12.1

Proportion of Circulating Omicron Sublineages, CT
Of known lineages



Data Source: <https://portal.ct.gov/-/media/Coronavirus/CTDPHCOVID19summary06162022.pdf>



Ridgefield COVID-19 Task Force