

## Ridgefield COVID Summary

Ridgefield COVID-19 Task Force



Data downloaded from  
<https://data.ct.gov/browse?category=Health+and+Human+Services>

Data downloaded on Tuesday, March 09, 2021 at 4:00 PM  
This reflects data through Monday, March 08, 2021

## Ridgefield Summary

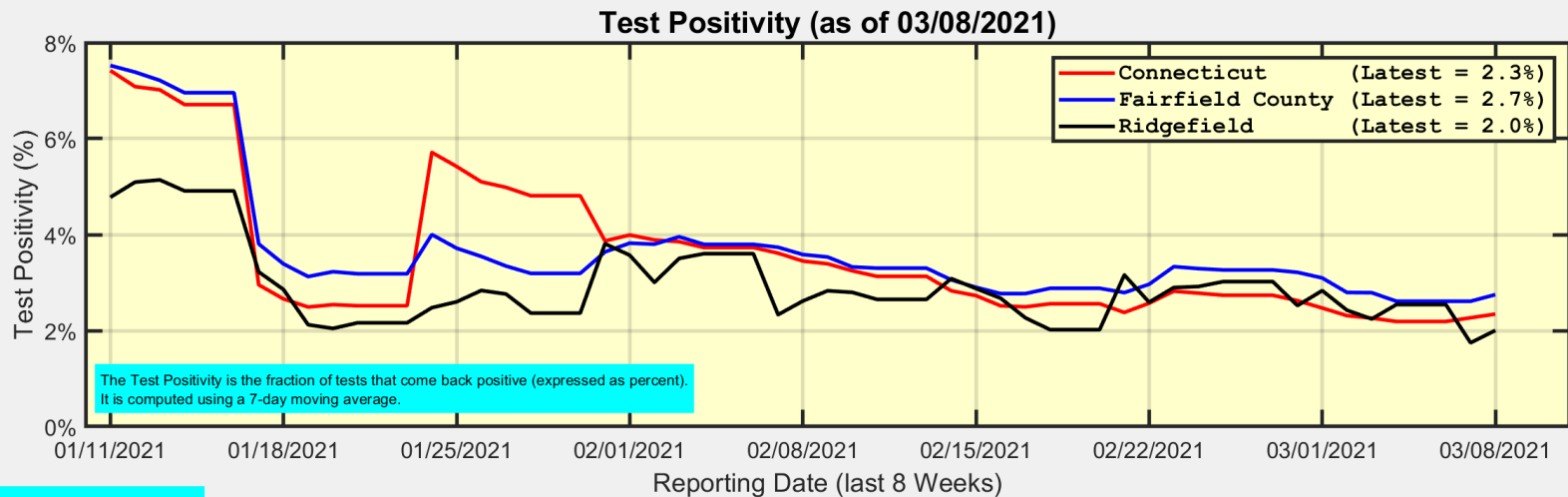
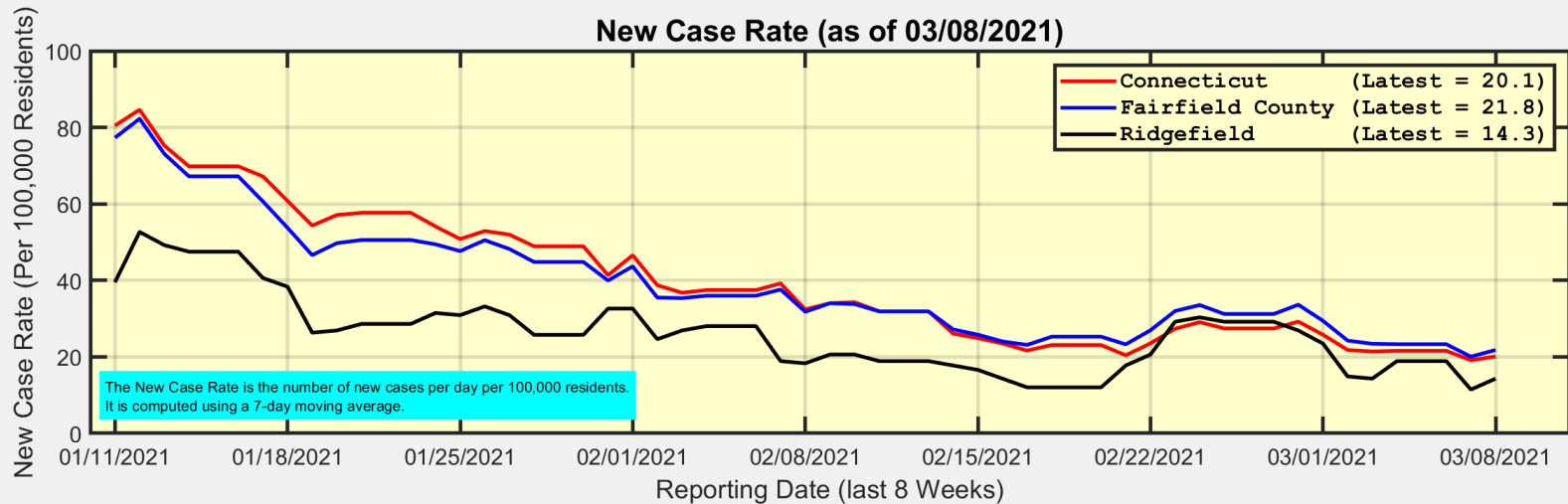
Ridgefield	Monday 03/08/2021	Sunday 03/07/2021
Number of New Cases Reported	8	1
New Case Rate (per 100,000 Residents)	14.3	11.4
New Test Rate (per 100,000 Residents)	714.3	655.9
Test Positivity	2.0%	1.7%
Fairfield County	Monday 03/08/2021	Sunday 03/07/2021
Number of New Cases Reported	271	567
New Case Rate (per 100,000 Residents)	21.8	20.1
New Test Rate (per 100,000 Residents)	792.9	767.7
Test Positivity	2.7%	2.6%
Currently Hospitalized	96	95
Data Source: <a href="https://data.ct.gov">https://data.ct.gov</a> . This report reflects data reported to the State through Monday 03/08/2021.		
The New Case Rate, New Test Rate, and Test Positivity are computed using 7-day moving averages.		
<b>NOTE: The Number of New Cases Reported for Sunday is the TOTAL over the last THREE DAYS (Friday, Saturday, Sunday).</b>		

Our data science confirms CDC and other studies:

***Wearing a Mask Reduces COVID Case Rates***



# Here are the latest New Case Rates and Test Positivity for the State, County, and Ridgefield



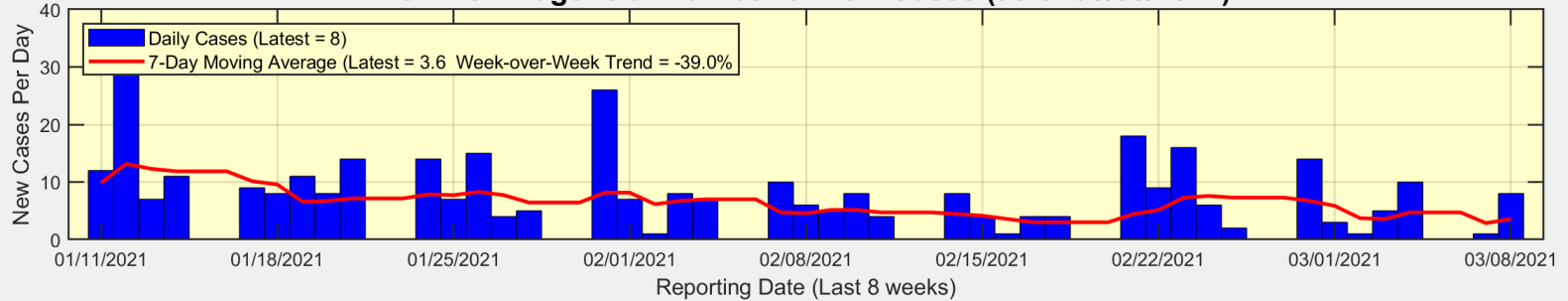
Data Source: <https://data.ct.gov>



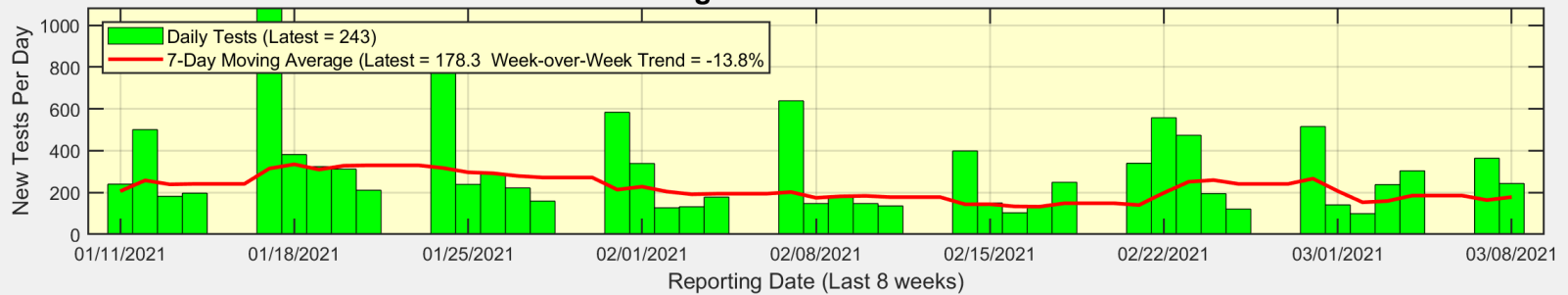
Ridgefield COVID-19 Task Force

# Here are the latest New Cases, New Tests, and Test Positivity for Ridgefield

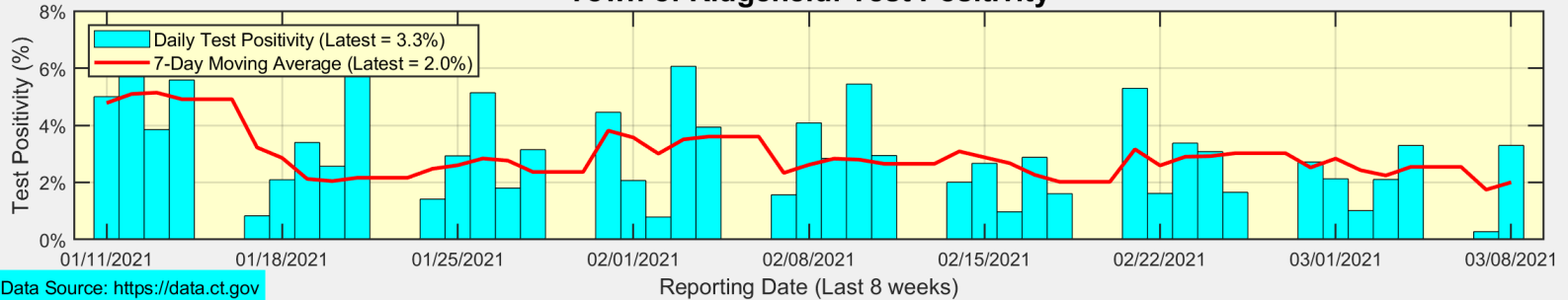
**Town of Ridgefield: Number of New Cases (as of 03/08/2021)**



**Town of Ridgefield: Number of New Tests**



**Town of Ridgefield: Test Positivity**



Data Source: <https://data.ct.gov>



## Here are the most recently available Age 65+ vaccination rates for towns in Fairfield County

