

## Ridgefield COVID Summary

Ridgefield COVID-19 Task Force



Data downloaded from  
<https://data.ct.gov/browse?category=Health+and+Human+Services>

Data downloaded on Monday, March 08, 2021 at 4:00 PM  
This reflects data through Sunday, March 07, 2021

## Ridgefield Summary

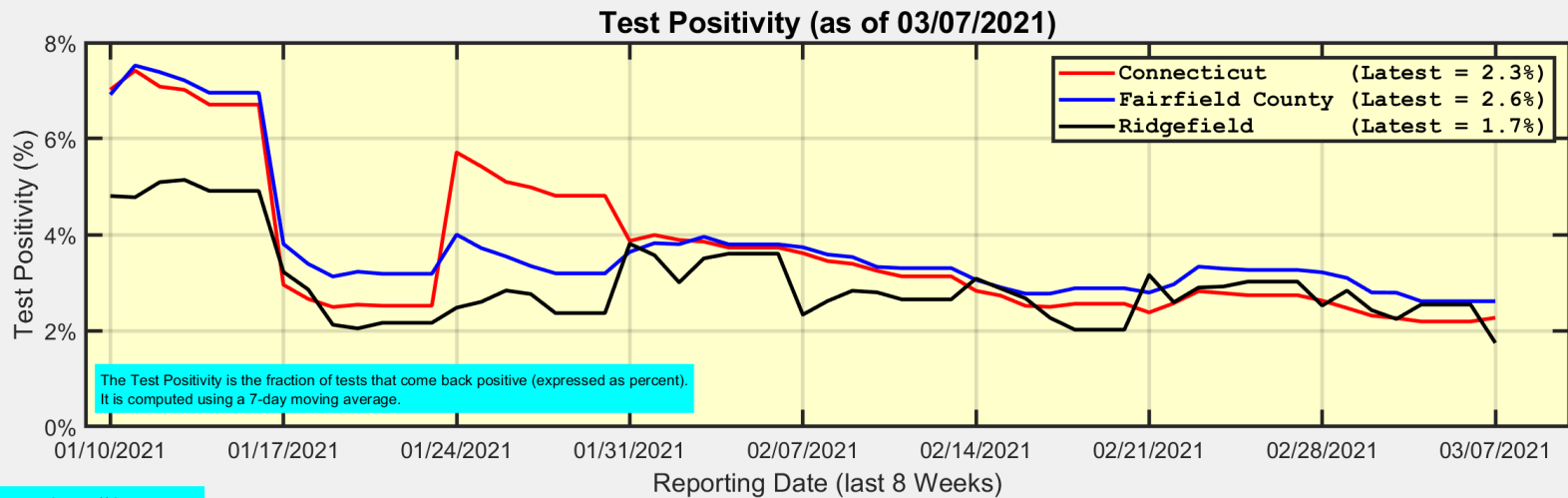
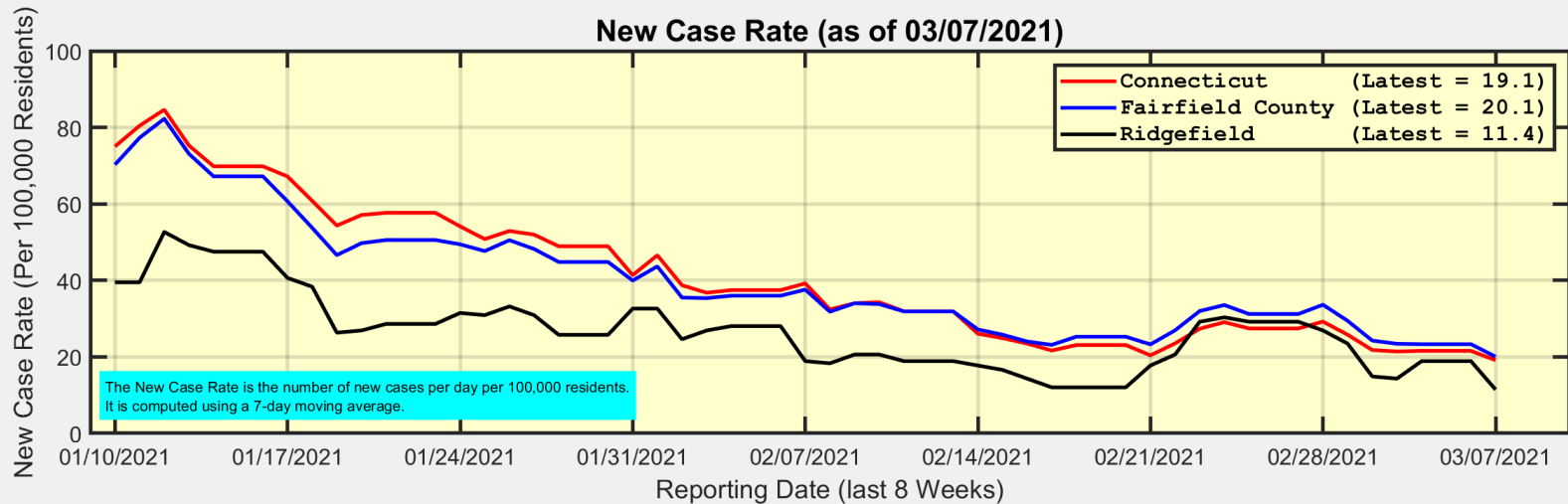
Ridgefield	Sunday 03/07/2021	Thursday 03/04/2021
Number of New Cases Reported	1	10
New Case Rate (per 100,000 Residents)	11.4	18.9
New Test Rate (per 100,000 Residents)	655.9	742.9
Test Positivity	1.7%	2.5%
Fairfield County	Sunday 03/07/2021	Thursday 03/04/2021
Number of New Cases Reported	567	225
New Case Rate (per 100,000 Residents)	20.1	23.3
New Test Rate (per 100,000 Residents)	767.7	892.2
Test Positivity	2.6%	2.6%
Currently Hospitalized	95	118
Data Source: <a href="https://data.ct.gov">https://data.ct.gov</a> . This report reflects data reported to the State through Sunday 03/07/2021.		
The New Case Rate, New Test Rate, and Test Positivity are computed using 7-day moving averages.		
<b>NOTE: The Number of New Cases Reported for Sunday is the TOTAL over the last THREE DAYS (Friday, Saturday, Sunday).</b>		

Our data science confirms CDC and other studies:

***Wearing a Mask Reduces COVID Case Rates***



# Here are the latest New Case Rates and Test Positivity for the State, County, and Ridgefield



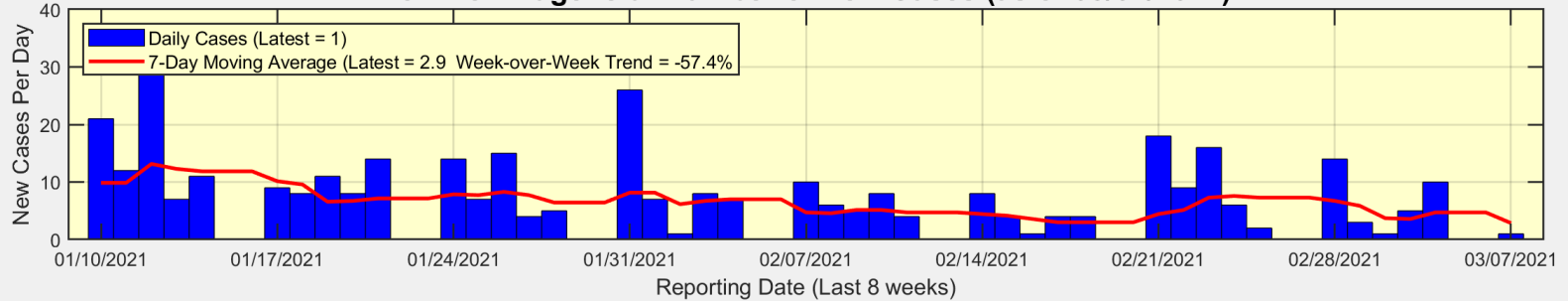
Data Source: <https://data.ct.gov>



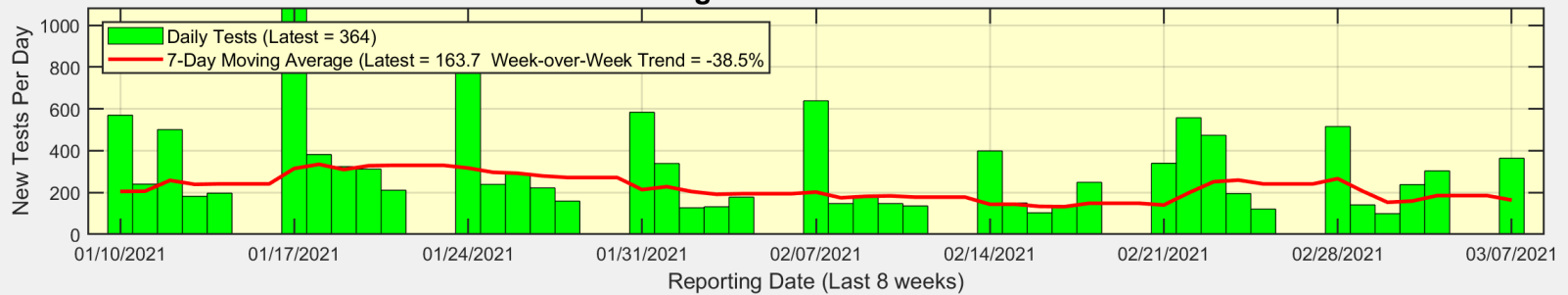
Ridgefield COVID-19 Task Force

# Here are the latest New Cases, New Tests, and Test Positivity for Ridgefield

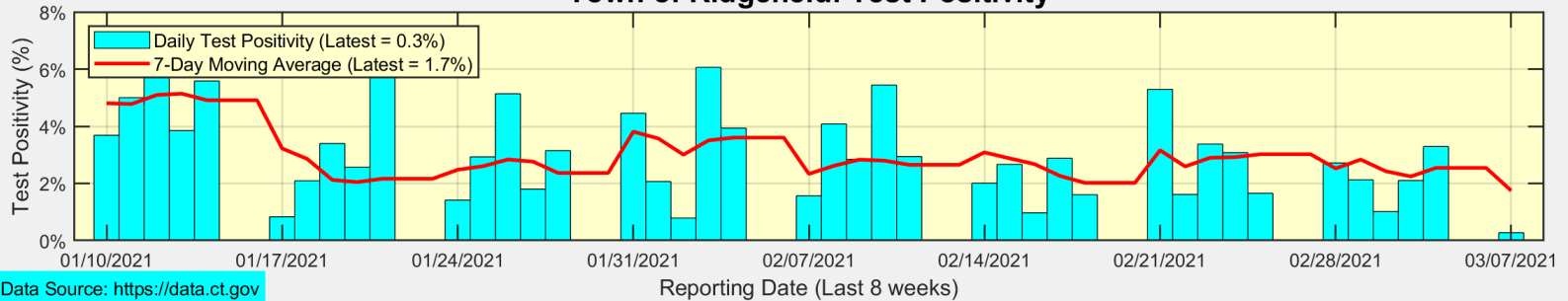
**Town of Ridgefield: Number of New Cases (as of 03/07/2021)**



**Town of Ridgefield: Number of New Tests**



**Town of Ridgefield: Test Positivity**



Data Source: <https://data.ct.gov>



## Here are the most recently available Age 65+ vaccination rates for towns in Fairfield County

