

## Ridgefield COVID Summary

Ridgefield COVID-19 Task Force



Data downloaded from  
<https://data.ct.gov/browse?category=Health+and+Human+Services>

Data downloaded on Friday, March 05, 2021 at 4:00 PM  
This reflects data through Thursday, March 04, 2021

## Ridgefield Summary

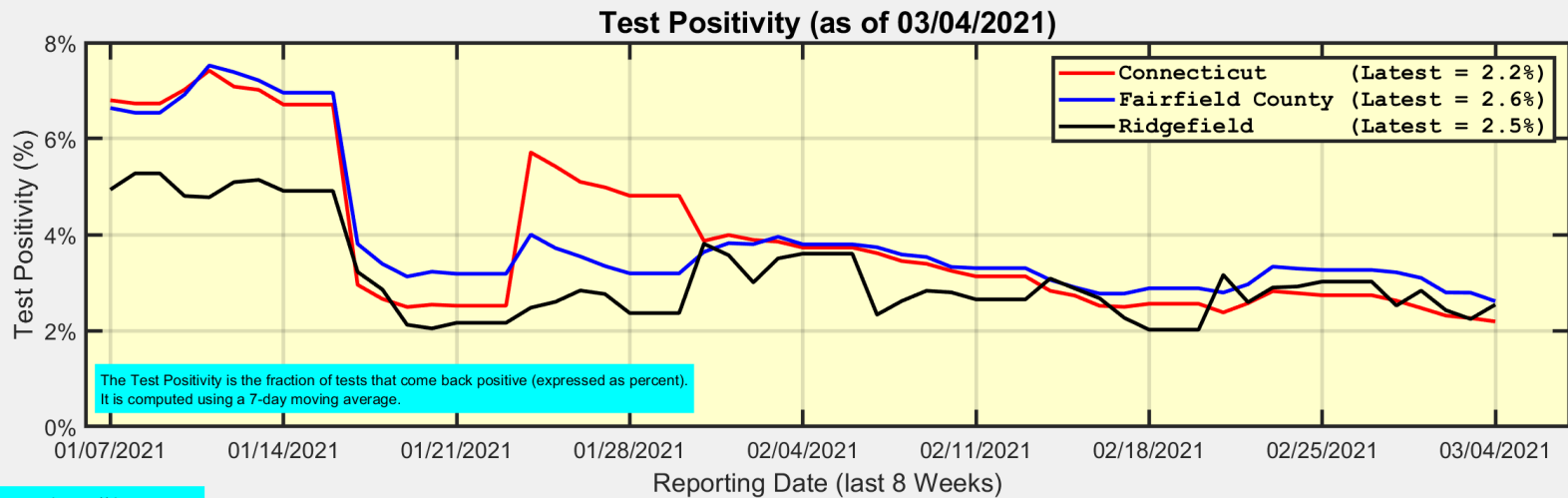
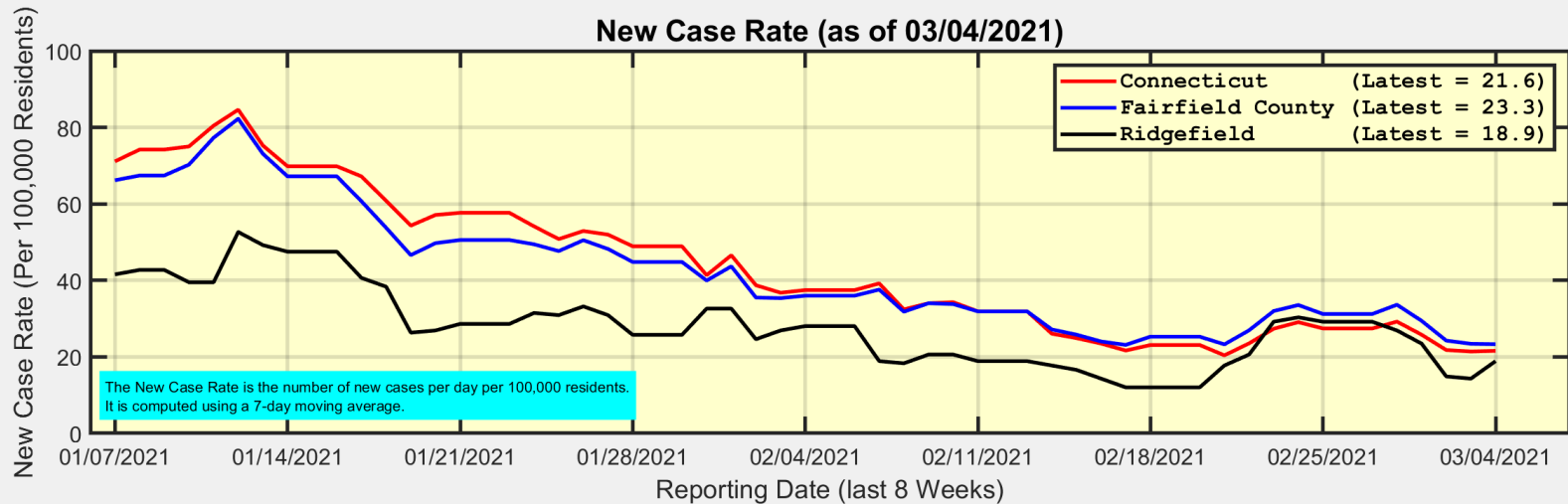
Ridgefield	Thursday 03/04/2021	Wednesday 03/03/2021
Number of New Cases Reported	10	5
New Case Rate (per 100,000 Residents)	18.9	14.3
New Test Rate (per 100,000 Residents)	742.9	638.2
Test Positivity	2.5%	2.2%
Fairfield County	Thursday 03/04/2021	Wednesday 03/03/2021
Number of New Cases Reported	225	246
New Case Rate (per 100,000 Residents)	23.3	23.4
New Test Rate (per 100,000 Residents)	892.2	839.2
Test Positivity	2.6%	2.8%
Currently Hospitalized	118	129
<b>Data Source: <a href="https://data.ct.gov">https://data.ct.gov</a>. This report reflects data reported to the State through Thursday 03/04/2021.</b> <b>The New Case Rate, New Test Rate, and Test Positivity are computed using 7-day moving averages.</b>		

Our data science confirms CDC and other studies:

***Wearing a Mask Reduces COVID Case Rates***



# Here are the latest New Case Rates and Test Positivity for the State, County, and Ridgefield



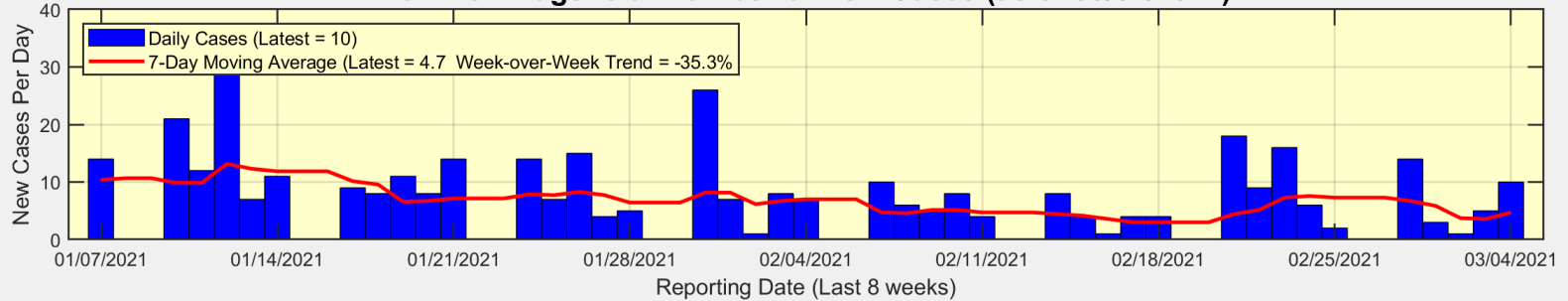
Data Source: <https://data.ct.gov>



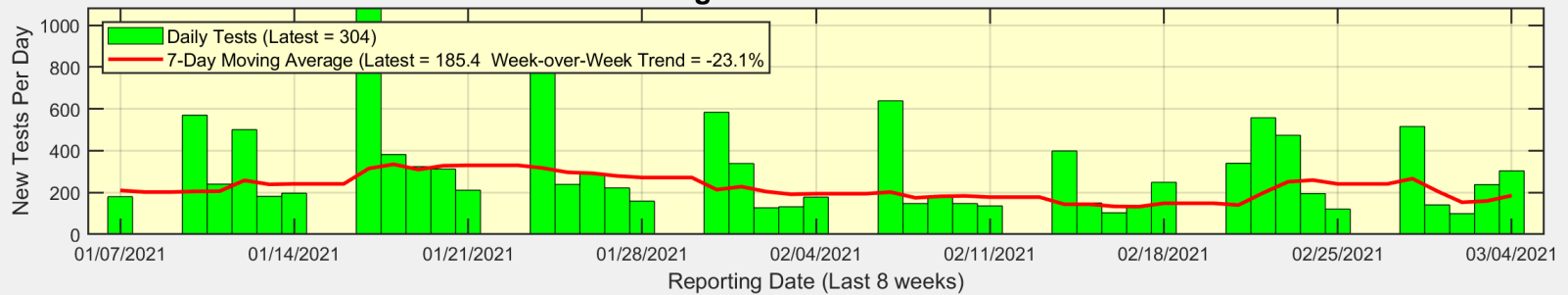
Ridgefield COVID-19 Task Force

# Here are the latest New Cases, New Tests, and Test Positivity for Ridgefield

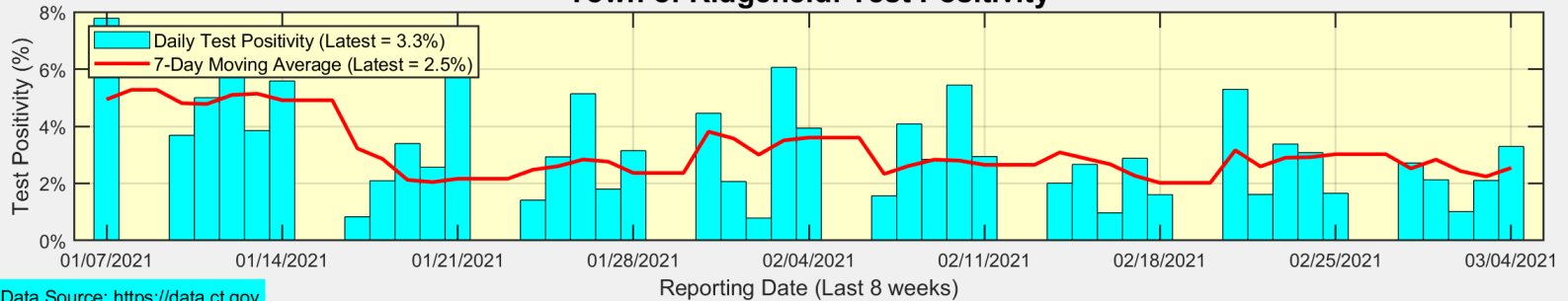
**Town of Ridgefield: Number of New Cases (as of 03/04/2021)**



**Town of Ridgefield: Number of New Tests**



**Town of Ridgefield: Test Positivity**



Data Source: <https://data.ct.gov>



## Here are the most recently available Age 65+ vaccination rates for towns in Fairfield County

