


Ridgefield COVID Summary

Ridgefield COVID-19 Task Force



Data downloaded from
<https://data.ct.gov/browse?category=Health+and+Human+Services>

Data downloaded on Thursday, March 04, 2021 at 4:00 PM
This reflects data through Wednesday, March 03, 2021

Ridgefield Summary

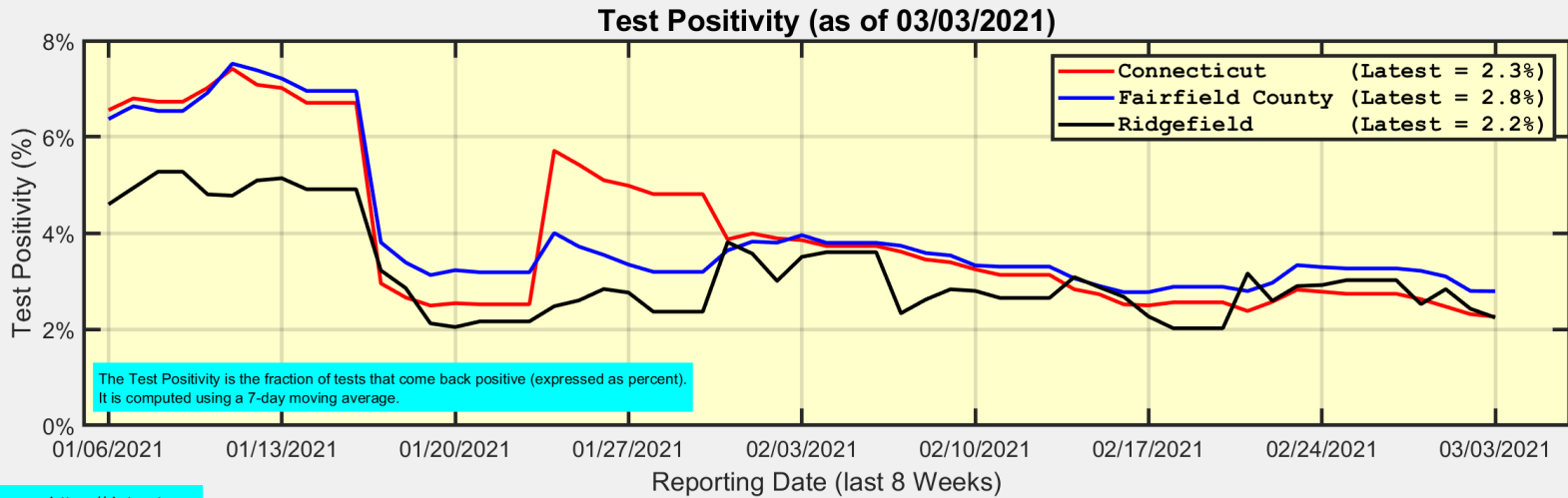
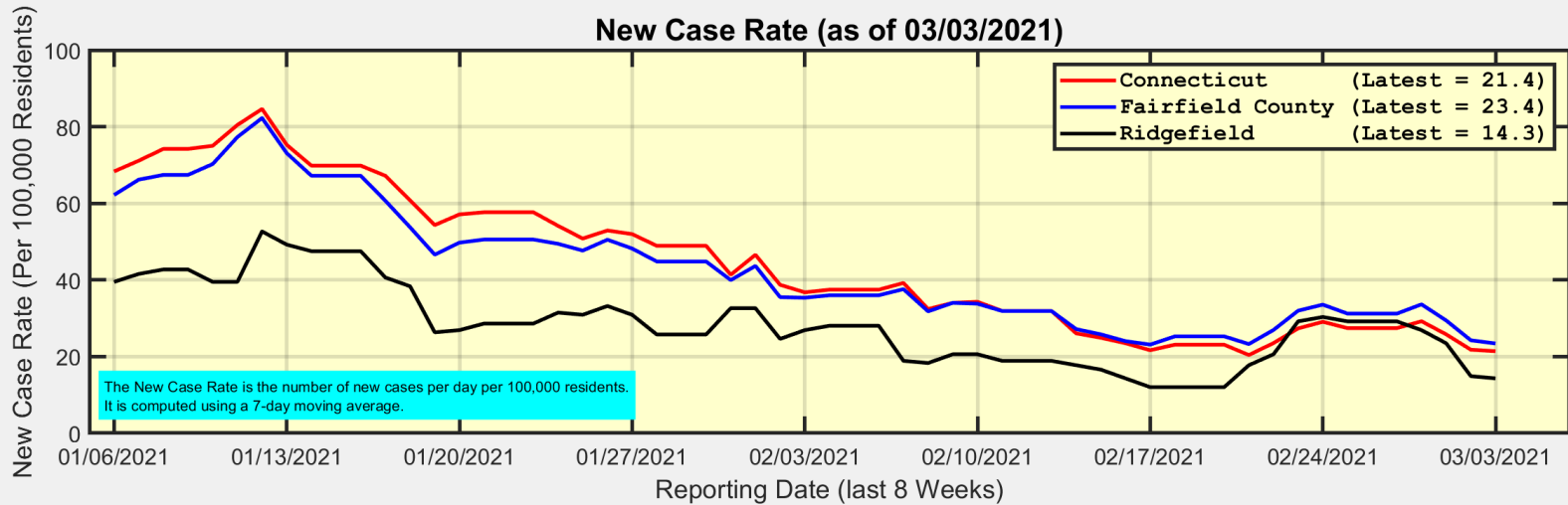
Ridgefield	Wednesday 03/03/2021	Tuesday 03/02/2021
Number of New Cases Reported	5	1
New Case Rate (per 100,000 Residents)	14.3	14.9
New Test Rate (per 100,000 Residents)	638.2	613.6
Test Positivity	2.2%	2.4%
Fairfield County	Wednesday 03/03/2021	Tuesday 03/02/2021
Number of New Cases Reported	246	131
New Case Rate (per 100,000 Residents)	23.4	24.2
New Test Rate (per 100,000 Residents)	839.2	867.5
Test Positivity	2.8%	2.8%
Currently Hospitalized	129	134
Data Source: https://data.ct.gov . This report reflects data reported to the State through Wednesday 03/03/2021. The New Case Rate, New Test Rate, and Test Positivity are computed using 7-day moving averages.		

Our data science confirms CDC and other studies:

Wearing a Mask Reduces COVID Case Rates



Here are the latest New Case Rates and Test Positivity for the State, County, and Ridgefield

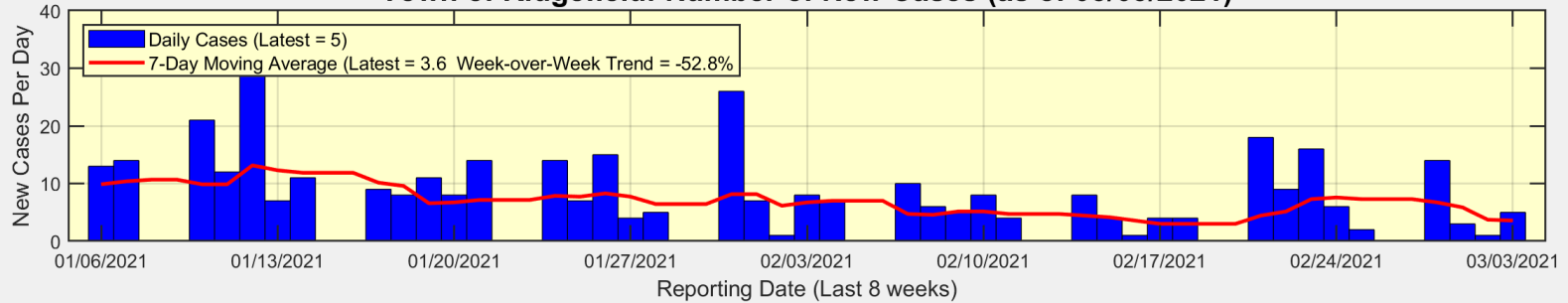


Data Source: <https://data.ct.gov>

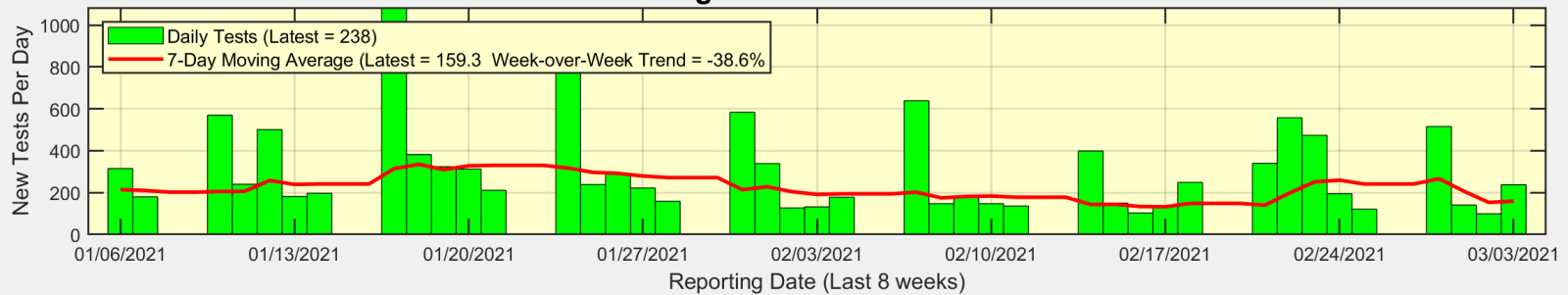


Here are the latest New Cases, New Tests, and Test Positivity for Ridgefield

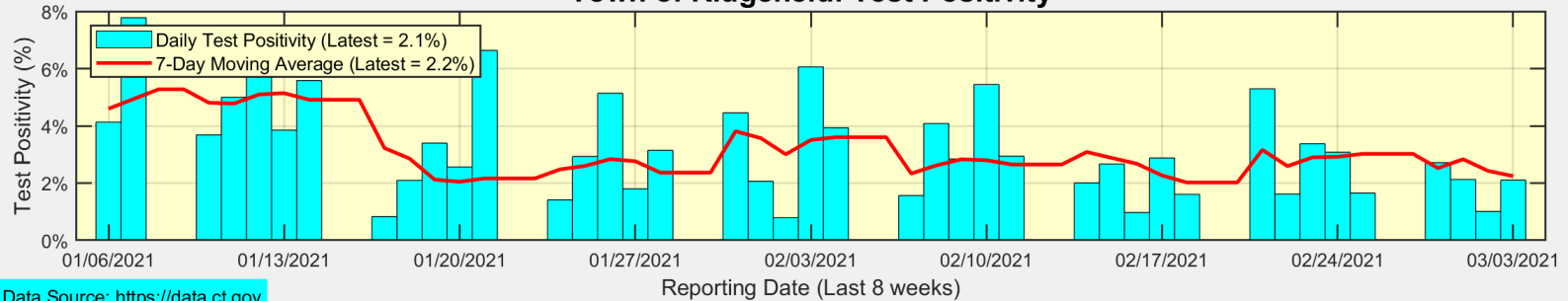
Town of Ridgefield: Number of New Cases (as of 03/03/2021)



Town of Ridgefield: Number of New Tests



Town of Ridgefield: Test Positivity



Data Source: <https://data.ct.gov>



Here are the most recently available Age 65+ vaccination rates for towns in Fairfield County

