


## Ridgefield COVID Summary

### Ridgefield COVID-19 Task Force



Data downloaded from  
<https://data.ct.gov/browse?category=Health+and+Human+Services>

Data downloaded on Wednesday, March 03, 2021 at 4:00 PM  
This reflects data through Tuesday, March 02, 2021

## Ridgefield Summary

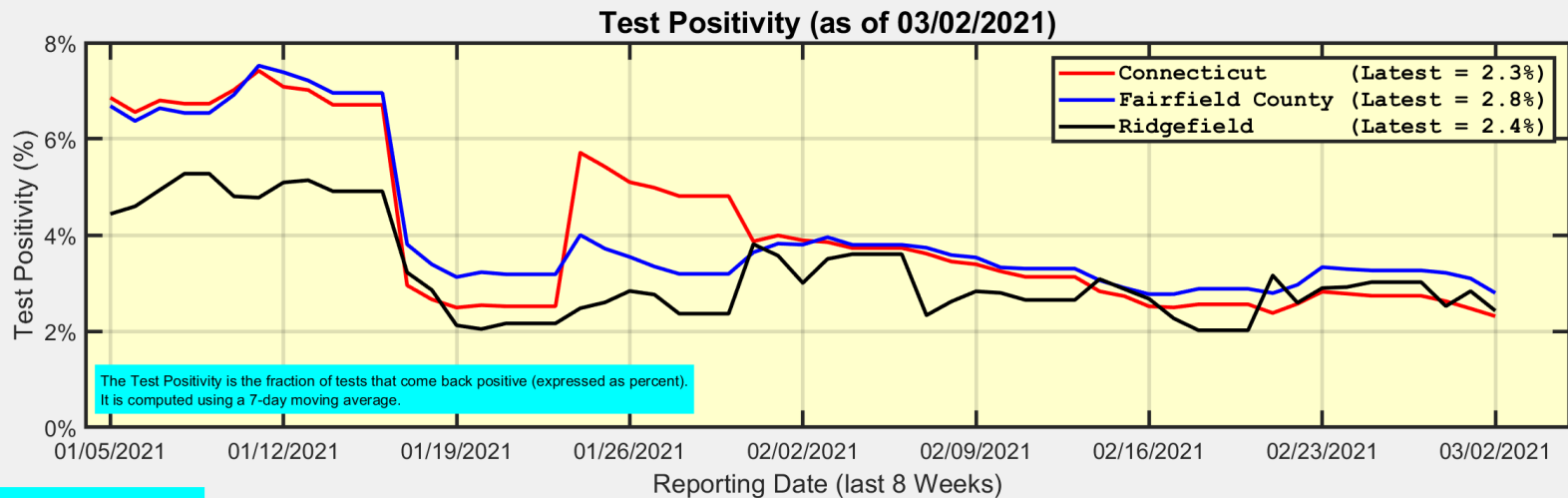
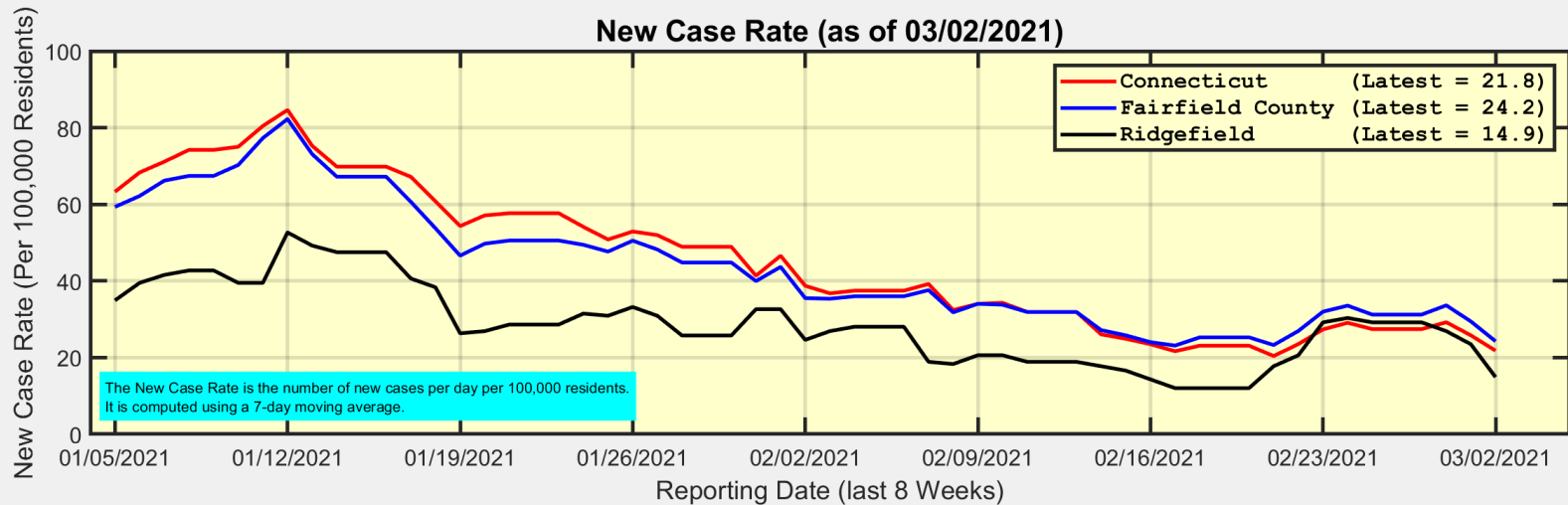
Ridgefield	Tuesday 03/02/2021	Monday 03/01/2021
Number of New Cases Reported	1	3
New Case Rate (per 100,000 Residents)	14.9	23.5
New Test Rate (per 100,000 Residents)	613.6	828.2
Test Positivity	2.4%	2.8%
Fairfield County	Tuesday 03/02/2021	Monday 03/01/2021
Number of New Cases Reported	131	156
New Case Rate (per 100,000 Residents)	24.2	29.4
New Test Rate (per 100,000 Residents)	867.5	949.9
Test Positivity	2.8%	3.1%
Currently Hospitalized	134	125

**Data Source:** <https://data.ct.gov>. This report reflects data reported to the State through Tuesday 03/02/2021.  
**The New Case Rate, New Test Rate, and Test Positivity are computed using 7-day moving averages.**

Our data science confirms CDC and other studies:  
***Wearing a Mask Reduces COVID Case Rates***



# Here are the latest New Case Rates and Test Positivity for the State, County, and Ridgefield



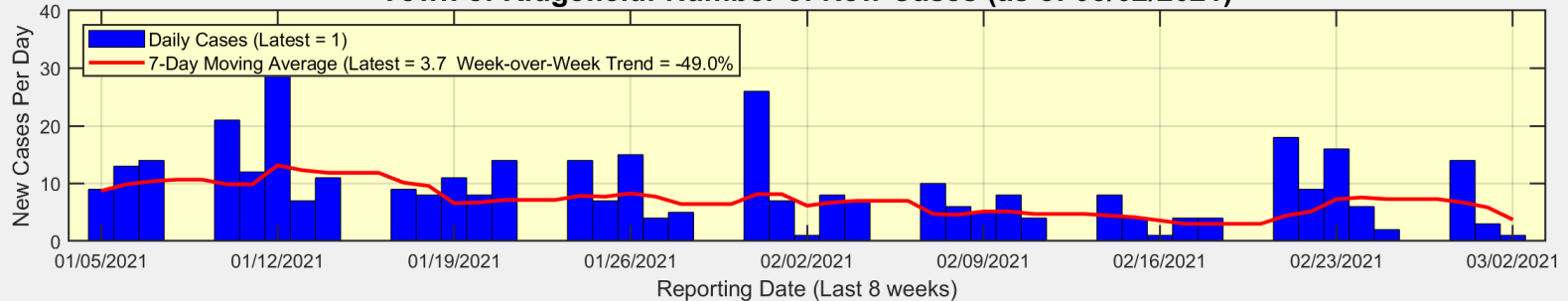
Data Source: <https://data.ct.gov>



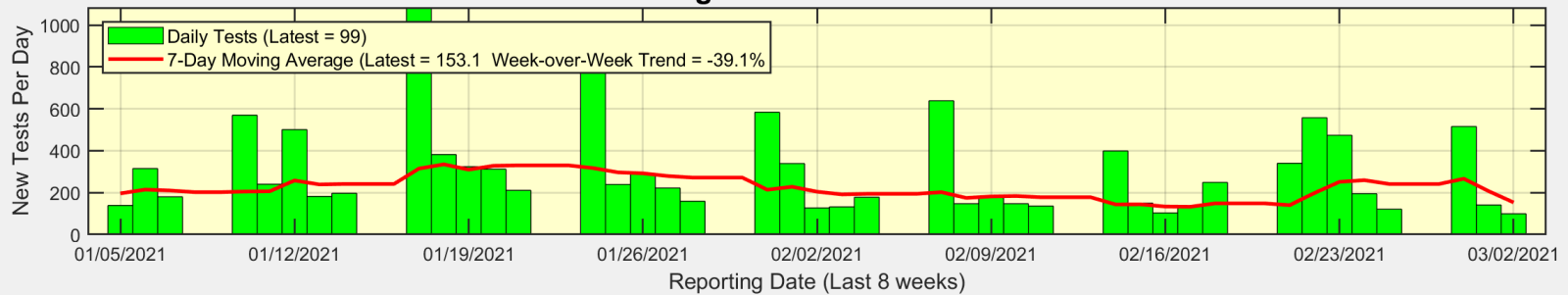
Ridgefield COVID-19 Task Force

# Here are the latest New Cases, New Tests, and Test Positivity for Ridgefield

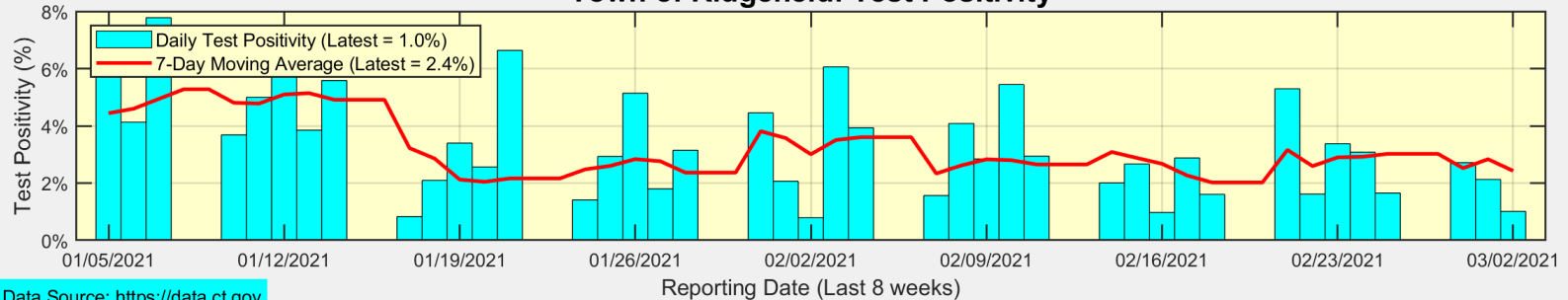
**Town of Ridgefield: Number of New Cases (as of 03/02/2021)**



**Town of Ridgefield: Number of New Tests**



**Town of Ridgefield: Test Positivity**



Data Source: <https://data.ct.gov>



## Here are the most recently available Age 65+ vaccination rates for towns in Fairfield County

