


## Ridgefield COVID Summary

### Ridgefield COVID-19 Task Force



Data downloaded from  
<https://data.ct.gov/browse?category=Health+and+Human+Services>

Data downloaded on Tuesday, March 02, 2021 at 4:00 PM  
This reflects data through Monday, March 01, 2021

## Ridgefield Summary

Ridgefield	Monday 03/01/2021	Sunday 02/28/2021
Number of New Cases Reported	3	14
New Case Rate (per 100,000 Residents)	23.5	26.9
New Test Rate (per 100,000 Residents)	828.2	1066.9
Test Positivity	2.8%	2.5%
Fairfield County	Monday 03/01/2021	Sunday 02/28/2021
Number of New Cases Reported	156	782
New Case Rate (per 100,000 Residents)	29.4	33.6
New Test Rate (per 100,000 Residents)	949.8	1046.3
Test Positivity	3.1%	3.2%
Currently Hospitalized	125	126

**Data Source:** <https://data.ct.gov>. This report reflects data reported to the State through Monday 03/01/2021.

The New Case Rate, New Test Rate, and Test Positivity are computed using 7-day moving averages.

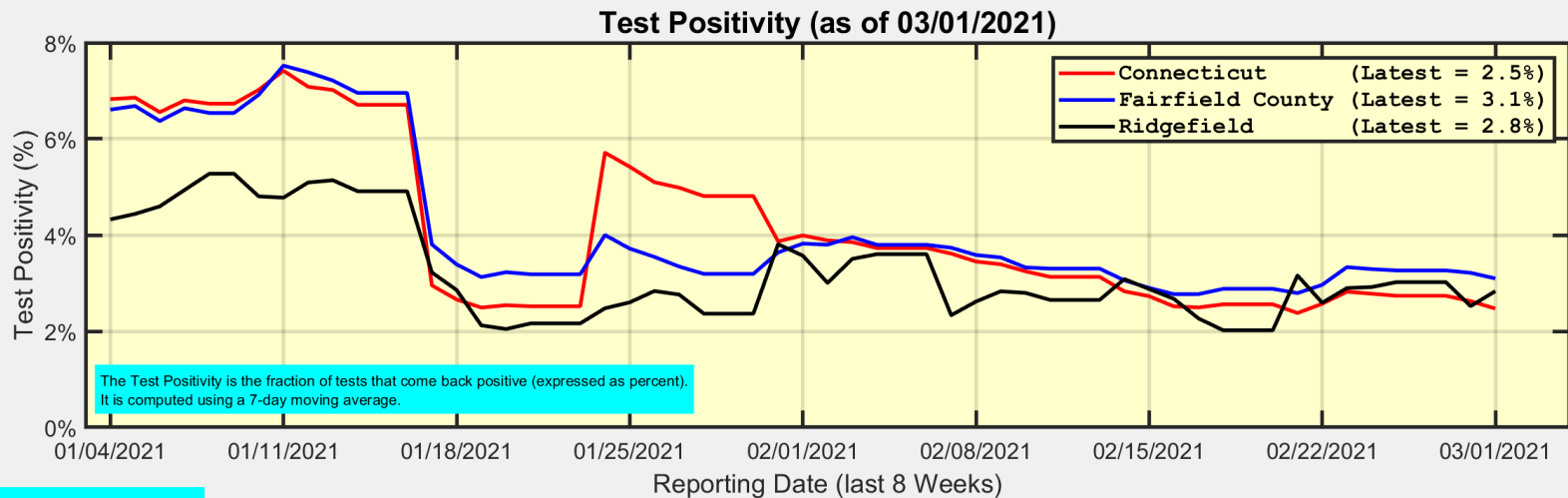
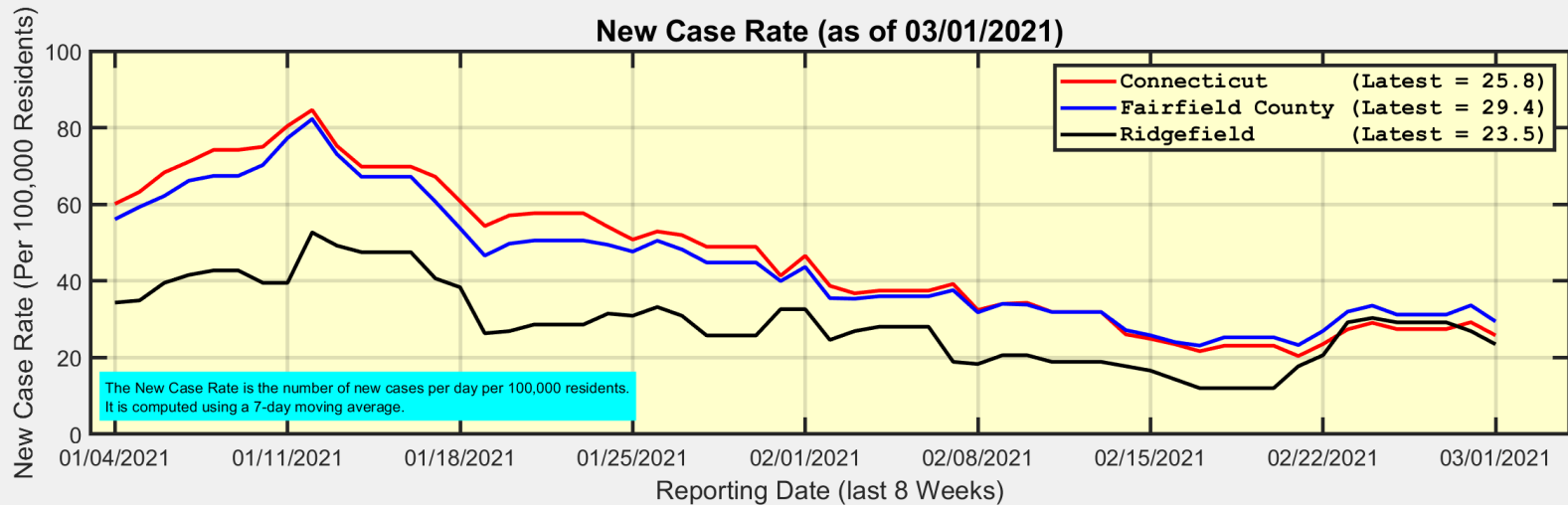
**NOTE: The Number of New Cases Reported for Sunday is the TOTAL over the last THREE DAYS (Friday, Saturday, Sunday).**

Our data science confirms CDC and other studies:

***Wearing a Mask Reduces COVID Case Rates***



# Here are the latest New Case Rates and Test Positivity for the State, County, and Ridgefield



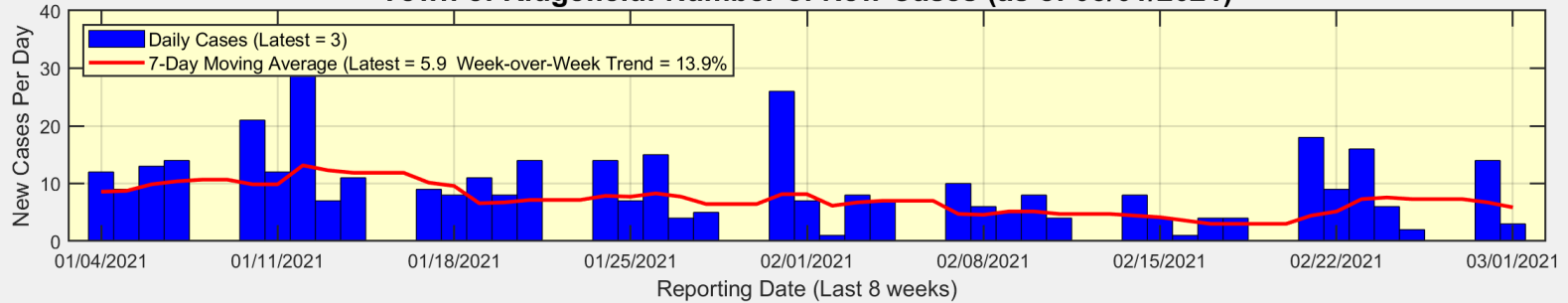
Data Source: <https://data.ct.gov>



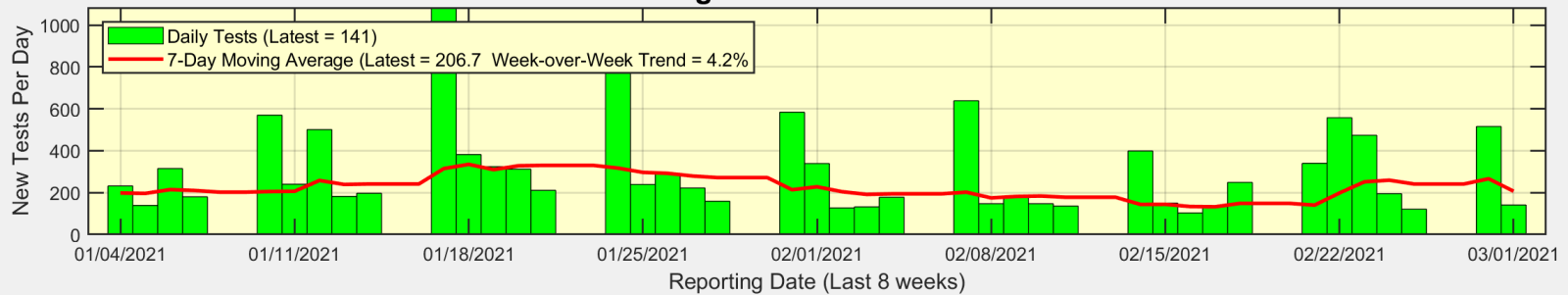
Ridgefield COVID-19 Task Force

# Here are the latest New Cases, New Tests, and Test Positivity for Ridgefield

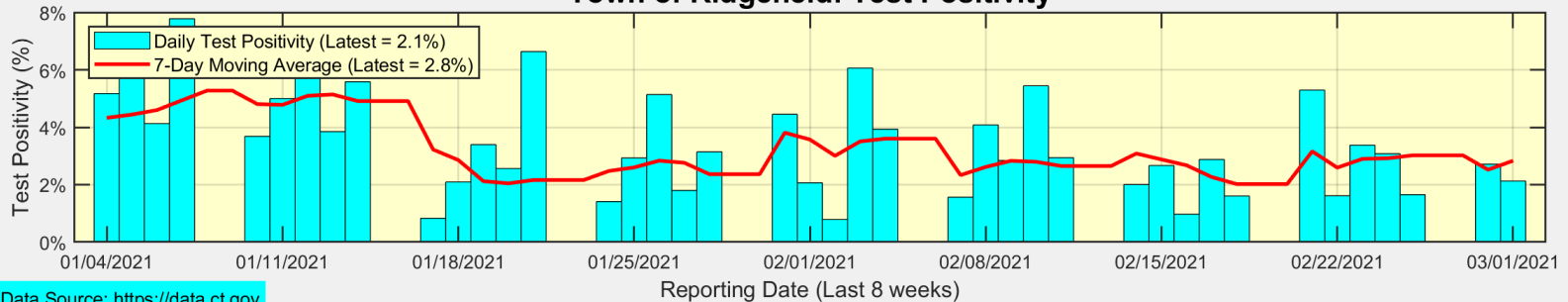
**Town of Ridgefield: Number of New Cases (as of 03/01/2021)**



**Town of Ridgefield: Number of New Tests**



**Town of Ridgefield: Test Positivity**



Data Source: <https://data.ct.gov>



## Here are the most recently available Age 65+ vaccination rates for towns in Fairfield County

