

## Ridgefield COVID Summary

Ridgefield COVID-19 Task Force



Data downloaded from  
<https://data.ct.gov/browse?category=Health+and+Human+Services>

Data downloaded on Friday, March 12, 2021 at 4:00 PM  
This reflects data through Thursday, March 11, 2021

## Ridgefield Summary

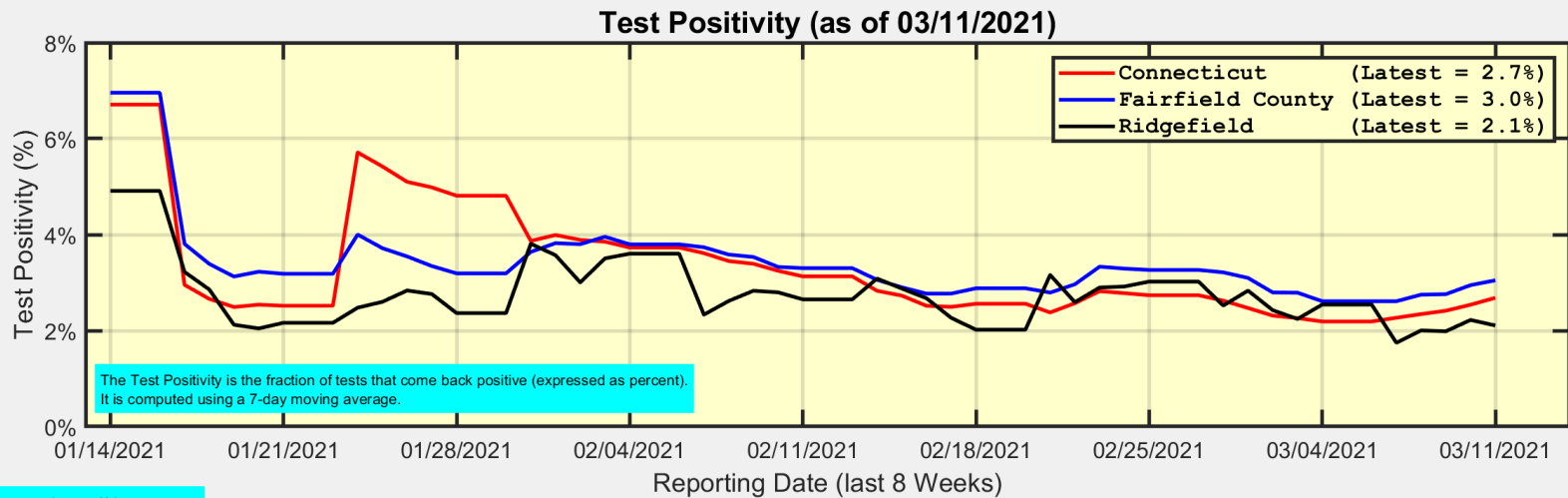
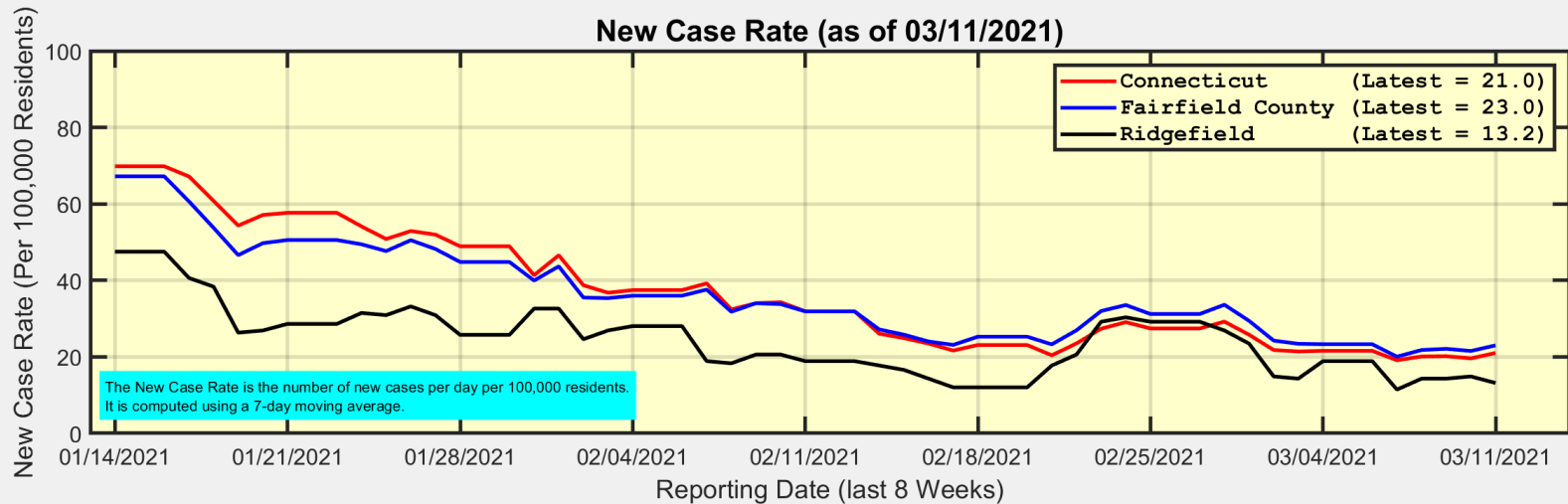
| Ridgefield  | Thursday 03/11/2021 | Wednesday 03/10/2021 |
|---|---------------------|----------------------|
| Number of New Cases Reported  | 7                   | 6                    |
| New Case Rate (per 100,000 Residents)   | 13.2                | 14.9                 |
| New Test Rate (per 100,000 Residents)   | 625.0               | 669.7                |
| Test Positivity   | 2.1%                | 2.2%                 |
|   |                     |                      |
| Fairfield County  | Thursday 03/11/2021 | Wednesday 03/10/2021 |
| Number of New Cases Reported  | 322                 | 209                  |
| New Case Rate (per 100,000 Residents)   | 23.0                | 21.5                 |
| New Test Rate (per 100,000 Residents)   | 754.7               | 730.8                |
| Test Positivity   | 3.0%                | 2.9%                 |
| Currently Hospitalized  | 105                 | 107                  |
| <b>Data Source: <a href="https://data.ct.gov">https://data.ct.gov</a>. This report reflects data reported to the State through Thursday 03/11/2021.</b><br><b>The New Case Rate, New Test Rate, and Test Positivity are computed using 7-day moving averages.</b> |                     |                      |

Our data science confirms CDC and other studies:

***Wearing a Mask Reduces COVID Case Rates***



# Here are the latest New Case Rates and Test Positivity for the State, County, and Ridgefield

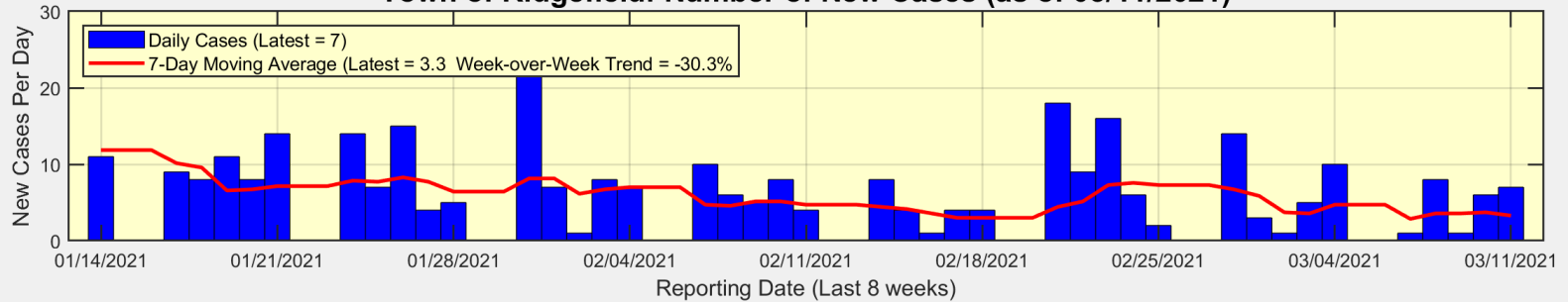


Data Source: <https://data.ct.gov>

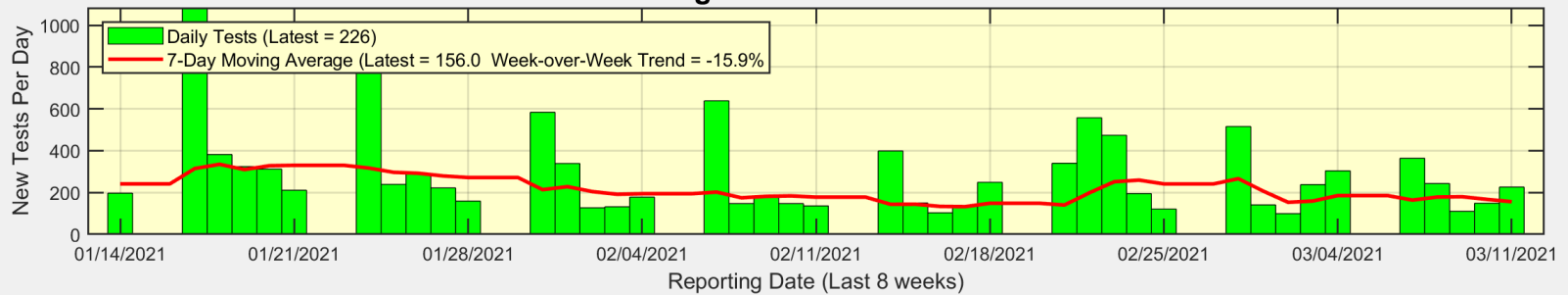


# Here are the latest New Cases, New Tests, and Test Positivity for Ridgefield

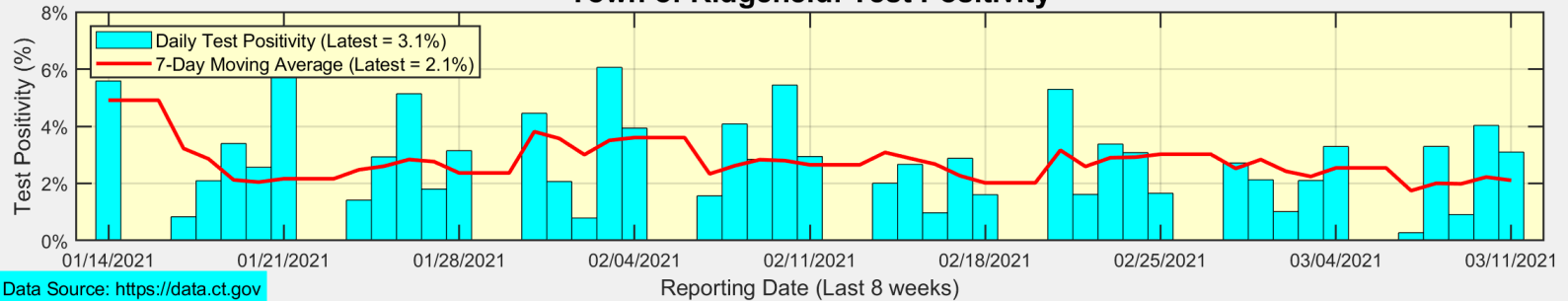
**Town of Ridgefield: Number of New Cases (as of 03/11/2021)**



**Town of Ridgefield: Number of New Tests**



**Town of Ridgefield: Test Positivity**



Data Source: <https://data.ct.gov>



## Here are the most recently available Age 65+ vaccination rates for towns in Fairfield County

