

Ridgefield COVID Summary

Ridgefield COVID-19 Task Force



Data downloaded from
<https://data.ct.gov/browse?category=Health+and+Human+Services>

Data downloaded on Thursday, March 11, 2021 at 4:00 PM
This reflects data through Wednesday, March 10, 2021

Ridgefield Summary

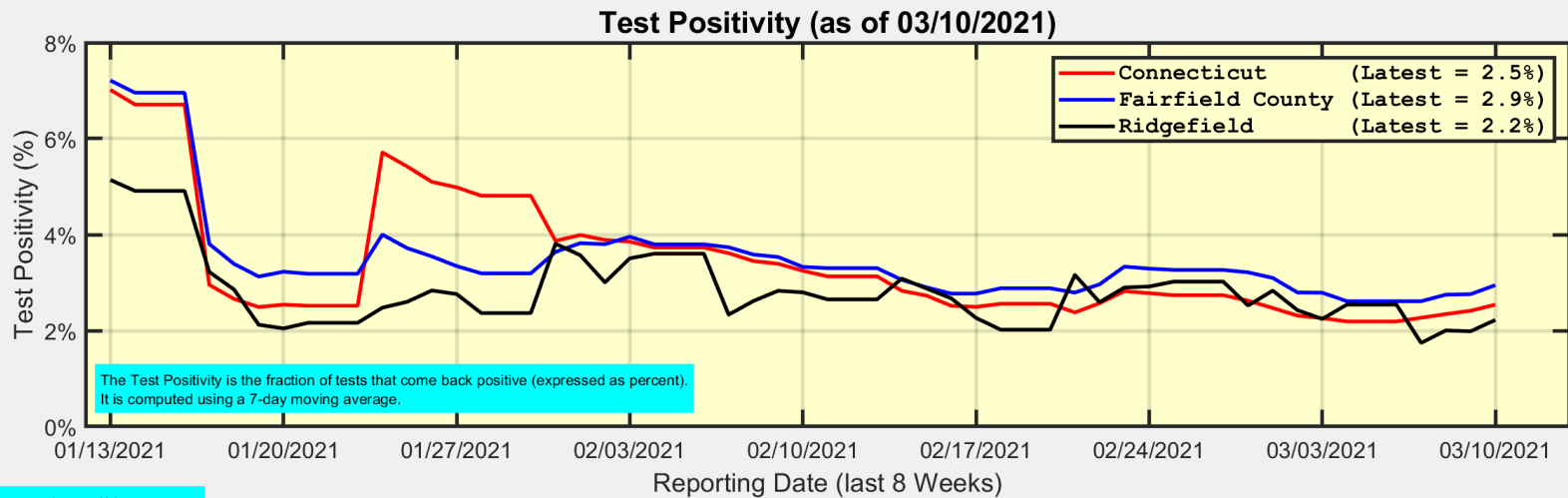
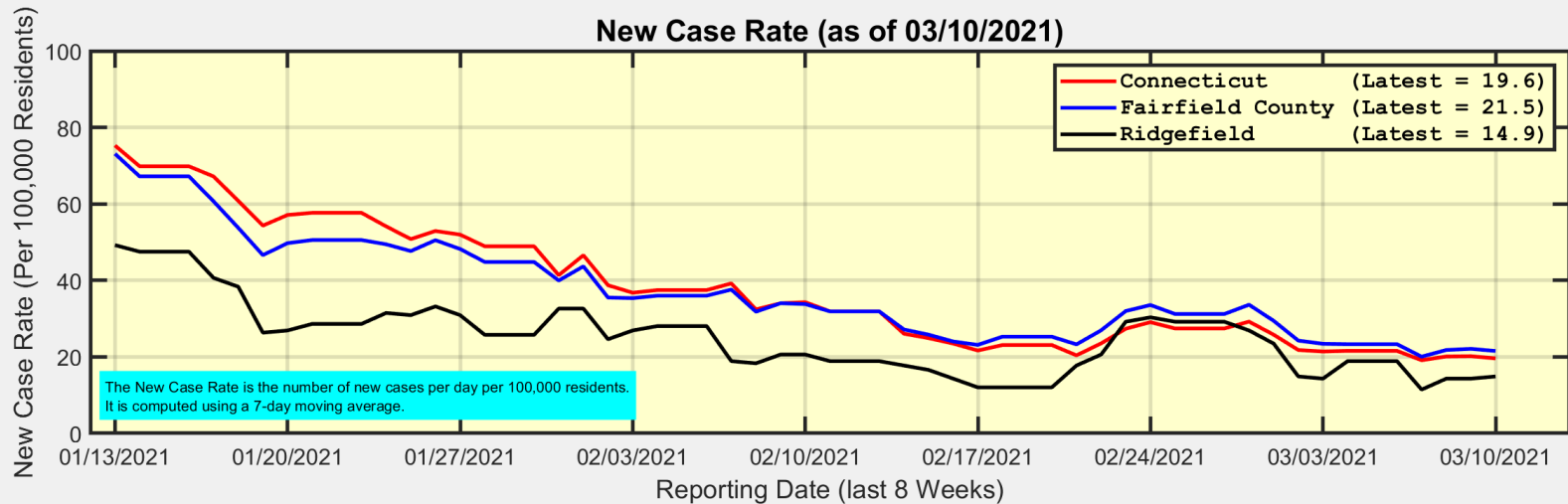
Ridgefield	Wednesday 03/10/2021	Tuesday 03/09/2021
Number of New Cases Reported	6	1
New Case Rate (per 100,000 Residents)	14.9	14.3
New Test Rate (per 100,000 Residents)	669.7	720.6
Test Positivity	2.2%	2.0%
Fairfield County	Wednesday 03/10/2021	Tuesday 03/09/2021
Number of New Cases Reported	209	151
New Case Rate (per 100,000 Residents)	21.5	22.1
New Test Rate (per 100,000 Residents)	730.8	800.9
Test Positivity	2.9%	2.8%
Currently Hospitalized	107	115

Data Source: <https://data.ct.gov>. This report reflects data reported to the State through Wednesday 03/10/2021. The New Case Rate, New Test Rate, and Test Positivity are computed using 7-day moving averages.

Our data science confirms CDC and other studies:
Wearing a Mask Reduces COVID Case Rates



Here are the latest New Case Rates and Test Positivity for the State, County, and Ridgefield



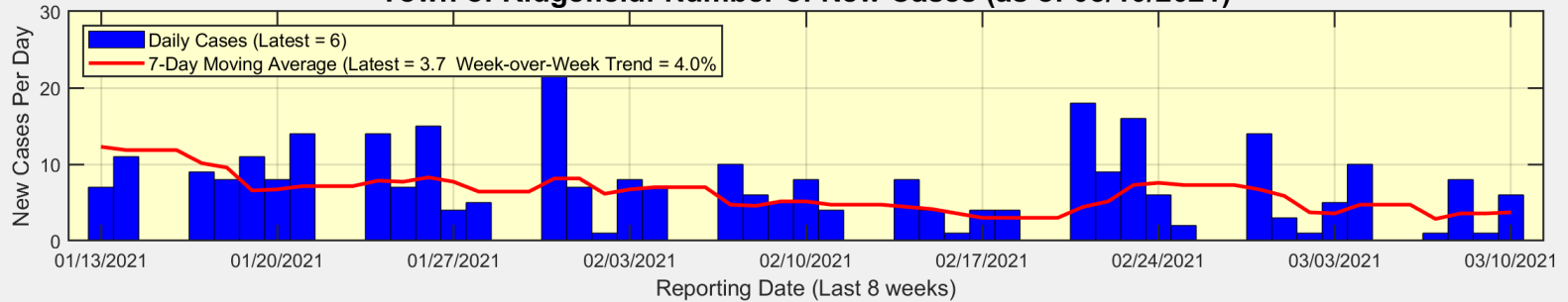
Data Source: <https://data.ct.gov>



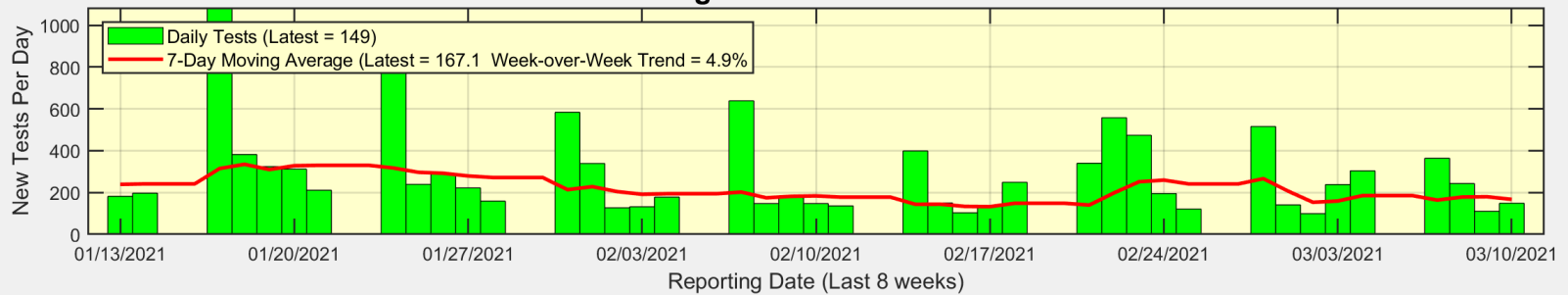
Ridgefield COVID-19 Task Force

Here are the latest New Cases, New Tests, and Test Positivity for Ridgefield

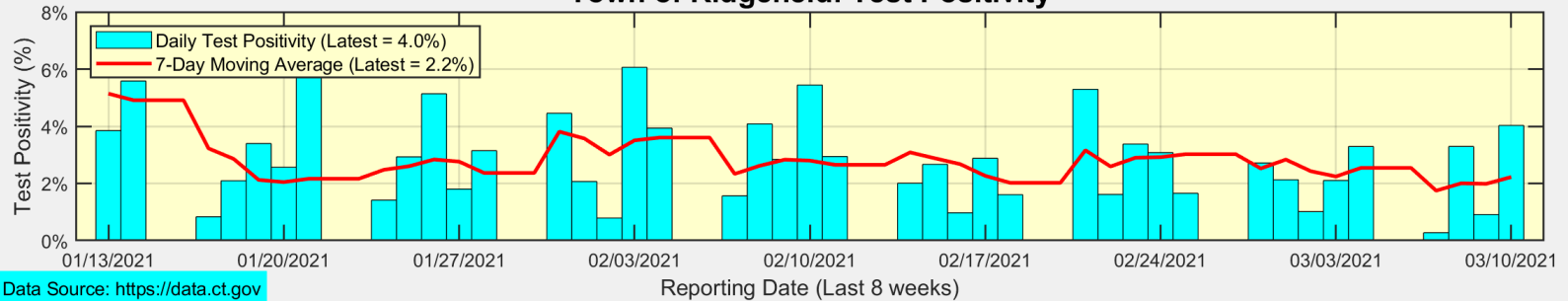
Town of Ridgefield: Number of New Cases (as of 03/10/2021)



Town of Ridgefield: Number of New Tests



Town of Ridgefield: Test Positivity



Data Source: <https://data.ct.gov>



Here are the most recently available Age 65+ vaccination rates for towns in Fairfield County

