

Ridgefield COVID Summary

Ridgefield COVID-19 Task Force



Data downloaded from
<https://data.ct.gov/browse?category=Health+and+Human+Services>

Data downloaded on Wednesday, March 10, 2021 at 4:00 PM
This reflects data through Tuesday, March 09, 2021

Ridgefield Summary

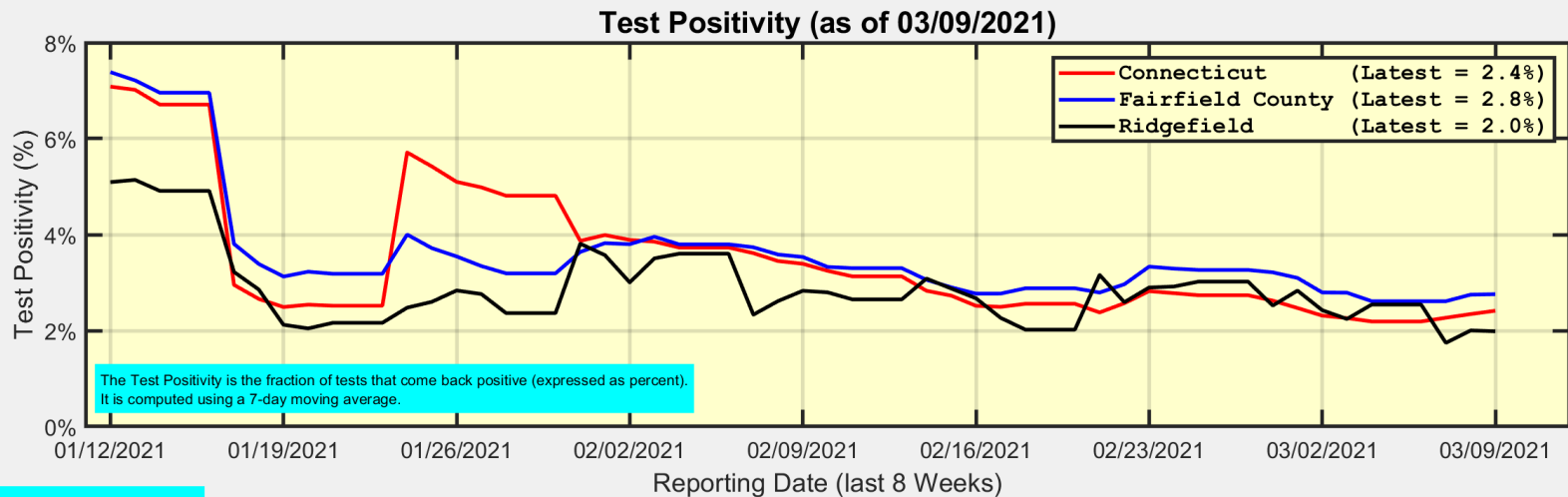
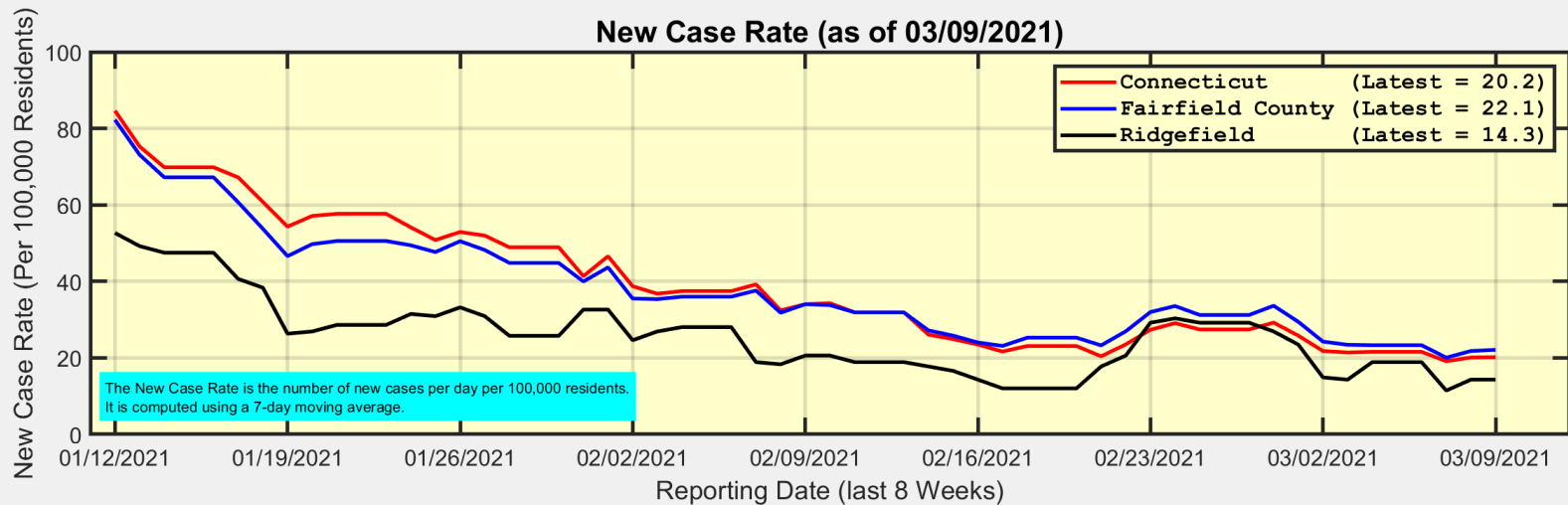
Ridgefield	Tuesday 03/09/2021	Monday 03/08/2021
Number of New Cases Reported	1	8
New Case Rate (per 100,000 Residents)	14.3	14.3
New Test Rate (per 100,000 Residents)	720.6	714.3
Test Positivity	2.0%	2.0%
Fairfield County	Tuesday 03/09/2021	Monday 03/08/2021
Number of New Cases Reported	151	271
New Case Rate (per 100,000 Residents)	22.1	21.8
New Test Rate (per 100,000 Residents)	800.9	792.9
Test Positivity	2.8%	2.7%
Currently Hospitalized	115	96
Data Source: https://data.ct.gov. This report reflects data reported to the State through Tuesday 03/09/2021. The New Case Rate, New Test Rate, and Test Positivity are computed using 7-day moving averages.		

Our data science confirms CDC and other studies:

Wearing a Mask Reduces COVID Case Rates



Here are the latest New Case Rates and Test Positivity for the State, County, and Ridgefield

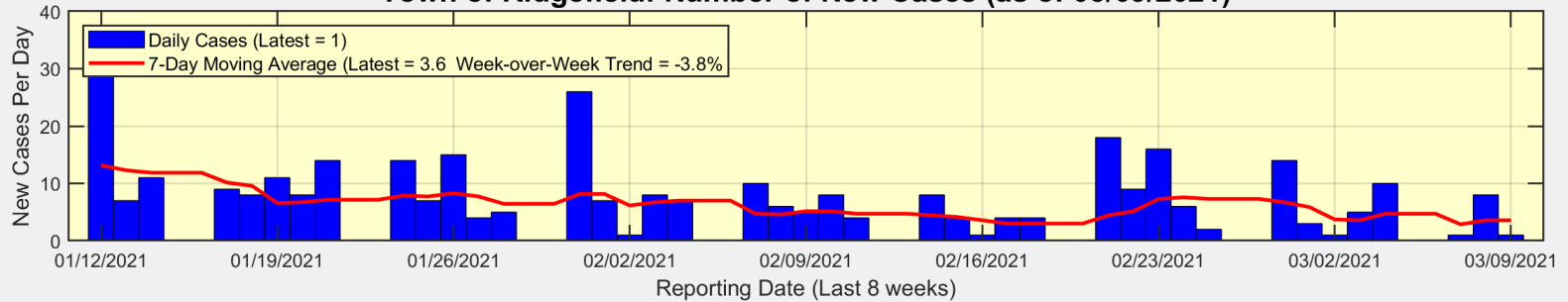


Data Source: <https://data.ct.gov>

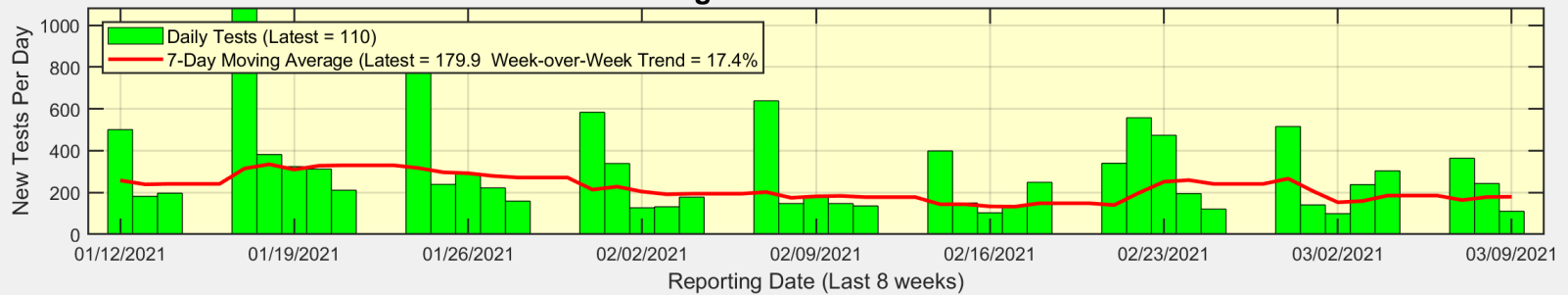


Here are the latest New Cases, New Tests, and Test Positivity for Ridgefield

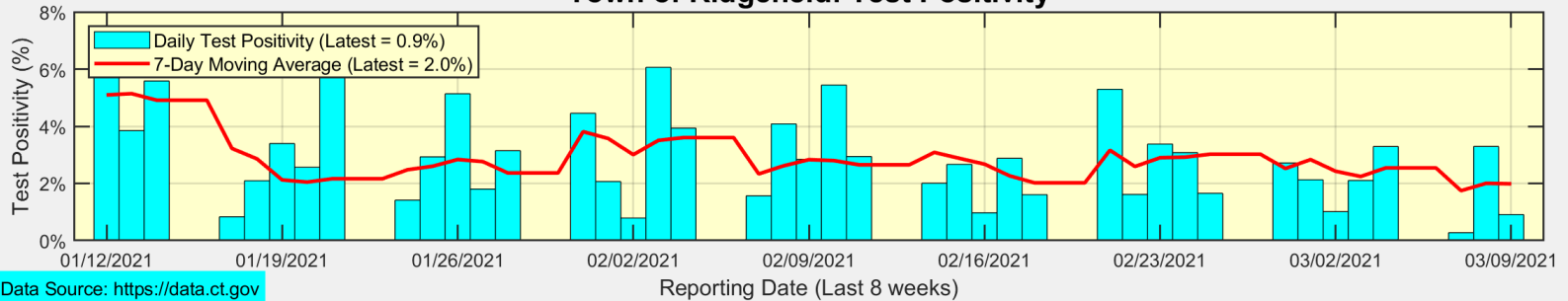
Town of Ridgefield: Number of New Cases (as of 03/09/2021)



Town of Ridgefield: Number of New Tests



Town of Ridgefield: Test Positivity



Data Source: <https://data.ct.gov>



Here are the most recently available Age 65+ vaccination rates for towns in Fairfield County

