

Ridgefield COVID Summary

Ridgefield COVID-19 Task Force



Data downloaded from

<https://data.ct.gov/browse?category=Health+and+Human+Services>

<https://covid.cdc.gov/covid-data-tracker/#vaccinations>

Friday, February 04, 2022

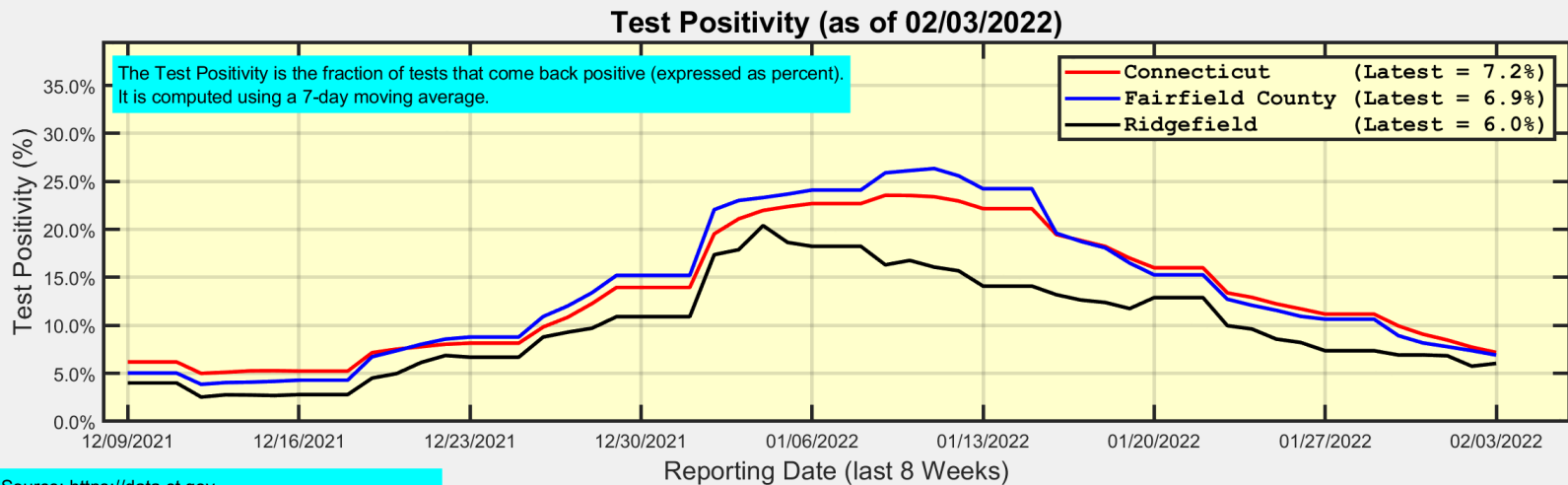
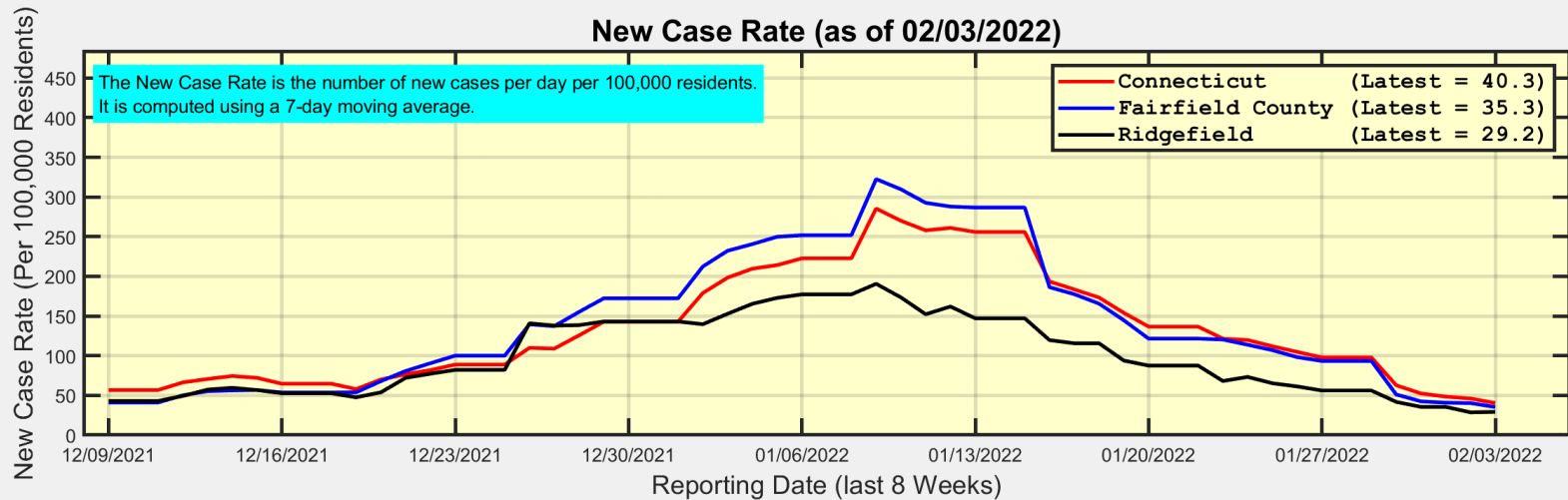
Ridgefield Summary

Ridgefield	Thursday 02/03/2022	Wednesday 02/02/2022
Number of New Cases Reported	7	7
New Case Rate (per 100,000 Residents)	29.2	28.6
New Test Rate (per 100,000 Residents)	483.7	498.0
Test Positivity	6.0%	5.7%
Fairfield County	Thursday 02/03/2022	Wednesday 02/02/2022
Number of New Cases Reported	259	616
New Case Rate (per 100,000 Residents)	35.3	40.3
New Test Rate (per 100,000 Residents)	511.4	546.4
Test Positivity	6.9%	7.4%
Currently Hospitalized	186	209

Data Source: <https://data.ct.gov>. This report reflects data reported to the State through Thursday 02/03/2022. The New Case Rate, New Test Rate, and Test Positivity are computed using 7-day moving averages.



New Case Rates and Test Positivity for Connecticut, Fairfield County, and Ridgefield



Data Source: <https://data.ct.gov>

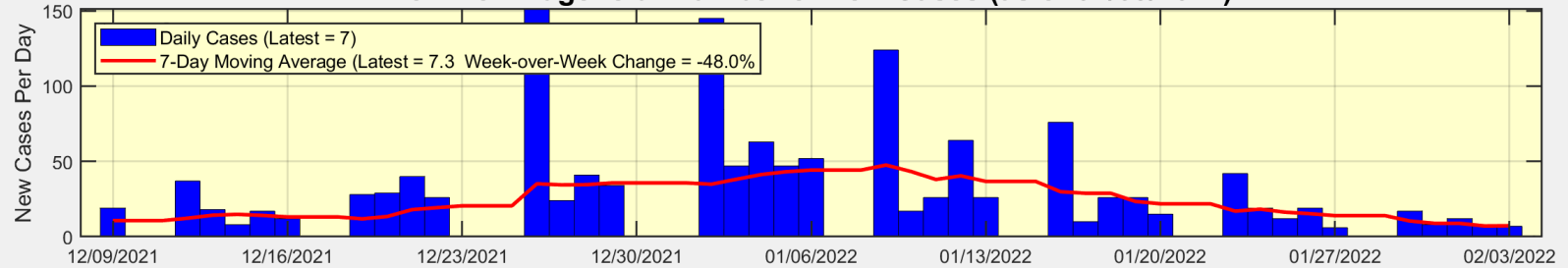
Analysis by Rick Lawrence (Ridgefield COVID Task Force)



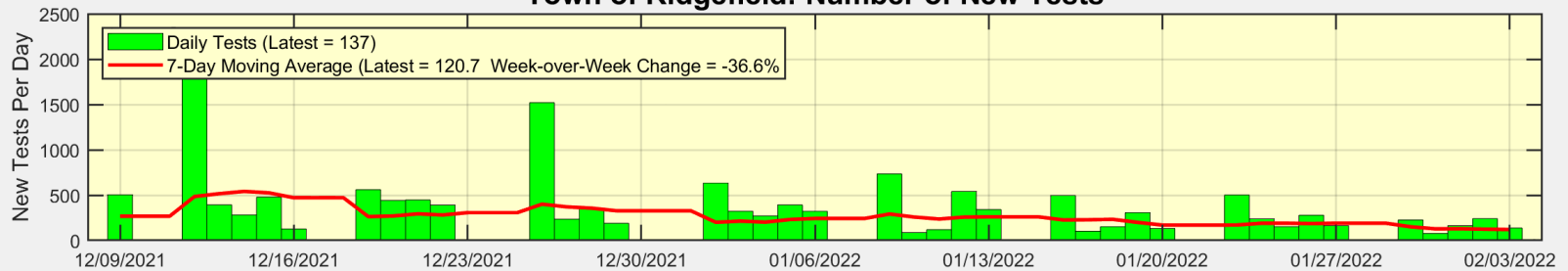
Ridgefield COVID-19 Task Force

New Cases, New Tests, and Test Positivity for Ridgefield

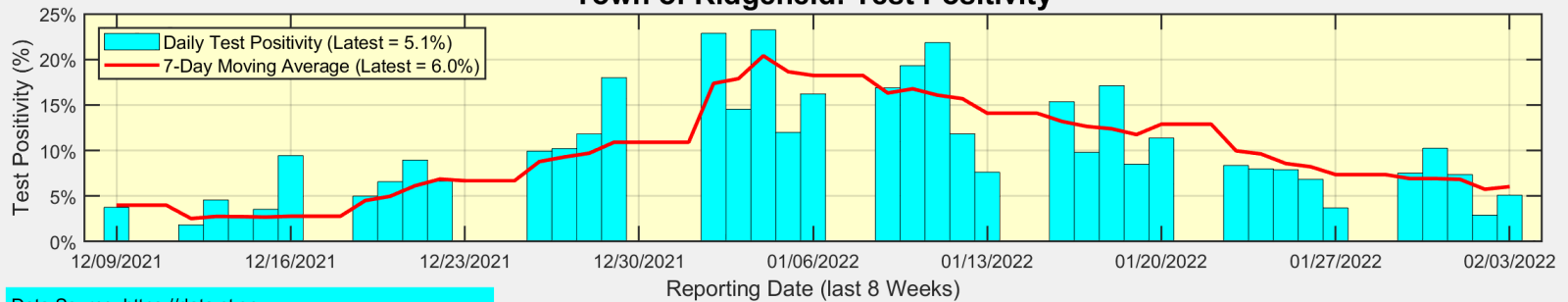
Town of Ridgefield: Number of New Cases (as of 02/03/2022)



Town of Ridgefield: Number of New Tests



Town of Ridgefield: Test Positivity



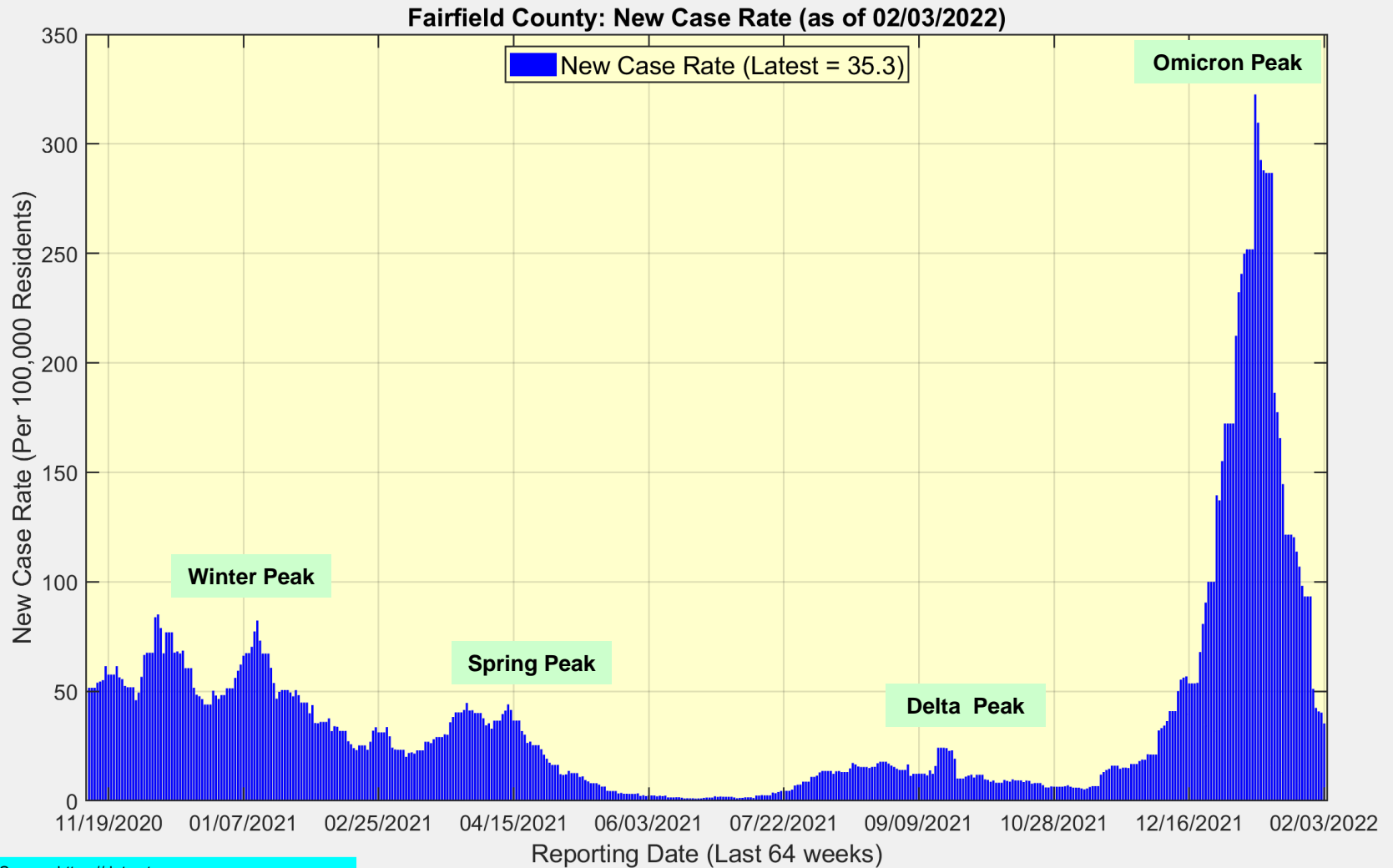
Data Source: <https://data.ct.gov>

Analysis by Rick Lawrence (Ridgefield COVID Task Force)



Ridgefield COVID-19 Task Force

Fairfield County: New Case Rates



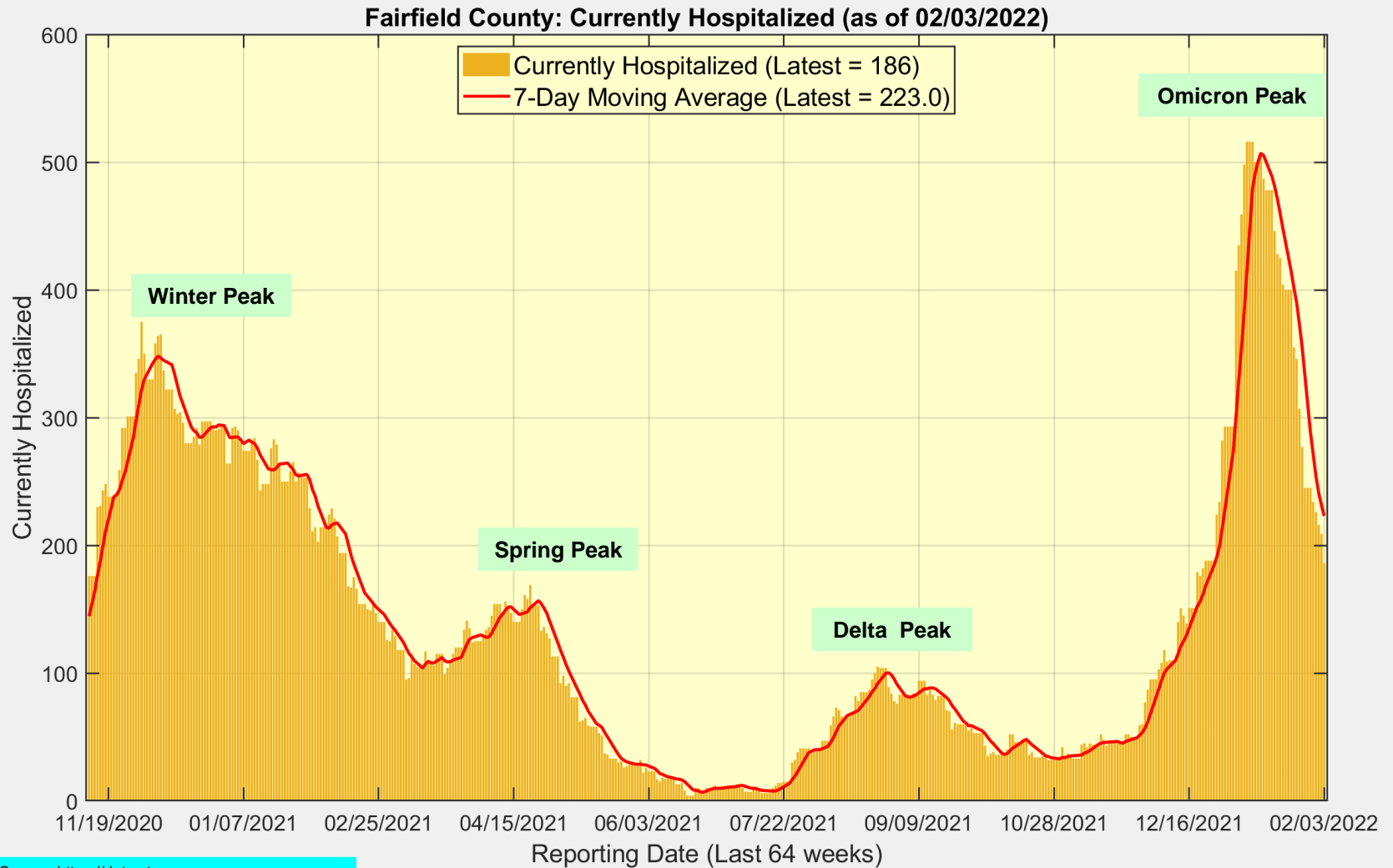
Data Source: <https://data.ct.gov>

Analysis: Rick Lawrence (Ridgefield COVID Task Force)

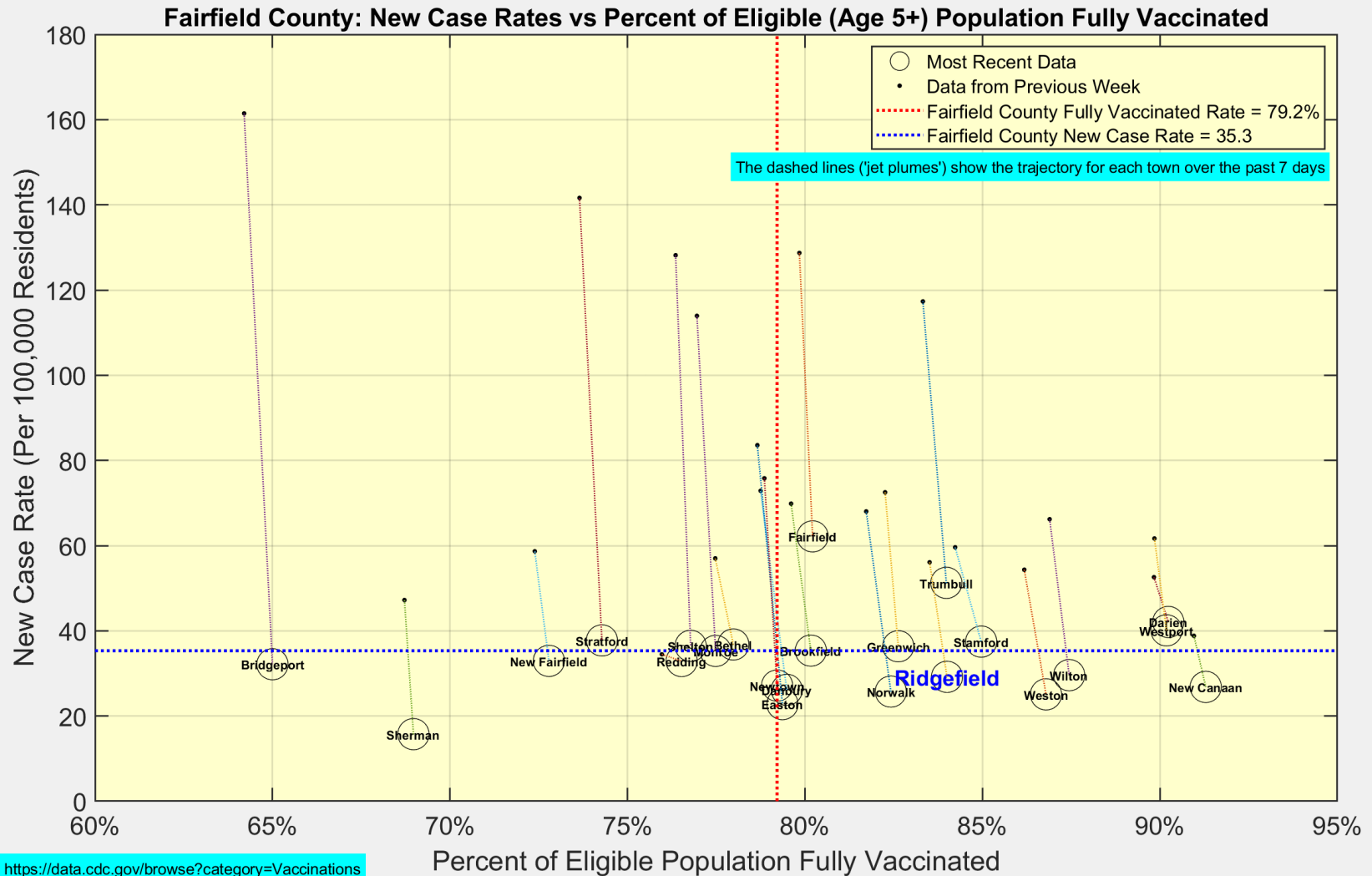


Ridgefield COVID-19 Task Force

Fairfield County: Currently Hospitalized



New Case Rates vs Vaccination Rates for Towns in Fairfield County



Connecticut and US Vaccination Summary

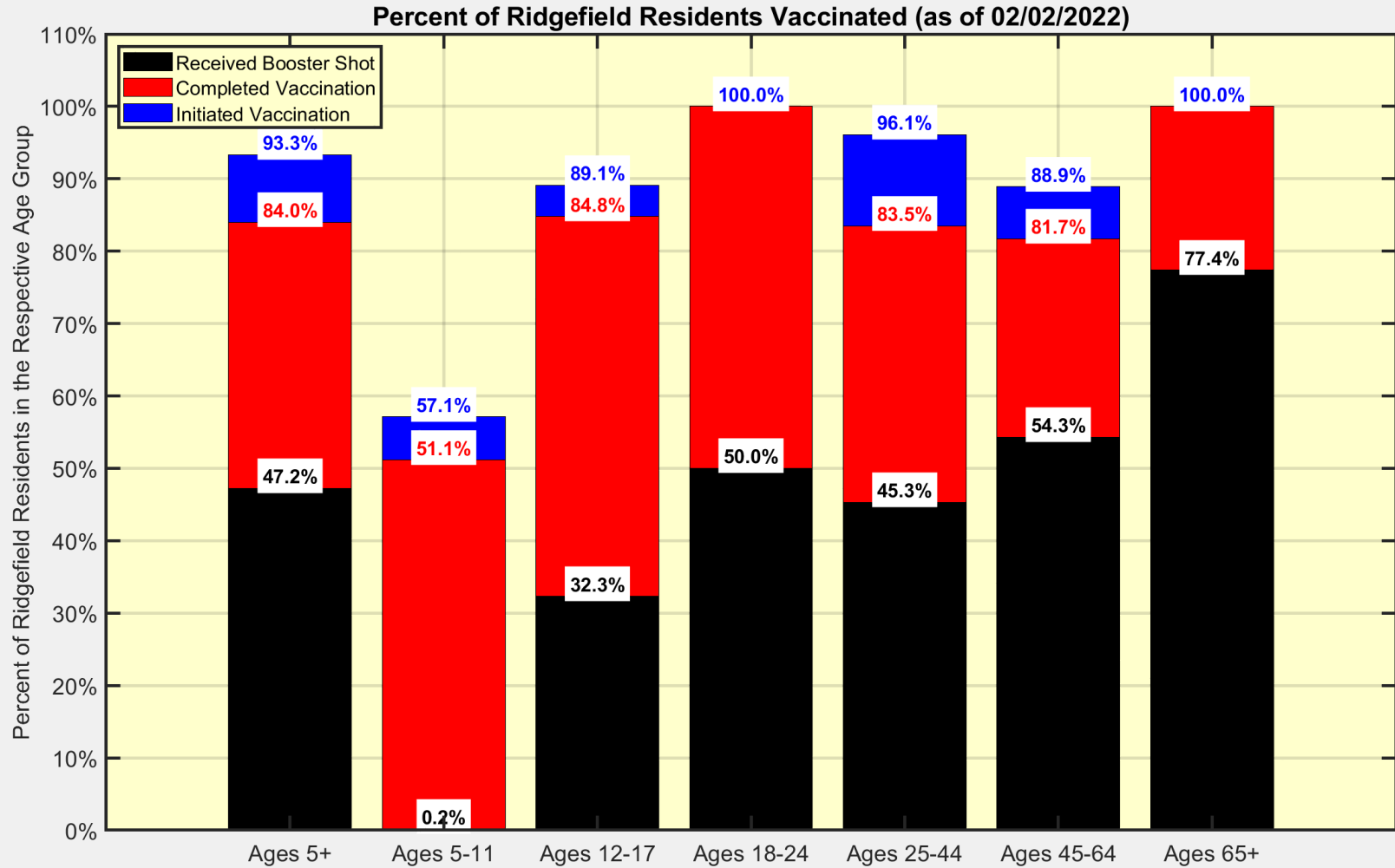
Connecticut (as of Wednesday February 02, 2022)	Cumulative	Daily
Doses Administered	7,115,047	8,824
Percent of Age 5+ Population Who Have Initiated Vaccination Connecticut Rank Among 50 States and DC	95.0% 1	
Percent of Age 5+ Population Who Have Completed Vaccination Connecticut Rank Among 50 States and DC	80.8% 5	
Percent of Age 18+ Population Who Have Received Booster Shot Connecticut Rank Among 50 States and DC	51.1% 14	
Percent of Age 5-11 Population Who Have Completed Vaccination Connecticut Rank Among 50 States and DC	33.8% 5	

United States (as of Wednesday February 02, 2022)	Cumulative	Daily
Doses Administered	540,630,198	494,092
Percent of Age 5+ Population Who Have Initiated Vaccination	80.2%	
Percent of Age 5+ Population Who Have Completed Vaccination	67.9%	
Percent of Age 18+ Population Who Have Received Booster Shot	45.0%	
Percent of Age 5-11 Population Who Have Completed Vaccination	21.8%	

Data Source: <https://covid.cdc.gov/covid-data-tracker/#vaccinations>.
The Daily numbers are the most recent 7-day moving averages.



Latest Vaccination Rates for Ridgefield Residents



Data Source: <https://data.ct.gov>

Analysis: Rick Lawrence (Ridgefield COVID Task Force)



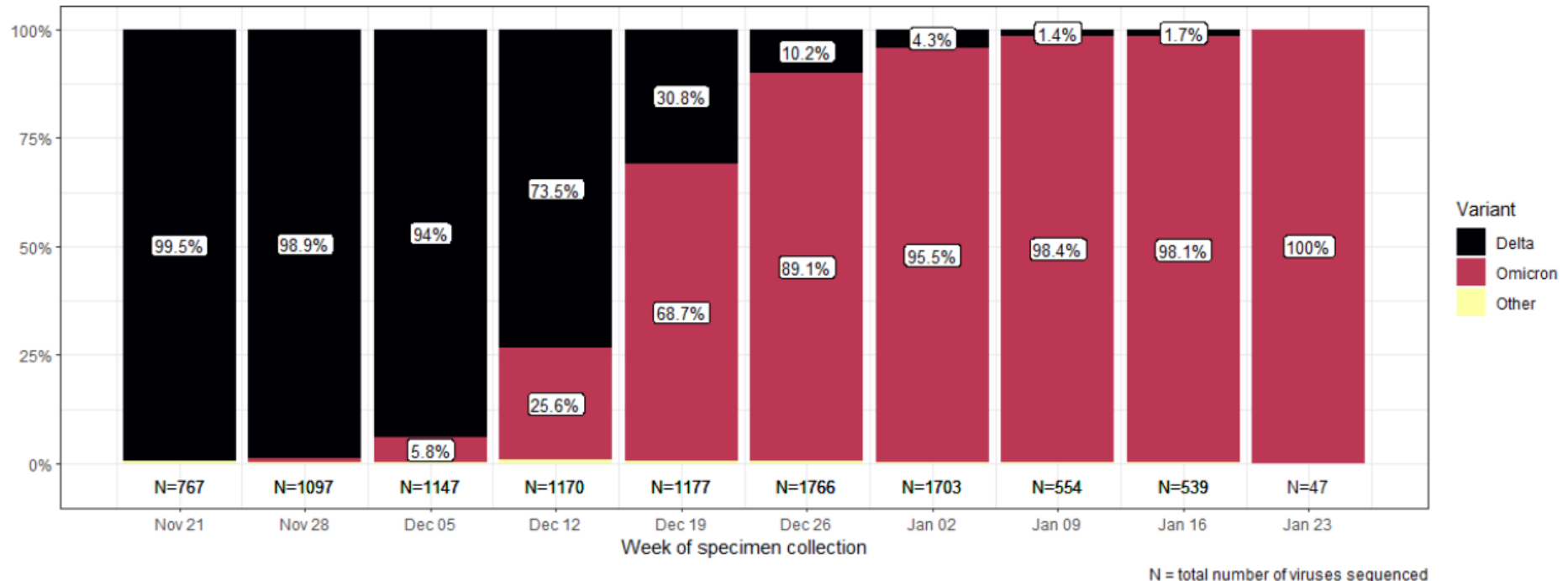
Ridgefield COVID-19 Task Force

Latest Data for Connecticut shows Omicron continues to be dominant

The plot below, based on data extracted from GISAID on 2/3/2022, shows the change in proportion of circulating variants of concern by week. Data include sequences from specimens with dates of collection from 11/21/2021–01/25/2022.

Proportion of Circulating Variants of Concern & Variants Being Monitored, CT

Retrieved from GISAID data February 03, 2022



Data Source: <https://portal.ct.gov/-/media/Coronavirus/CTDPHCOVID19summary01132022.pdf>



Existing vaccines continue to provide significant protection from Hospitalization & Death

80.8% of Age 5+ Population

(Data for Connecticut)

Vaccinated Universe
Daily New Case Rate = 41.2
(per 100,000 vaccinated people)

19.2% of Age 5+ Population

Unvaccinated Universe
Daily New Case Rate = 131.8
(per 100,000 unvaccinated people)

Relative to fully vaccinated people, unvaccinated people are

- 3.2 times more likely to get COVID-19
- 7.1 times more likely to be hospitalized
- 15 times more likely to die from COVID-19

Fully vaccinated includes people with and without a Booster shot.

The level of protection is likely much higher for the Boosted population.

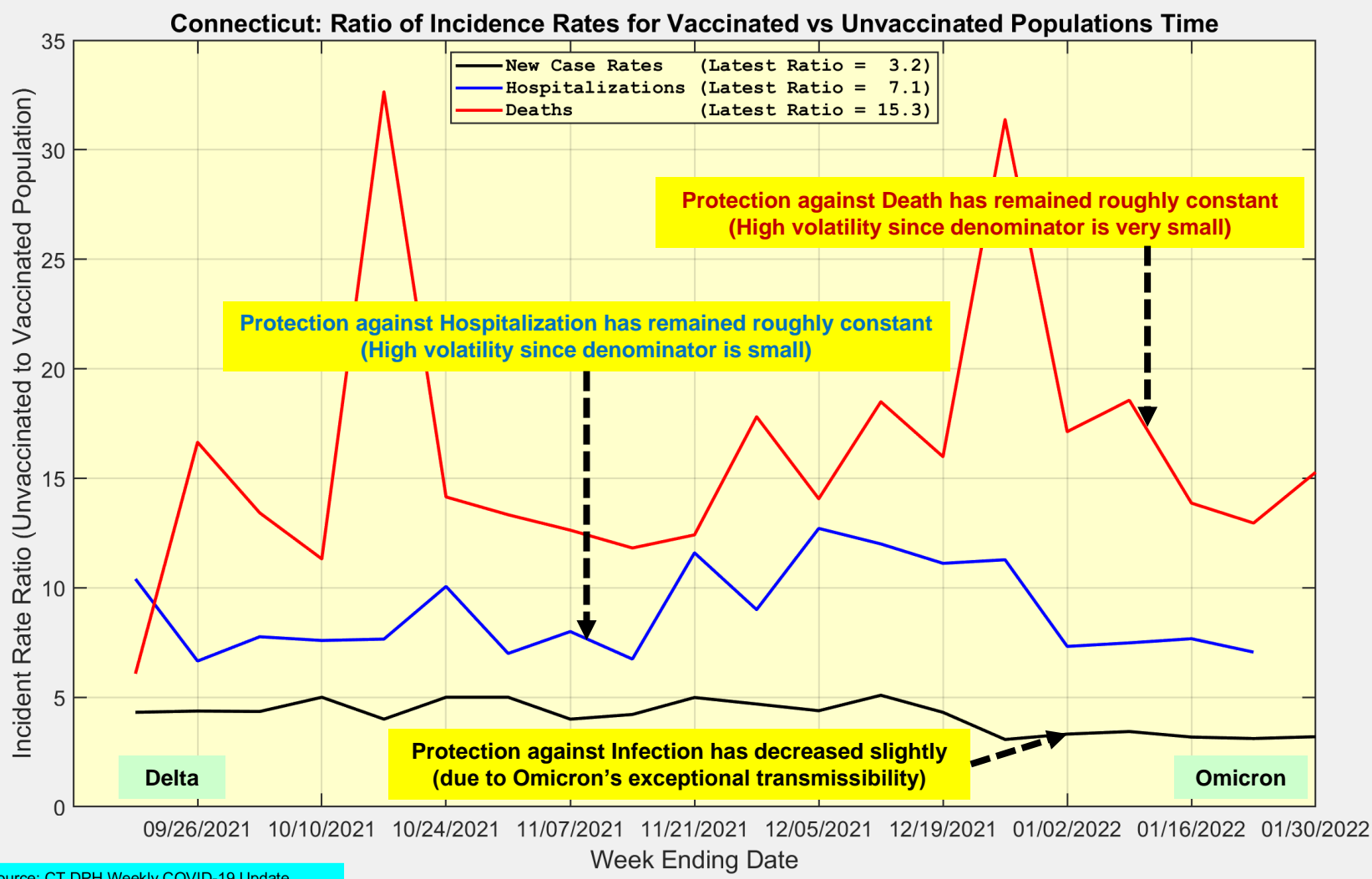
Data Source:

Connecticut Department of Public Health
Week ending January 23, 2022



Ridgefield COVID-19 Task Force

The effectiveness of vaccines against Hospitalization & Death has remained strong over time



Data Source: CT DPH Weekly COVID-19 Update
Analysis: Rick Lawrence (Ridgefield COVID Task Force)



Ridgefield COVID-19 Task Force