


Ridgefield COVID Summary

Ridgefield COVID-19 Task Force



Data downloaded from
<https://data.ct.gov/browse?category=Health+and+Human+Services>

Data downloaded on Friday, February 26, 2021 at 4:00 PM
This reflects data through Thursday, February 25, 2021

Ridgefield Summary

Data downloaded on Friday, 02/26/2021 at 4:00 PM

Ridgefield	Thursday 02/25/2021	Wednesday 02/24/2021
Number of New Cases Reported	2	6
New Case Rate (per 100,000 Residents)	29.2	30.3
New Test Rate (per 100,000 Residents)	966.2	1039.4
Test Positivity	3.0%	2.9%
Fairfield County	Thursday 02/25/2021	Wednesday 02/24/2021
Number of New Cases Reported	232	301
New Case Rate (per 100,000 Residents)	31.2	33.6
New Test Rate (per 100,000 Residents)	956.2	1019.4
Test Positivity	3.3%	3.3%
Currently Hospitalized	140	147
Data Source: https://data.ct.gov . This report reflects data reported to the State through Thursday 02/25/2021.		
The New Case Rate, New Test Rate, and Test Positivity are computed using 7-day moving averages.		
NOTE: The Number of New Cases Reported for Sunday is the TOTAL over the last THREE DAYS (Friday, Saturday, Sunday).		

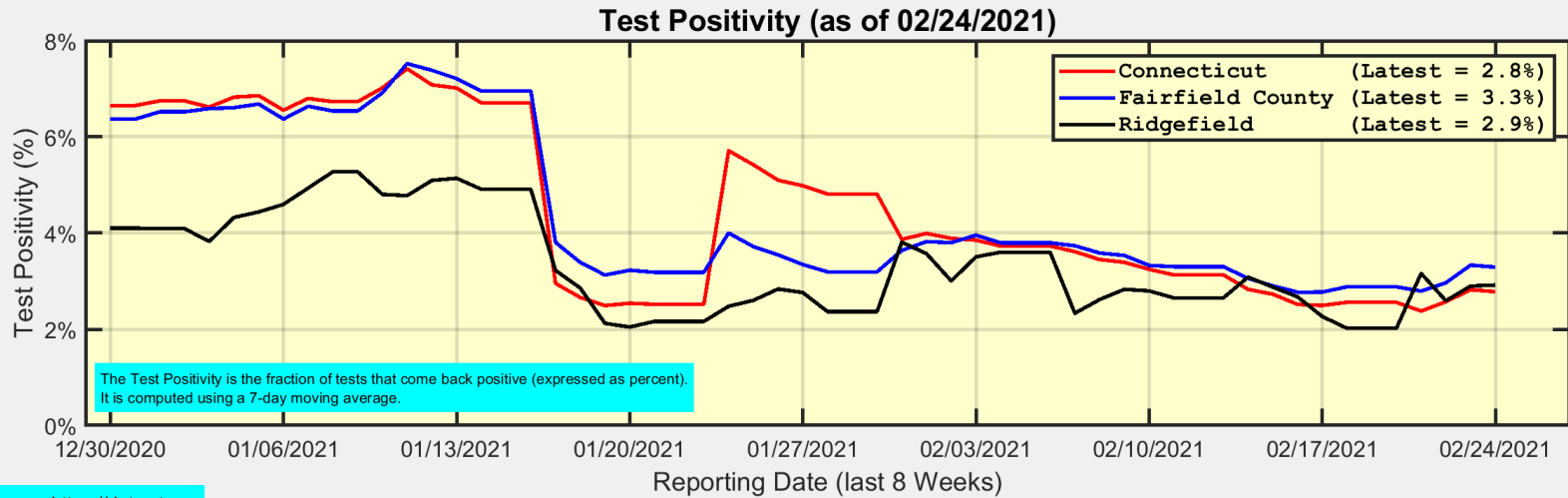
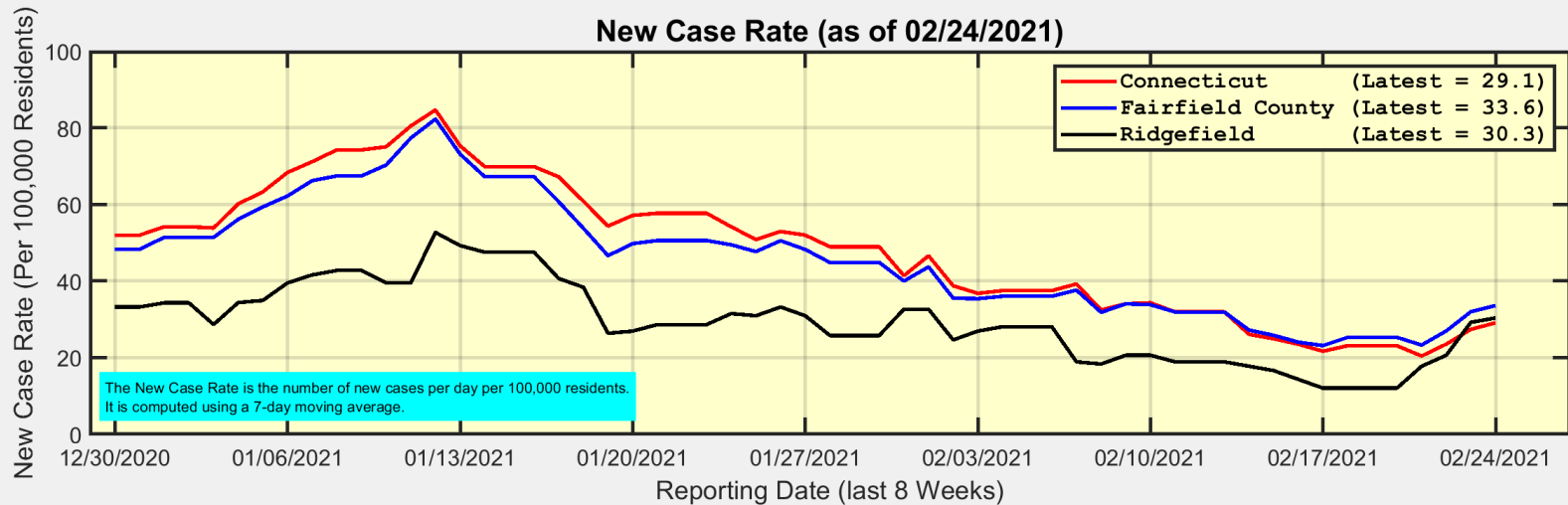
Our data science confirms CDC and other studies:

Wearing a Mask Reduces COVID Case Rates



Ridgefield COVID-19 Task Force

Here are the latest New Case Rates and Test Positivity for the State, County, and Ridgefield

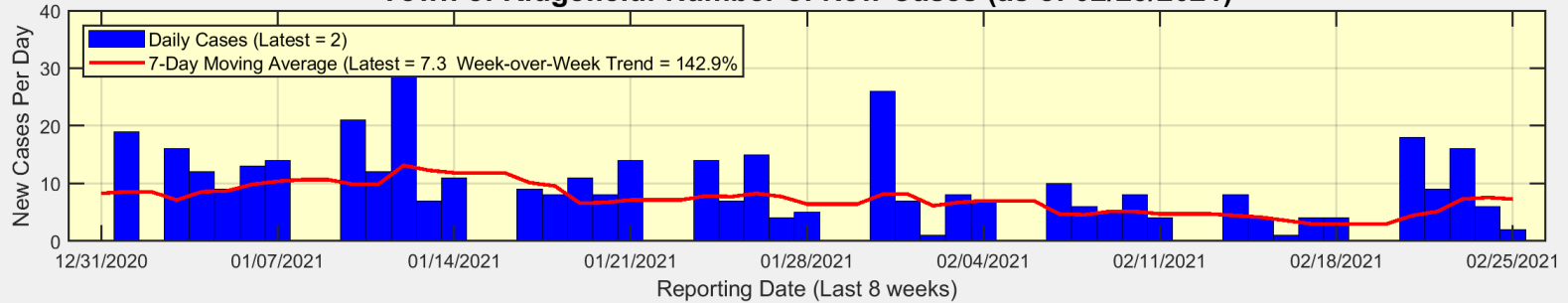


Data Source: <https://data.ct.gov>

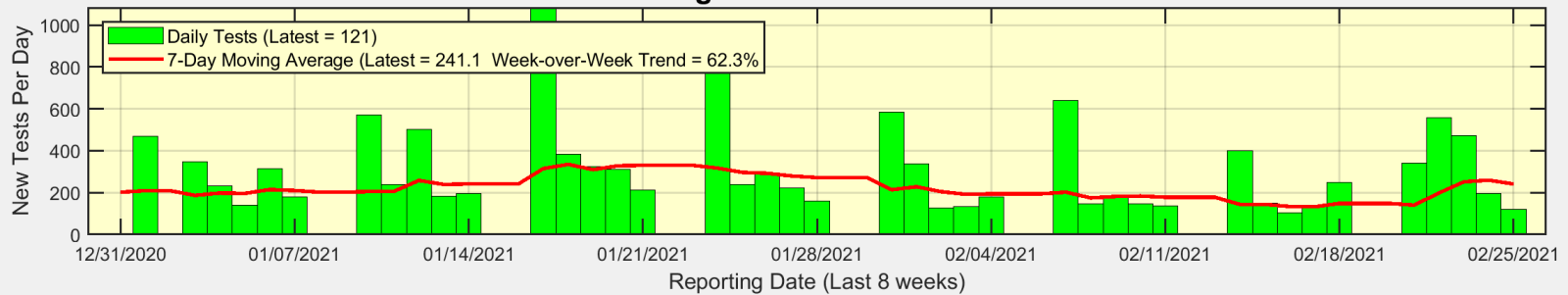


Here are the latest New Cases, New Tests, and Test Positivity for Ridgefield

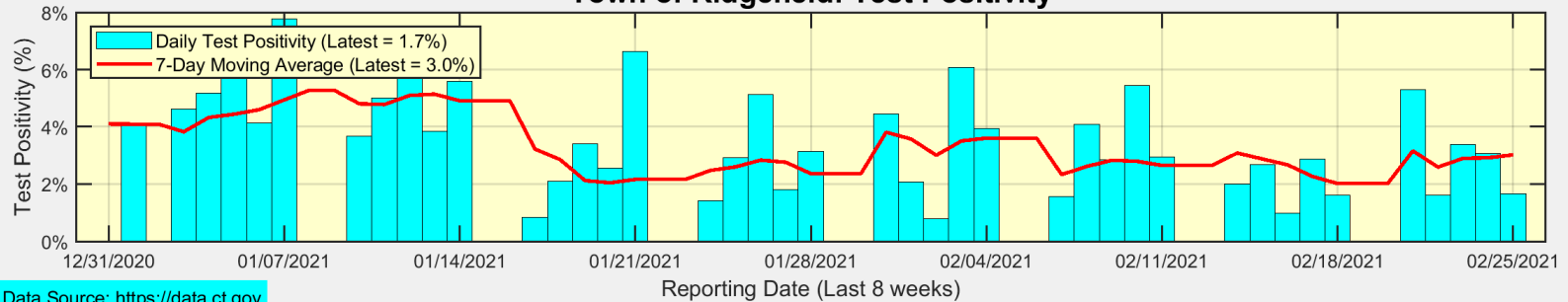
Town of Ridgefield: Number of New Cases (as of 02/25/2021)



Town of Ridgefield: Number of New Tests



Town of Ridgefield: Test Positivity



Data Source: <https://data.ct.gov>



Here are the most recently available Age 65+ vaccination rates for towns in Fairfield County

