

Ridgefield COVID Summary

Ridgefield COVID-19 Task Force



Data downloaded from
<https://data.ct.gov/browse?category=Health+and+Human+Services>

Data downloaded on Thursday, February 25, 2021 at 4:00 PM
This reflects data through Wednesday, February 24, 2021

Ridgefield Summary

Data downloaded on Thursday, 02/25/2021 at 4:00 PM

| Ridgefield | Wednesday 02/24/2021 | Tuesday 02/23/2021 |
|---------------------------------------|----------------------|--------------------|
| Number of New Cases Reported | 6 | 16 |
| New Case Rate (per 100,000 Residents) | 30.3 | 29.2 |
| New Test Rate (per 100,000 Residents) | 1039.4 | 1007.4 |
| Test Positivity | 2.9% | 2.9% |
| | | |
| Fairfield County | Wednesday 02/24/2021 | Tuesday 02/23/2021 |
| Number of New Cases Reported | 301 | 473 |
| New Case Rate (per 100,000 Residents) | 33.6 | 32.0 |
| New Test Rate (per 100,000 Residents) | 1019.3 | 959.5 |
| Test Positivity | 3.3% | 3.3% |
| Currently Hospitalized | 147 | 155 |

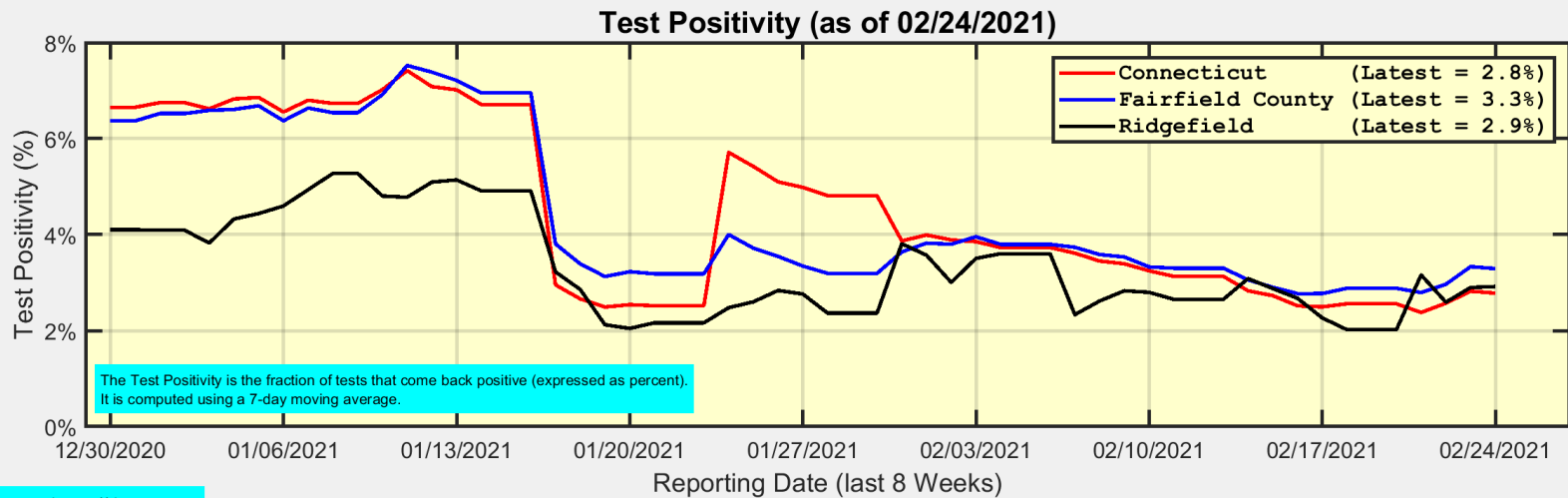
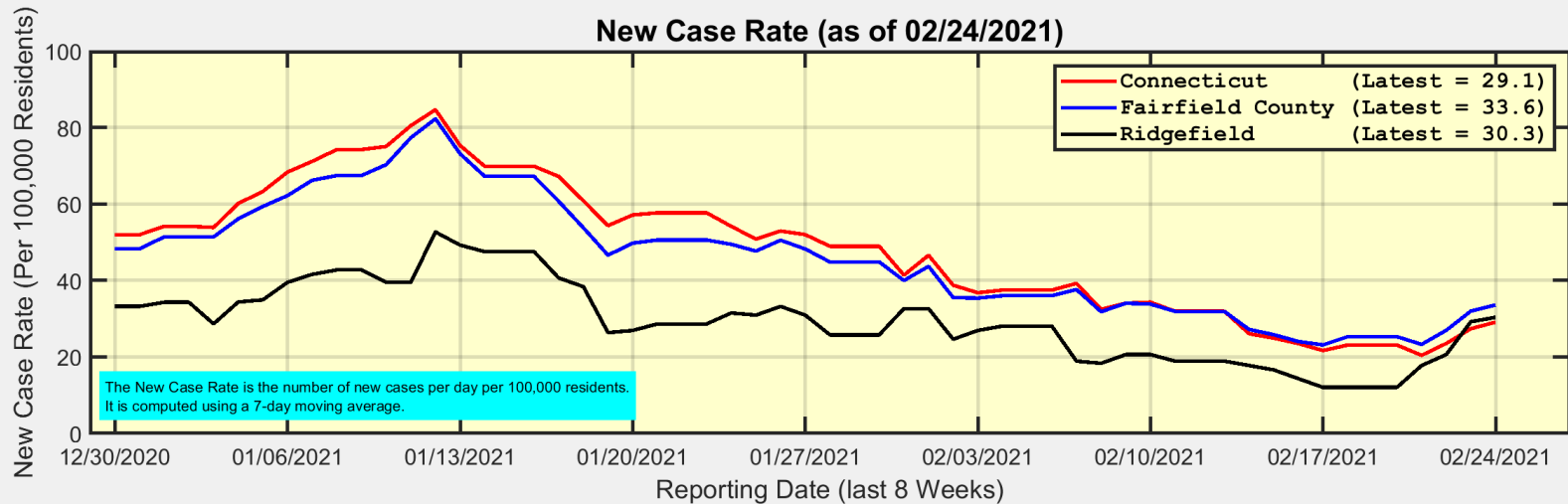
Data Source: <https://data.ct.gov>. This report reflects data reported to the State through Wednesday 02/24/2021. The New Case Rate, New Test Rate, and Test Positivity are computed using 7-day moving averages.

Our data science confirms CDC and other studies:

Wearing a Mask Reduces COVID Case Rates



Here are the latest New Case Rates and Test Positivity for the State, County, and Ridgefield



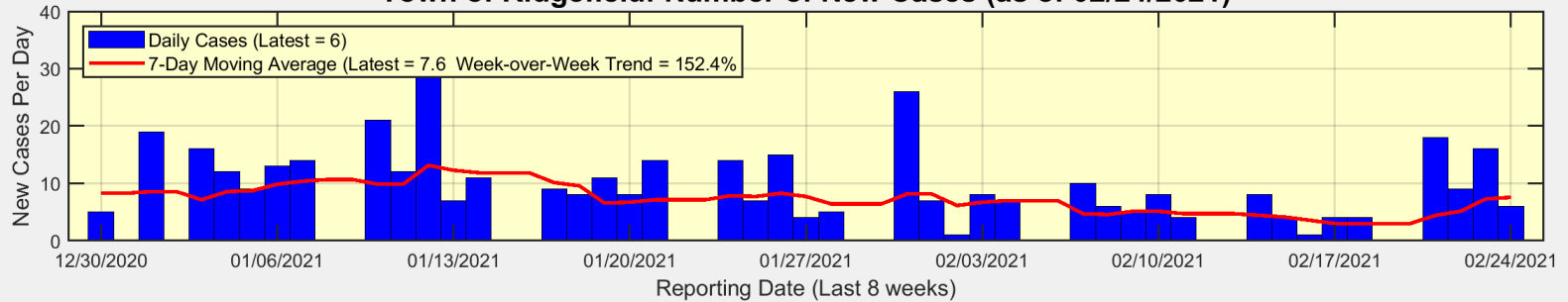
Data Source: <https://data.ct.gov>



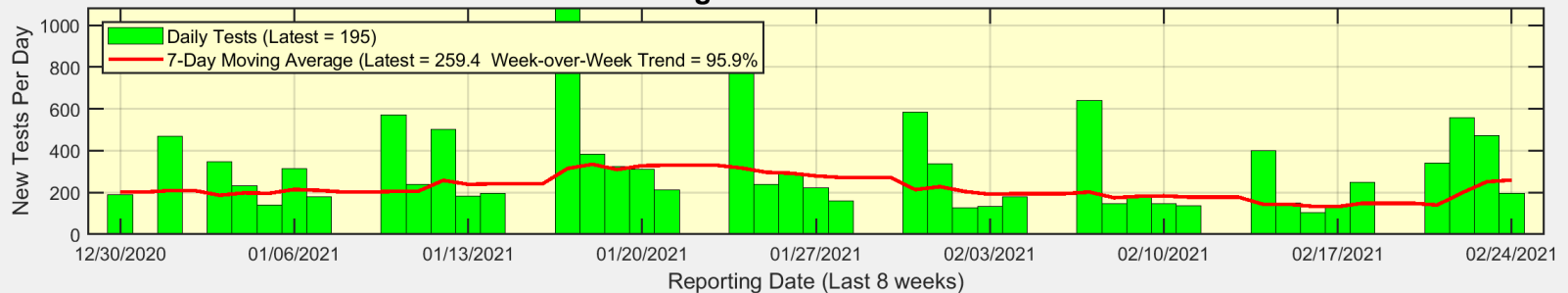
Ridgefield COVID-19 Task Force

Here are the latest New Cases, New Tests, and Test Positivity for Ridgefield

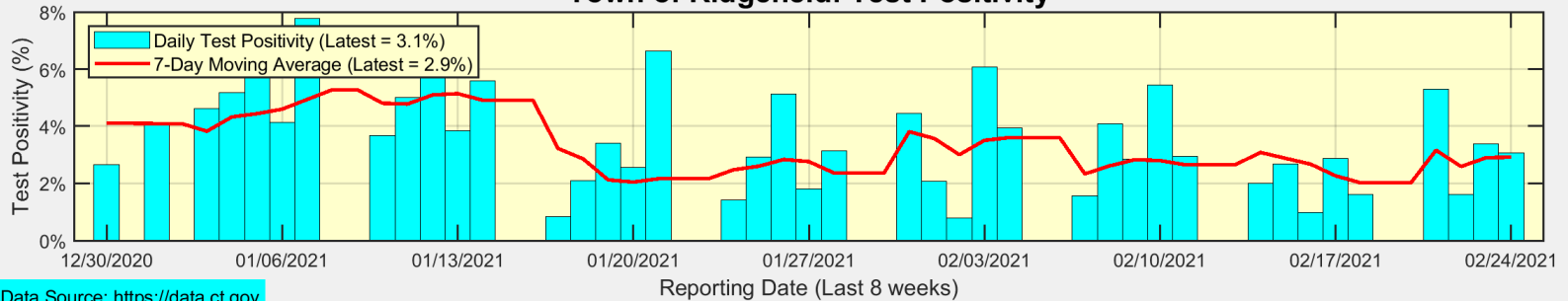
Town of Ridgefield: Number of New Cases (as of 02/24/2021)



Town of Ridgefield: Number of New Tests



Town of Ridgefield: Test Positivity



Data Source: <https://data.ct.gov>



Here are the most recently available Age 65+ vaccination rates for towns in Fairfield County

