

Ridgefield COVID Summary

Ridgefield COVID-19 Task Force



Data downloaded from
<https://data.ct.gov/browse?category=Health+and+Human+Services>

Data downloaded on Wednesday, February 24, 2021 at 4:00 PM
This reflects data through Tuesday, February 23, 2021

Ridgefield Summary

Data downloaded on Wednesday, 02/24/2021 at 4:00 PM

Ridgefield	Tuesday 02/23/2021	Monday 02/22/2021
Number of New Cases Reported	16	9
New Case Rate (per 100,000 Residents)	29.2	20.6
New Test Rate (per 100,000 Residents)	1007.4	795.0
Test Positivity	2.9%	2.6%
Fairfield County	Tuesday 02/23/2021	Monday 02/22/2021
Number of New Cases Reported	473	434
New Case Rate (per 100,000 Residents)	32.0	26.9
New Test Rate (per 100,000 Residents)	959.5	908.6
Test Positivity	3.3%	3.0%
Currently Hospitalized	155	149

Data Source: <https://data.ct.gov>. This report reflects data reported to the State through Tuesday 02/23/2021.

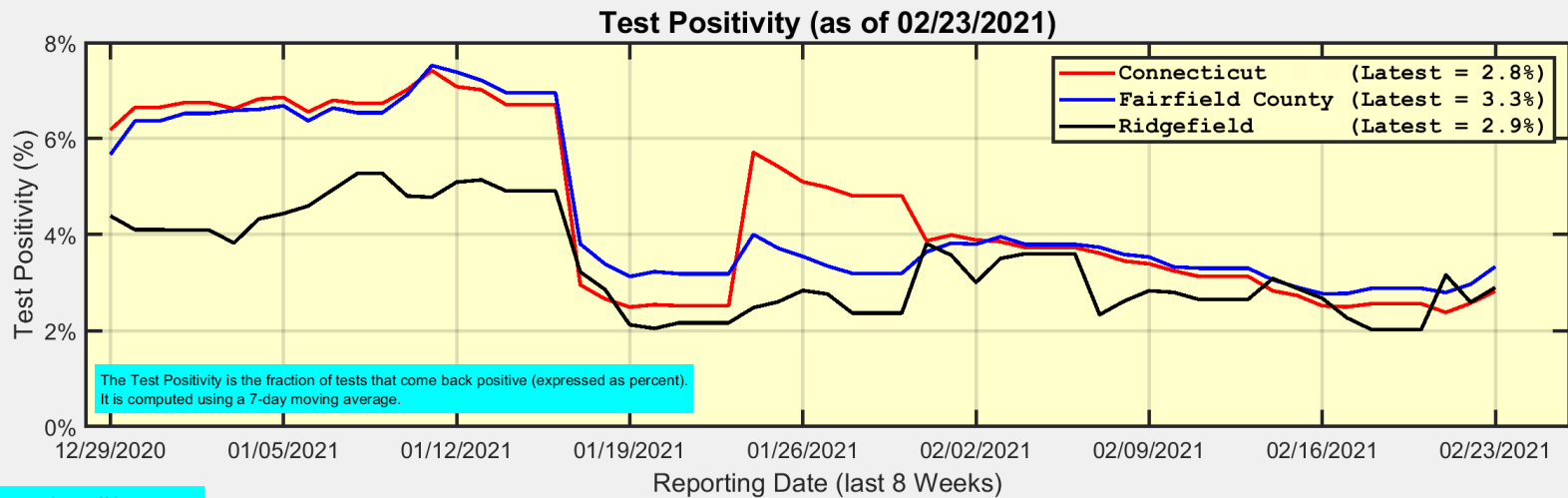
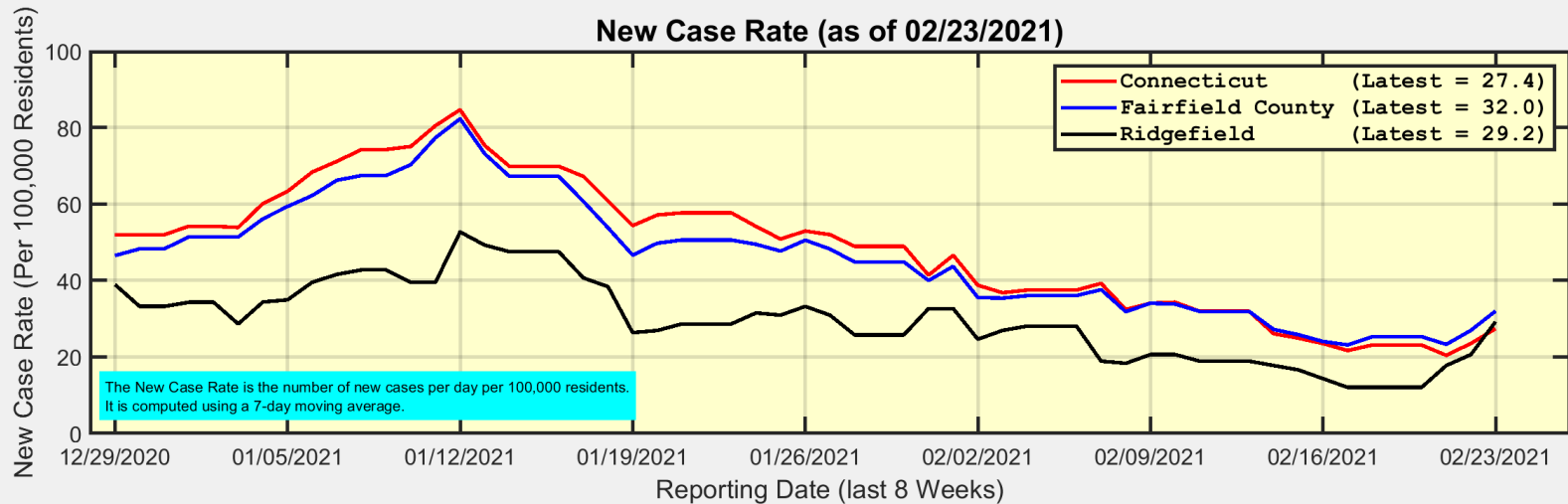
The New Case Rate, New Test Rate, and Test Positivity are computed using 7-day moving averages.

Our data science confirms CDC and other studies:

Wearing a Mask Reduces COVID Case Rates



Here are the latest New Case Rates and Test Positivity for the State, County, and Ridgefield



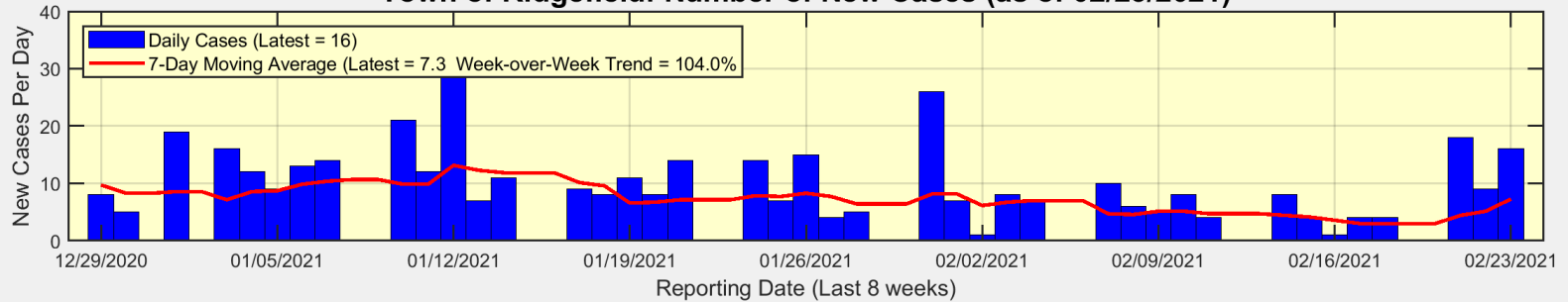
Data Source: <https://data.ct.gov>



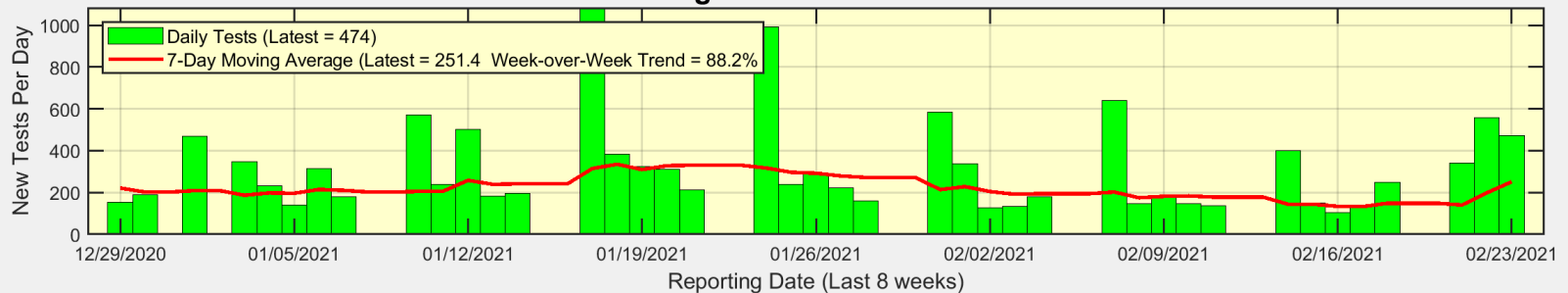
Ridgefield COVID-19 Task Force

Here are the latest New Cases, New Tests, and Test Positivity for Ridgefield

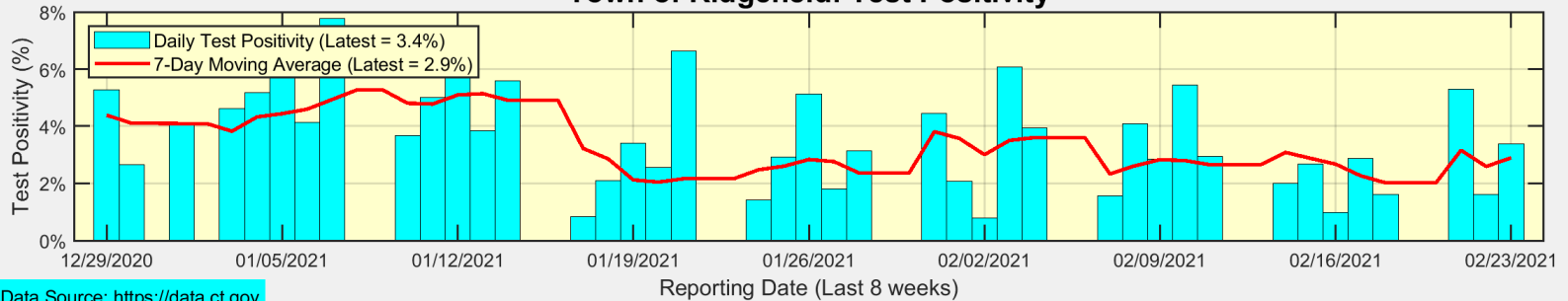
Town of Ridgefield: Number of New Cases (as of 02/23/2021)



Town of Ridgefield: Number of New Tests




Town of Ridgefield: Test Positivity



Data Source: <https://data.ct.gov>



Many towns saw increased test positivity with increased testing ... Ridgefield did not



Data Source: <https://data.ct.gov>



Ridgefield COVID-19 Task Force

Here are the most recently available vaccination rates for towns in Fairfield County

