

Ridgefield COVID Summary

Ridgefield COVID-19 Task Force



Data downloaded from
<https://data.ct.gov/browse?category=Health+and+Human+Services>

Data downloaded on Tuesday, February 23, 2021 at 4:00 PM
This reflects data through Monday, February 22, 2021

Ridgefield Summary

Data downloaded on Tuesday, 02/23/2021 at 4:00 PM

Ridgefield	Monday 02/22/2021	Sunday 02/21/2021
Number of New Cases Reported	9	18
New Case Rate (per 100,000 Residents)	20.6	17.7
New Test Rate (per 100,000 Residents)	795.0	561.5
Test Positivity	2.6%	3.2%
Fairfield County	Monday 02/22/2021	Sunday 02/21/2021
Number of New Cases Reported	434	622
New Case Rate (per 100,000 Residents)	26.9	23.3
New Test Rate (per 100,000 Residents)	908.6	833.0
Test Positivity	3.0%	2.8%
Currently Hospitalized	149	150
Data Source: https://data.ct.gov . This report reflects data reported to the State through Monday 02/22/2021. The New Case Rate, New Test Rate, and Test Positivity are computed using 7-day moving averages.		
NOTE: The Number of New Cases Reported for Sunday is the TOTAL over the last THREE DAYS (Friday, Saturday, Sunday).		

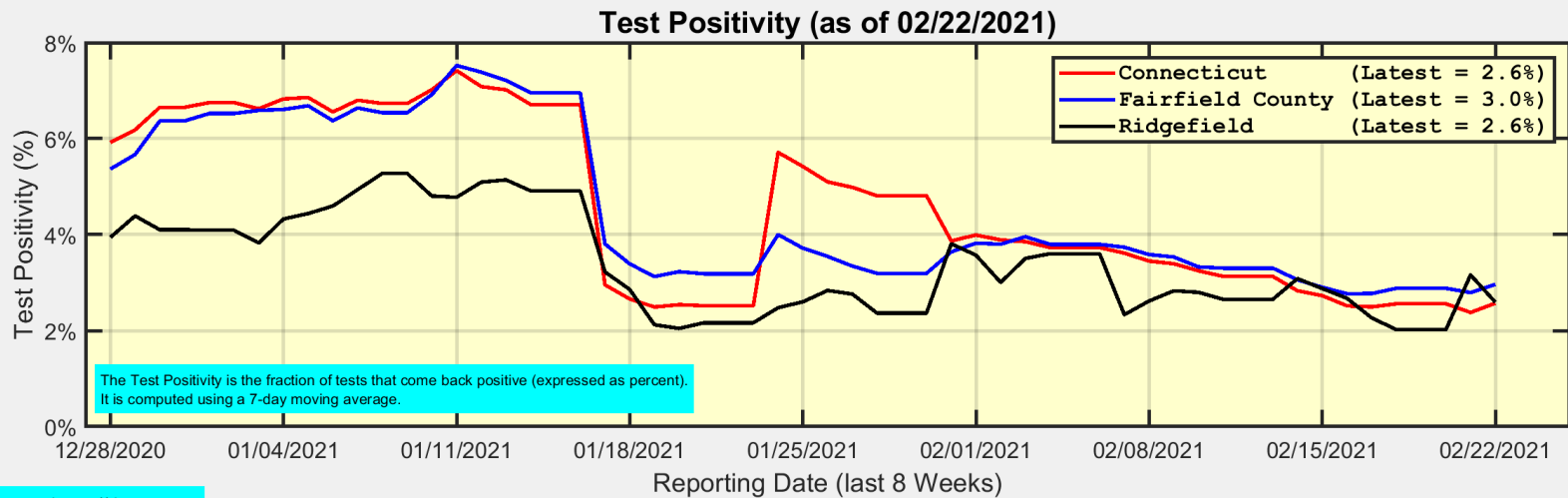
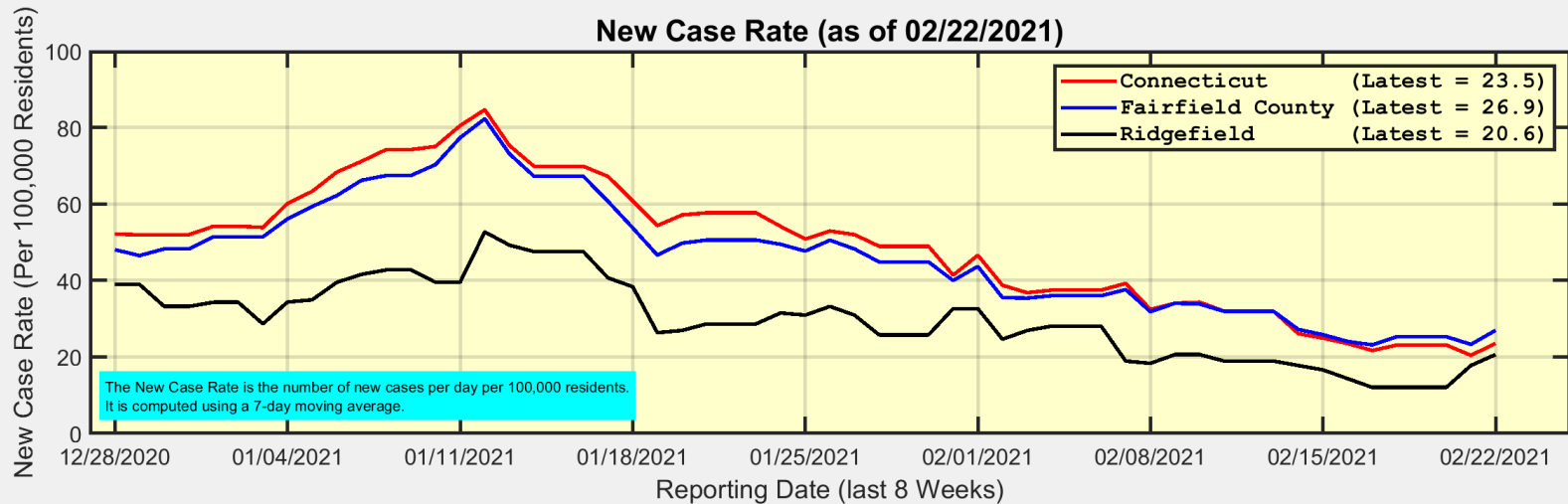
Our data science confirms CDC and other studies:

Wearing a Mask Reduces COVID Case Rates



Ridgefield COVID-19 Task Force

Here are the latest New Case Rates and Test Positivity for the State, County, and Ridgefield



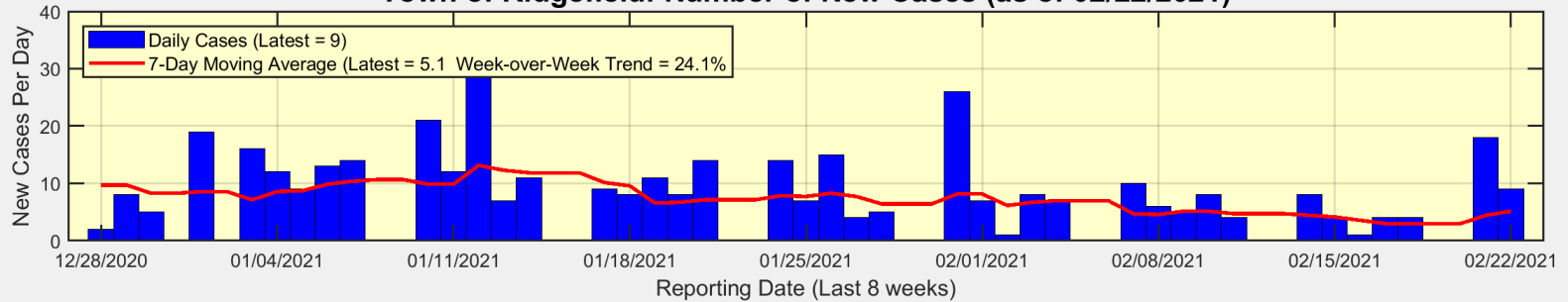
Data Source: <https://data.ct.gov>



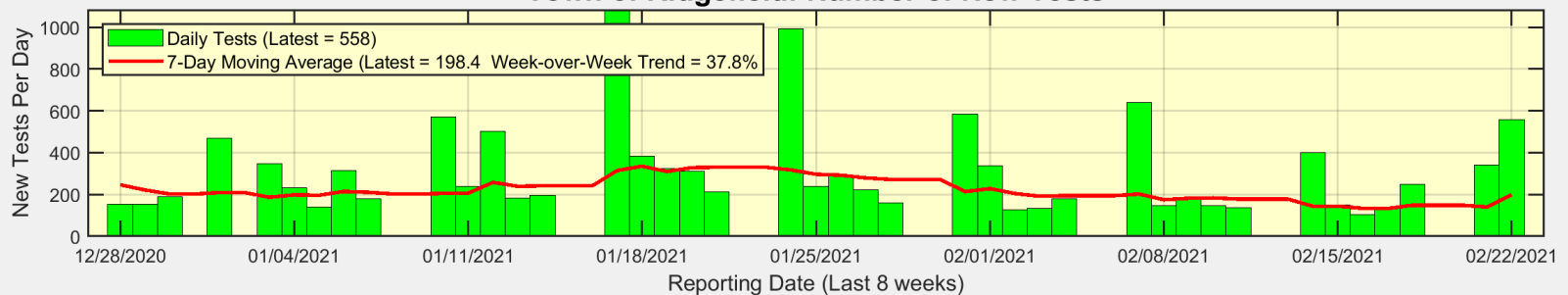
Ridgefield COVID-19 Task Force

Here are the latest New Cases, New Tests, and Test Positivity for Ridgefield

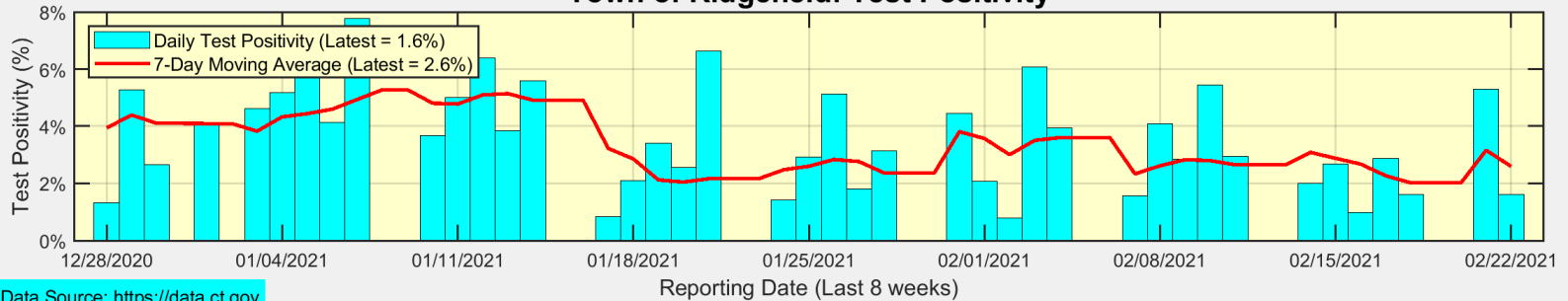
Town of Ridgefield: Number of New Cases (as of 02/22/2021)



Town of Ridgefield: Number of New Tests



Town of Ridgefield: Test Positivity



Data Source: <https://data.ct.gov>



Here are the most recently available vaccination rates for towns in Fairfield County

