

## Ridgefield COVID Summary

Ridgefield COVID-19 Task Force



Data downloaded from  
<https://data.ct.gov/browse?category=Health+and+Human+Services>

Data downloaded on Friday, February 19, 2021 at 4:00 PM  
This reflects data through Thursday, February 18, 2021

## Ridgefield Summary

Data downloaded on Friday, 02/19/2021 at 4:00 PM

Ridgefield	Thursday 02/18/2021	Wednesday 02/17/2021
Number of New Cases Reported	4	4
New Case Rate (per 100,000 Residents)	12.0	12.0
New Test Rate (per 100,000 Residents)	595.3	530.6
Test Positivity	2.0%	2.3%
Fairfield County	Thursday 02/18/2021	Wednesday 02/17/2021
Number of New Cases Reported	387	197
New Case Rate (per 100,000 Residents)	25.3	23.1
New Test Rate (per 100,000 Residents)	877.1	834.4
Test Positivity	2.9%	2.8%
Currently Hospitalized	154	166

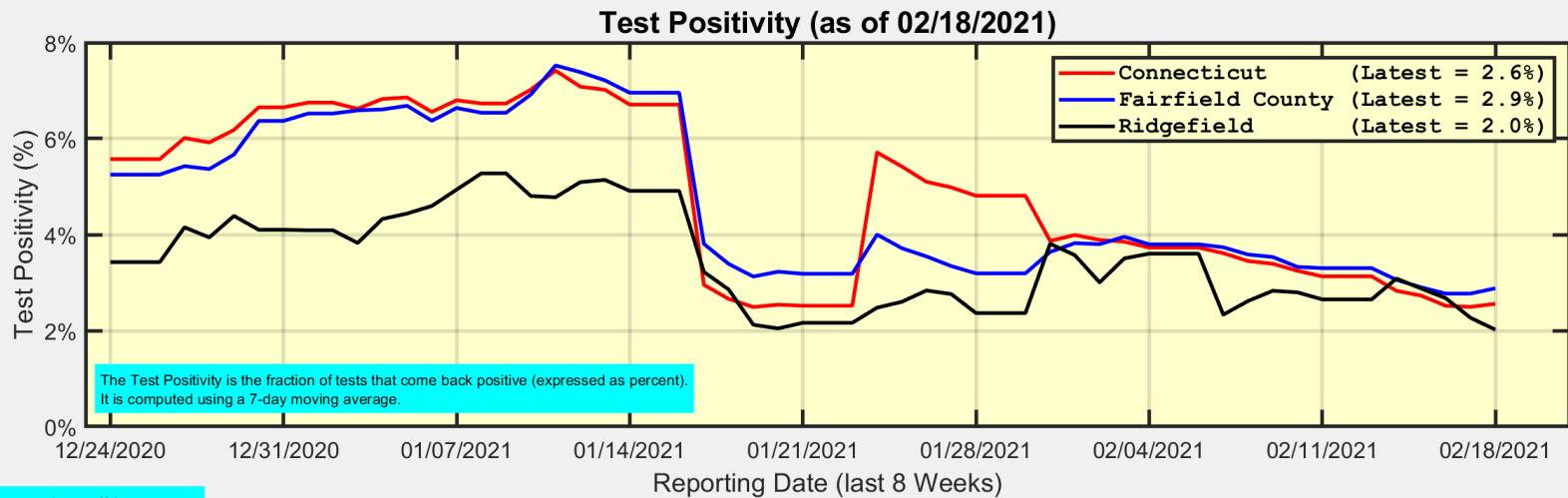
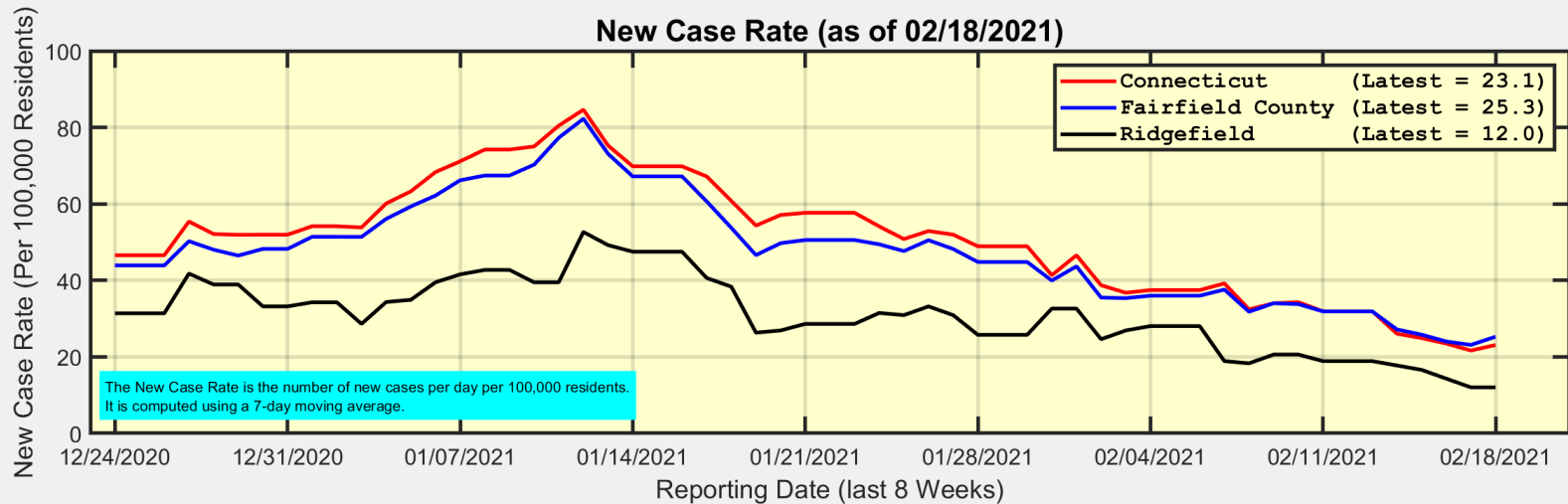
**Data Source:** <https://data.ct.gov>. This report reflects data reported to the State through Thursday 02/18/2021.  
The New Case Rate, New Test Rate, and Test Positivity are computed using 7-day moving averages.

Our data science confirms CDC and other studies:

***Wearing a Mask Reduces COVID Case Rates***



# Here are the latest New Case Rates and Test Positivity for the State, County, and Ridgefield



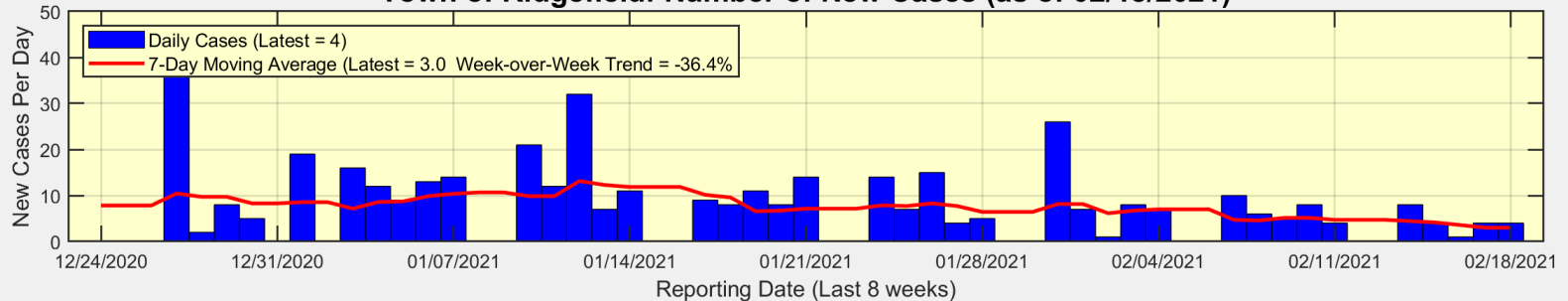
Data Source: <https://data.ct.gov>



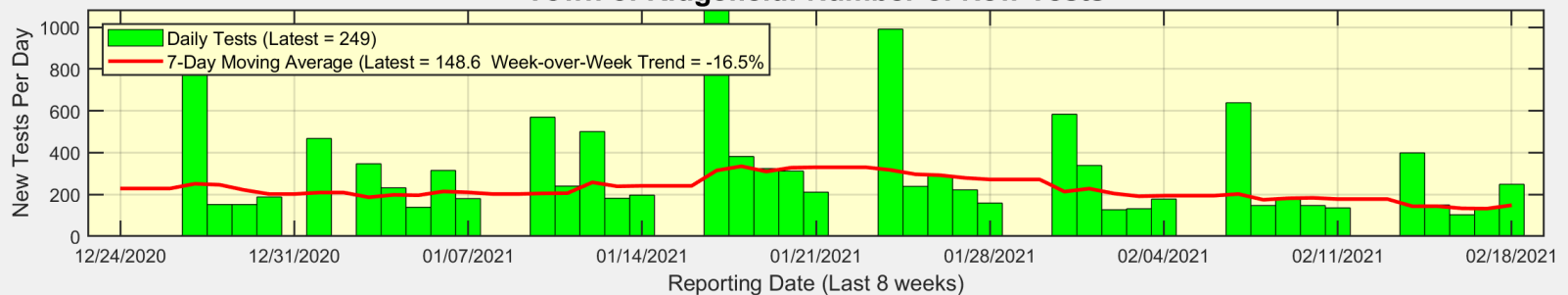
Ridgefield COVID-19 Task Force

# Here are the latest New Cases, New Tests, and Test Positivity for Ridgefield

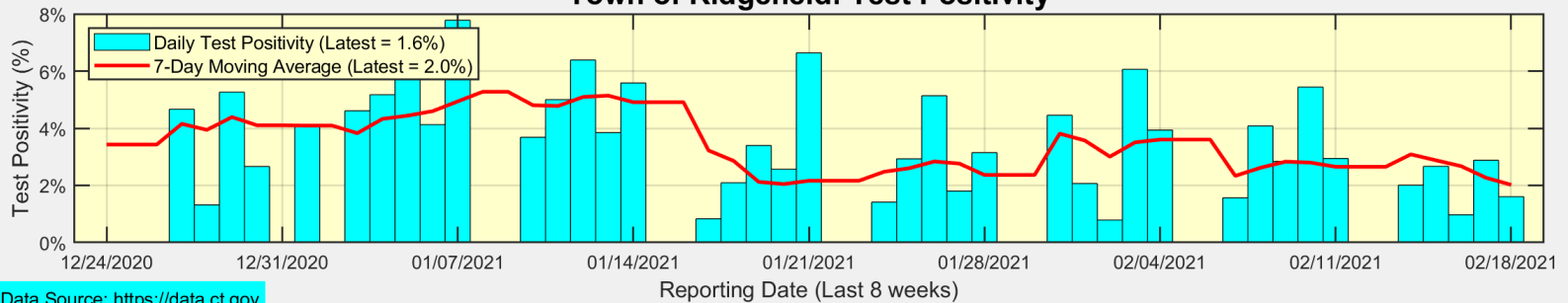
**Town of Ridgefield: Number of New Cases (as of 02/18/2021)**



**Town of Ridgefield: Number of New Tests**



**Town of Ridgefield: Test Positivity**



Data Source: <https://data.ct.gov>



# Here are the most recently available vaccination rates for towns in Fairfield County

